

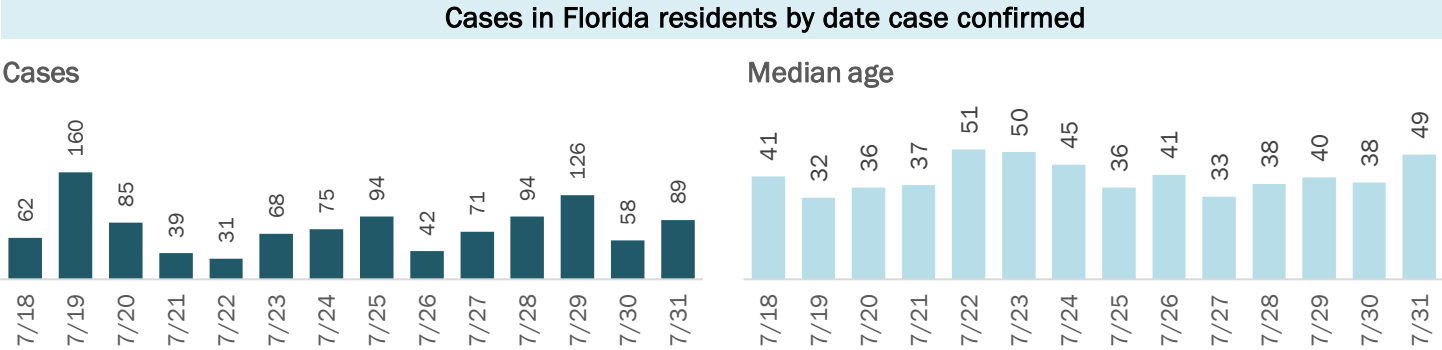
# COVID-19: summary for Okaloosa County

Data through Jul 31, 2020 verified as of Aug 1, 2020 at 09:25 AM

Data in this report are provisional and subject to change.

Cases: people with positive PCR or antigen test result

Total cases	2,850
Florida residents	2,822
Non-Florida residents	28
Gender for Florida residents	
Men	1,274
Women	1,501
Unknown	47
Age for Florida residents	
Range	0 - 103
Median age	38



Race, ethnicity	Cases	Hospitalizations	Deaths
White	1,381 49%	97 72%	22 73%
Hispanic	225 8%	18 13%	1 3%
Non-Hispanic	1,028 36%	77 57%	17 57%
Unknown ethnicity	128 5%	2 1%	4 13%
Black	253 9%	27 20%	7 23%
Hispanic	7 0%	0 0%	0 0%
Non-Hispanic	223 8%	26 19%	6 20%
Unknown ethnicity	23 1%	1 1%	1 3%
Other	430 15%	8 6%	1 3%
Hispanic	138 5%	4 3%	1 3%
Non-Hispanic	247 9%	4 3%	0 0%
Unknown ethnicity	45 2%	0 0%	0 0%
Unknown race	758 27%	3 2%	0 0%
Hispanic	17 1%	0 0%	0 0%
Non-Hispanic	14 0%	0 0%	0 0%
Unknown ethnicity	727 26%	3 2%	0 0%
Total	2,822	135	30

Outcomes for Florida residents		
Okaloosa		
Hospitalizations	135	(5% of all cases)
Deaths	30	(1% of all cases)
New deaths	2	

Statewide		
Hospitalizations	26,972	(6% of all cases)
Deaths	7,022	(1% of all cases)
New deaths	179	

New deaths are those identified since last report.

Cases in facility staff/residents		
Okaloosa		
Long-term care	252	(9% of all cases)
Correctional	36	(1% of all cases)

Statewide		
Long-term care	26,677	(6% of all cases)
Correctional	10,364	(2% of all cases)

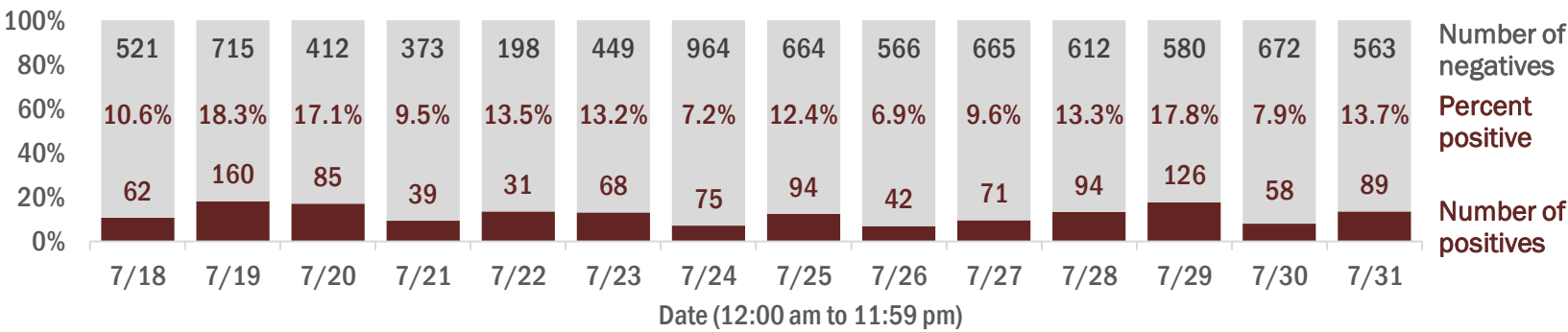
Age group	All cases	New cases (7/31)	Hospitalizations	Deaths
0-4 years	34 1%	3 3%	0 0%	0 0%
5-14 years	97 3%	2 2%	1 1%	0 0%
15-24 years	508 18%	11 12%	4 3%	0 0%
25-34 years	590 21%	12 13%	15 11%	2 7%
35-44 years	453 16%	13 15%	15 11%	0 0%
45-54 years	387 14%	13 15%	14 10%	1 3%
55-64 years	317 11%	9 10%	25 19%	4 13%
65-74 years	220 8%	14 16%	27 20%	2 7%
75-84 years	126 4%	9 10%	24 18%	9 30%
85+ years	85 3%	3 3%	10 7%	12 40%
Unknown	5 0%	0 0%	0 0%	0 0%
Total	2,822	89	135	30

**Hospitalization** counts include anyone who was hospitalized at some point during their illness. It does not reflect the number of people currently hospitalized.  
**Other race** includes any person with a race of American Indian/Alaskan native, Asian, native Hawaiian/Pacific Islander, or other.

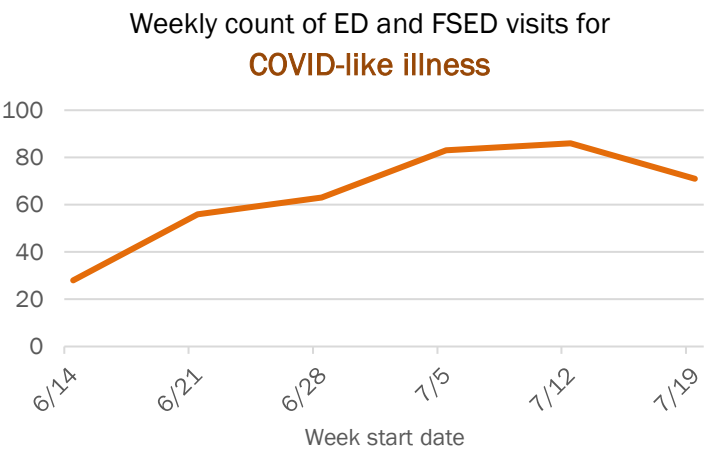
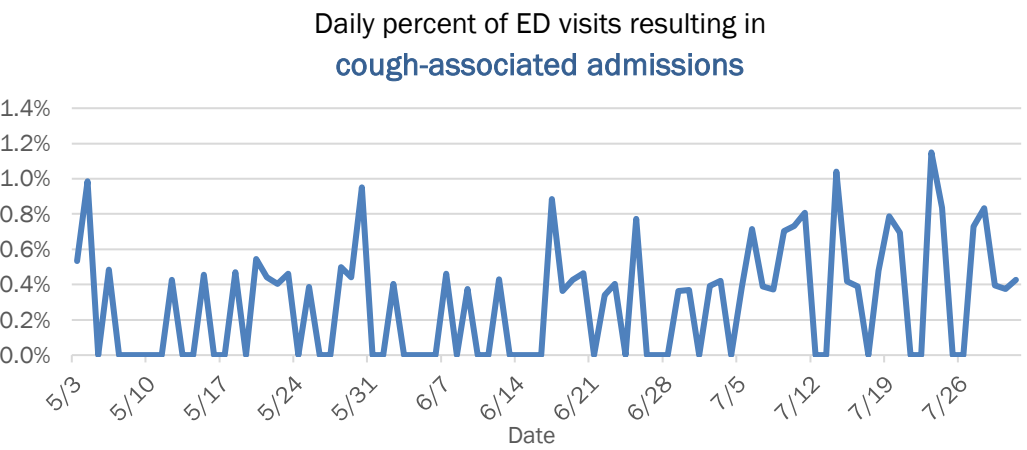
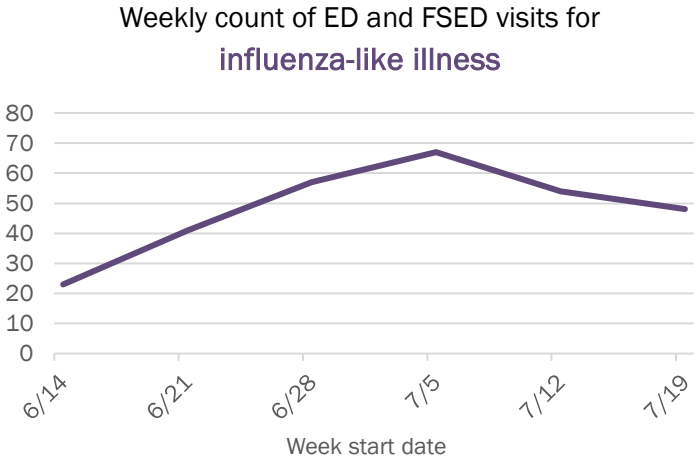
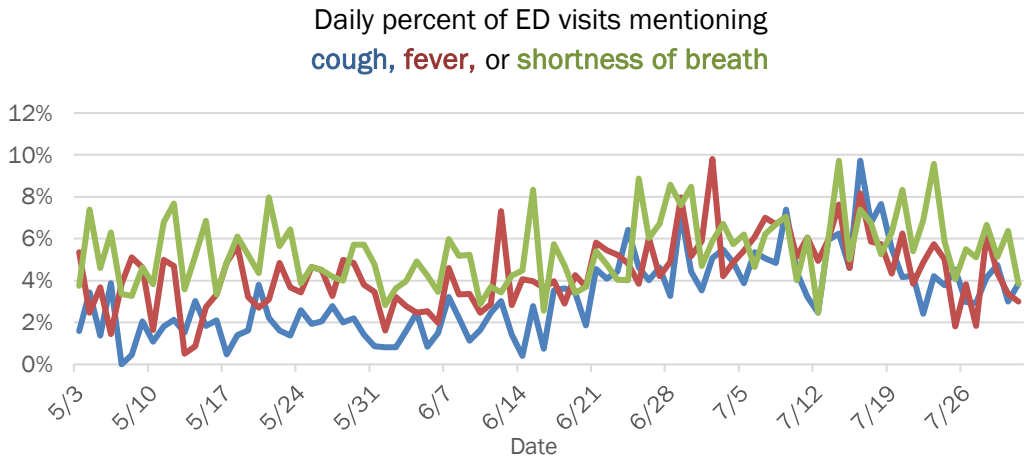
Laboratory testing for Florida residents and non-Florida residents over the past 2 weeks

Percent positivity for new cases

These counts include the number of people for whom the department received PCR or antigen laboratory results by day. This percent is the number of people who test positive for the first time divided by all the people tested that day, excluding people who have previously tested positive.



Emergency department (ED) and freestanding ED (FSED) chief complaint and admission data for Okaloosa County



The Electronic Surveillance System for the Early Notification of Community-Based Epidemics (ESSENCE-FL) includes chief complaint data from 211 of 212 Florida EDs and 77 of 80 Florida FSEDs. Data are transmitted electronically to ESSENCE-FL daily or hourly.