

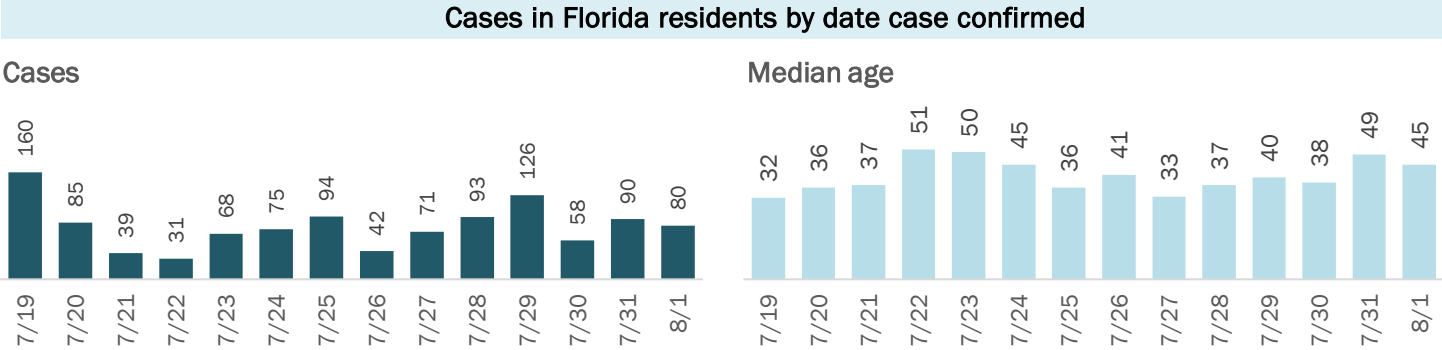
COVID-19: summary for Okaloosa County

Data through Aug 1, 2020 verified as of Aug 2, 2020 at 09:25 AM

Data in this report are provisional and subject to change.

Cases: people with positive PCR or antigen test result

Total cases	2,931
Florida residents	2,902
Non-Florida residents	29
Gender for Florida residents	
Men	1,308
Women	1,547
Unknown	47
Age for Florida residents	
Range	0 - 103
Median age	38



Race, ethnicity	Cases	Hospitalizations	Deaths
White	1,423 49%	99 72%	22 73%
Hispanic	226 8%	18 13%	1 3%
Non-Hispanic	1,085 37%	79 57%	17 57%
Unknown ethnicity	112 4%	2 1%	4 13%
Black	259 9%	27 20%	7 23%
Hispanic	7 0%	0 0%	0 0%
Non-Hispanic	229 8%	26 19%	6 20%
Unknown ethnicity	23 1%	1 1%	1 3%
Other	455 16%	9 7%	1 3%
Hispanic	139 5%	4 3%	1 3%
Non-Hispanic	272 9%	5 4%	0 0%
Unknown ethnicity	44 2%	0 0%	0 0%
Unknown race	765 26%	3 2%	0 0%
Hispanic	17 1%	0 0%	0 0%
Non-Hispanic	14 0%	0 0%	0 0%
Unknown ethnicity	734 25%	3 2%	0 0%
Total	2,902	138	30

Outcomes for Florida residents		
Okaloosa		
Hospitalizations	138	(5% of all cases)
Deaths	30	(1% of all cases)
New deaths	0	

Statewide		
Hospitalizations	27,150	(6% of all cases)
Deaths	7,084	(1% of all cases)
New deaths	62	

New deaths are those identified since last report.

Cases in facility staff/residents		
Okaloosa		
Long-term care	277	(10% of all cases)
Correctional	37	(1% of all cases)

Statewide		
Long-term care	26,978	(6% of all cases)
Correctional	10,468	(2% of all cases)

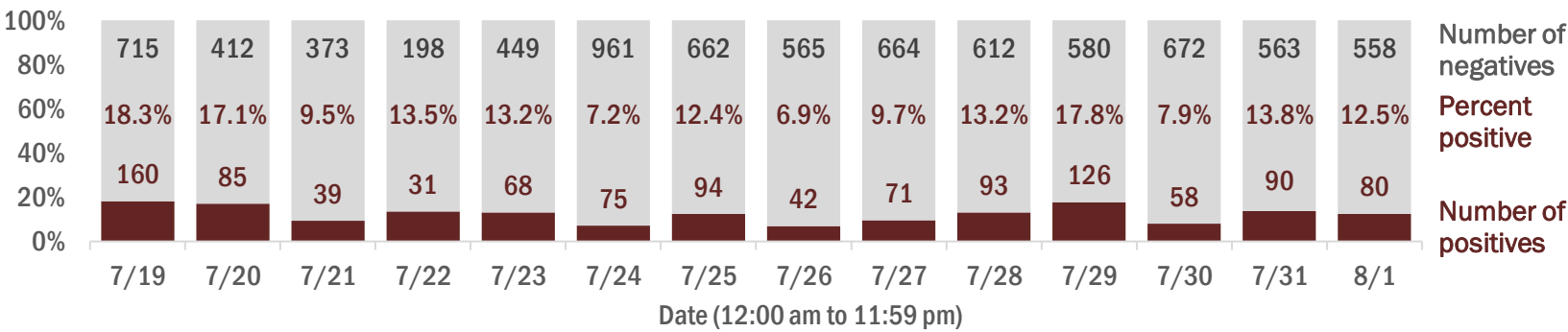
Age group	All cases	New cases (8/01)	Hospitalizations	Deaths
0-4 years	34 1%	0 0%	0 0%	0 0%
5-14 years	99 3%	2 3%	1 1%	0 0%
15-24 years	517 18%	9 11%	4 3%	0 0%
25-34 years	612 21%	22 28%	15 11%	2 7%
35-44 years	459 16%	5 6%	15 11%	0 0%
45-54 years	403 14%	16 20%	14 10%	1 3%
55-64 years	332 11%	15 19%	25 18%	4 13%
65-74 years	226 8%	7 9%	29 21%	2 7%
75-84 years	128 4%	2 3%	25 18%	9 30%
85+ years	87 3%	2 3%	10 7%	12 40%
Unknown	5 0%	0 0%	0 0%	0 0%
Total	2,902	80	138	30

Hospitalization counts include anyone who was hospitalized at some point during their illness. It does not reflect the number of people currently hospitalized.
Other race includes any person with a race of American Indian/Alaskan native, Asian, native Hawaiian/Pacific Islander, or other.

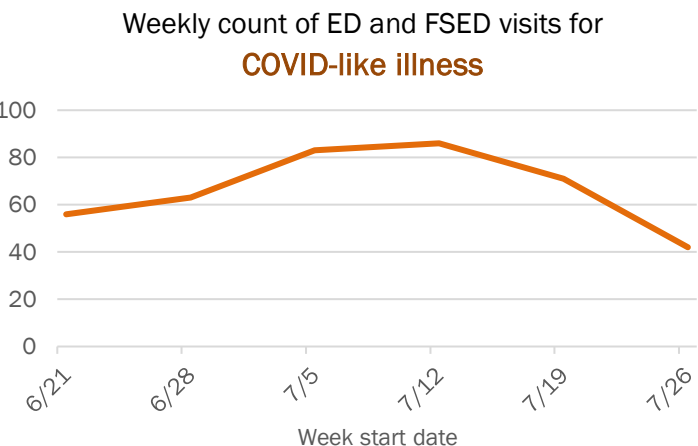
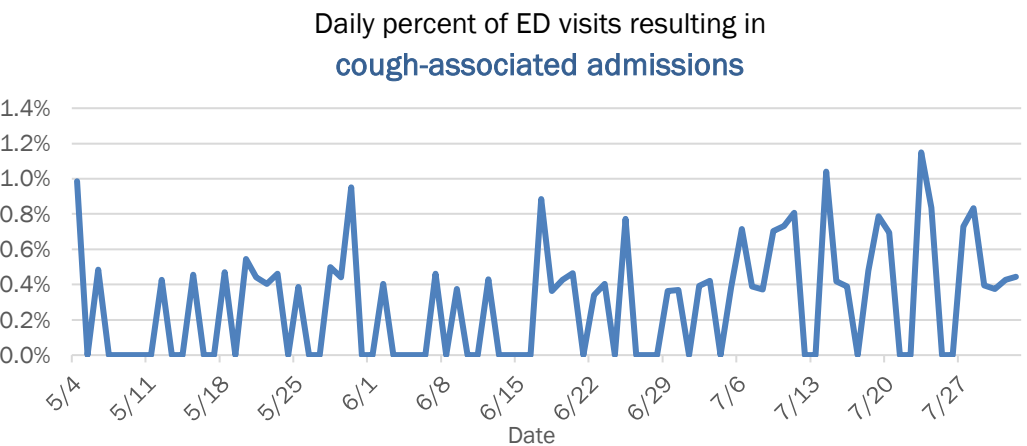
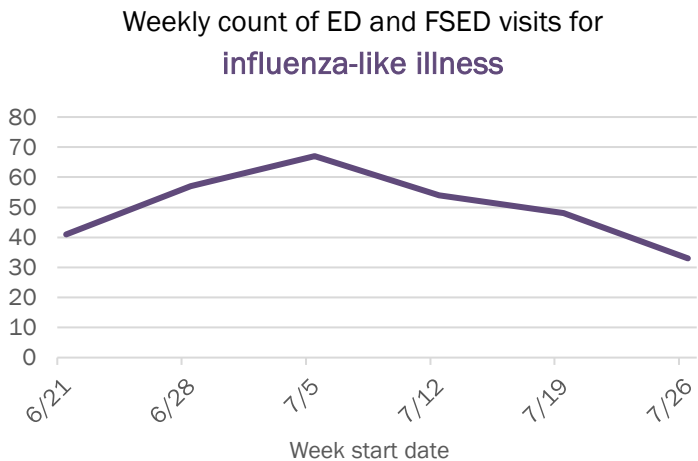
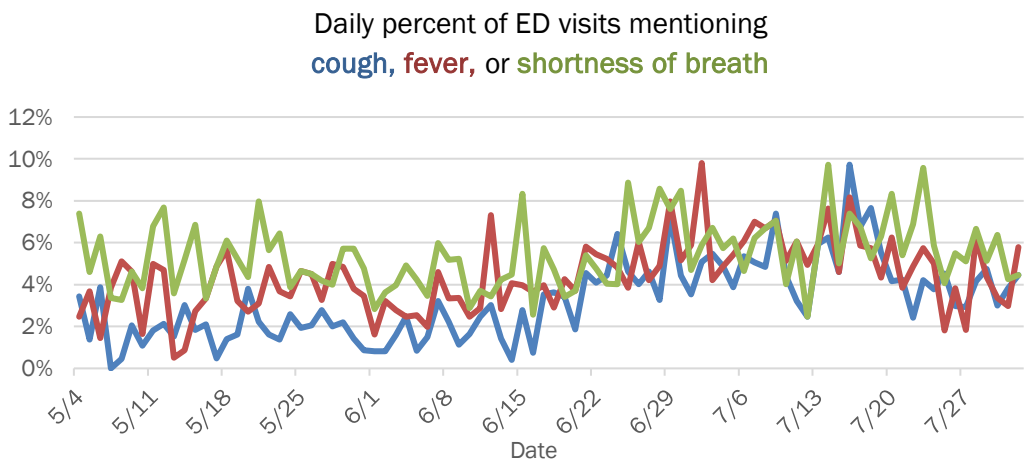
Laboratory testing for Florida residents and non-Florida residents over the past 2 weeks

Percent positivity for new cases

These counts include the number of people for whom the department received PCR or antigen laboratory results by day. This percent is the number of people who test positive for the first time divided by all the people tested that day, excluding people who have previously tested positive.



Emergency department (ED) and freestanding ED (FSED) chief complaint and admission data for Okaloosa County



The Electronic Surveillance System for the Early Notification of Community-Based Epidemics (ESSENCE-FL) includes chief complaint data from 211 of 212 Florida EDs and 77 of 80 Florida FSEDs. Data are transmitted electronically to ESSENCE-FL daily or hourly.