

# COVID-19: summary for Okaloosa County

Data through Jul 21, 2020 verified as of Jul 22, 2020 at 09:25 AM

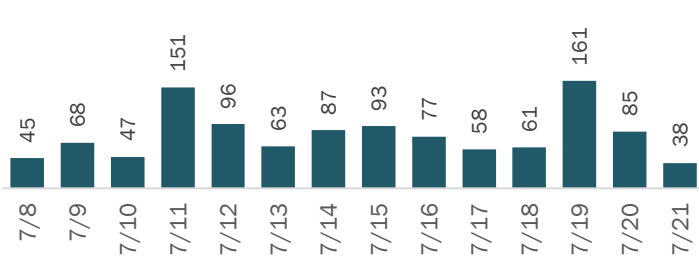
Data in this report are provisional and subject to change.

Cases: people with positive PCR or antigen test result

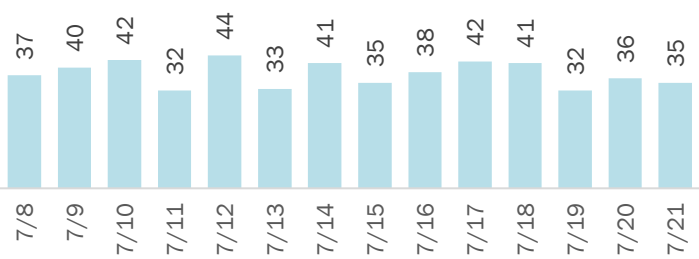
Total cases	2,104
Florida residents	2,079
Non-Florida residents	25
Gender for Florida residents	
Men	919
Women	1,114
Unknown	46
Age for Florida residents	
Range	0 - 103
Median age	38

Cases in Florida residents by date case confirmed

Cases



Median age



Race, ethnicity	Cases	Hospitalizations	Deaths
White	1,010 49%	74 75%	12 75%
Hispanic	194 9%	17 17%	0 0%
Non-Hispanic	723 35%	57 58%	12 75%
Unknown ethnicity	93 4%	0 0%	0 0%
Black	185 9%	21 21%	4 25%
Hispanic	6 0%	0 0%	0 0%
Non-Hispanic	153 7%	20 20%	4 25%
Unknown ethnicity	26 1%	1 1%	0 0%
Other	168 8%	4 4%	0 0%
Hispanic	80 4%	2 2%	0 0%
Non-Hispanic	68 3%	2 2%	0 0%
Unknown ethnicity	20 1%	0 0%	0 0%
Unknown race	716 34%	0 0%	0 0%
Hispanic	20 1%	0 0%	0 0%
Non-Hispanic	12 1%	0 0%	0 0%
Unknown ethnicity	684 33%	0 0%	0 0%
Total	2,079	99	16

Outcomes for Florida residents

Okaloosa		
Hospitalizations	99	(5% of all cases)
Deaths	16	(1% of all cases)
New deaths	0	

Statewide		
Hospitalizations	22,243	(6% of all cases)
Deaths	5,345	(1% of all cases)
New deaths	138	

New deaths are those identified since last report.

Cases in facility staff/residents		
Okaloosa		
Long-term care	156	(8% of all cases)
Correctional	12	(1% of all cases)

Statewide		
Long-term care	20,978	(6% of all cases)
Correctional	6,442	(2% of all cases)

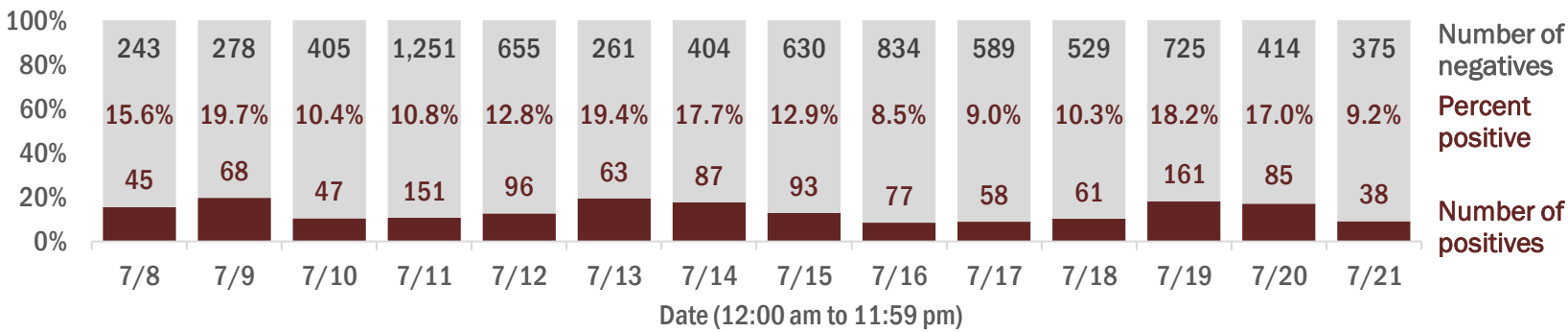
Age group	All cases	New cases (7/21)	Hospitalizations	Deaths
0-4 years	28 1%	0 0%	0 0%	0 0%
5-14 years	69 3%	3 8%	0 0%	0 0%
15-24 years	384 18%	8 21%	1 1%	0 0%
25-34 years	448 22%	8 21%	13 13%	2 13%
35-44 years	330 16%	5 13%	12 12%	0 0%
45-54 years	268 13%	7 18%	11 11%	1 6%
55-64 years	237 11%	5 13%	18 18%	2 13%
65-74 years	152 7%	1 3%	20 20%	1 6%
75-84 years	94 5%	1 3%	17 17%	4 25%
85+ years	67 3%	0 0%	7 7%	6 38%
Unknown	2 0%	0 0%	0 0%	0 0%
Total	2,079	38	99	16

**Hospitalization** counts include anyone who was hospitalized at some point during their illness. It does not reflect the number of people currently hospitalized.  
**Other race** includes any person with a race of American Indian/Alaskan native, Asian, native Hawaiian/Pacific Islander, or other.

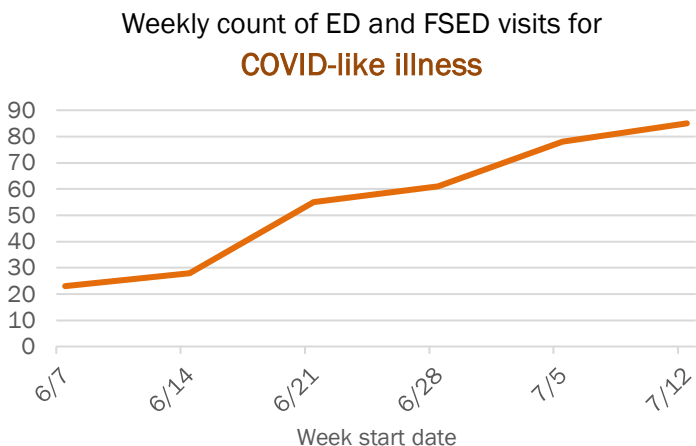
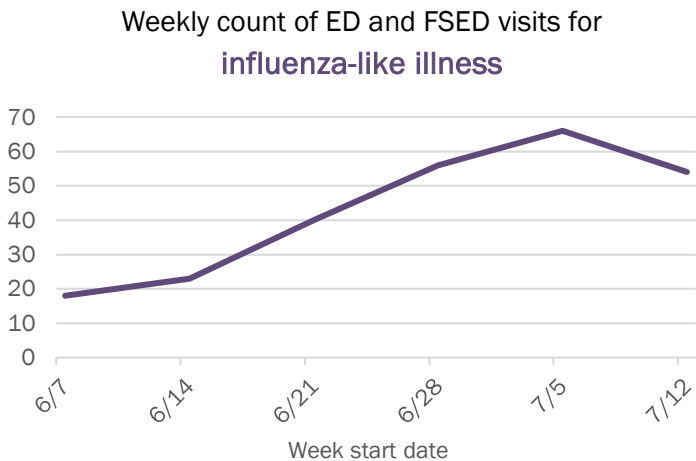
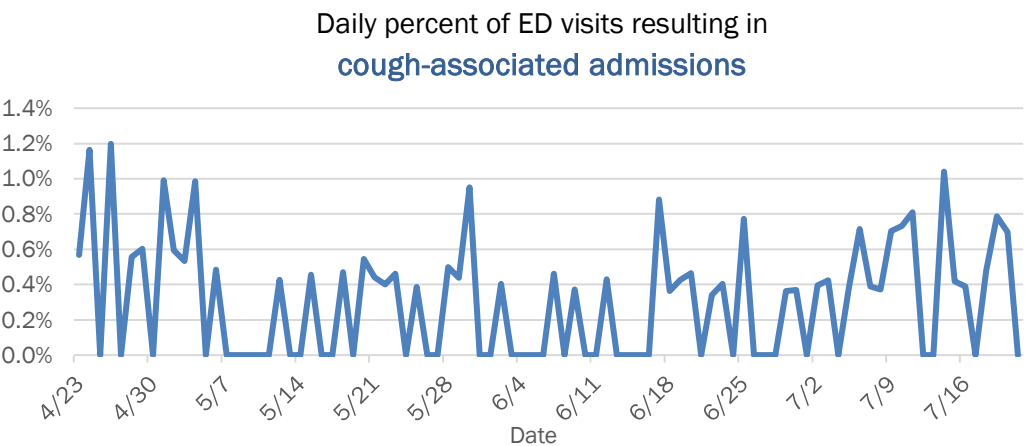
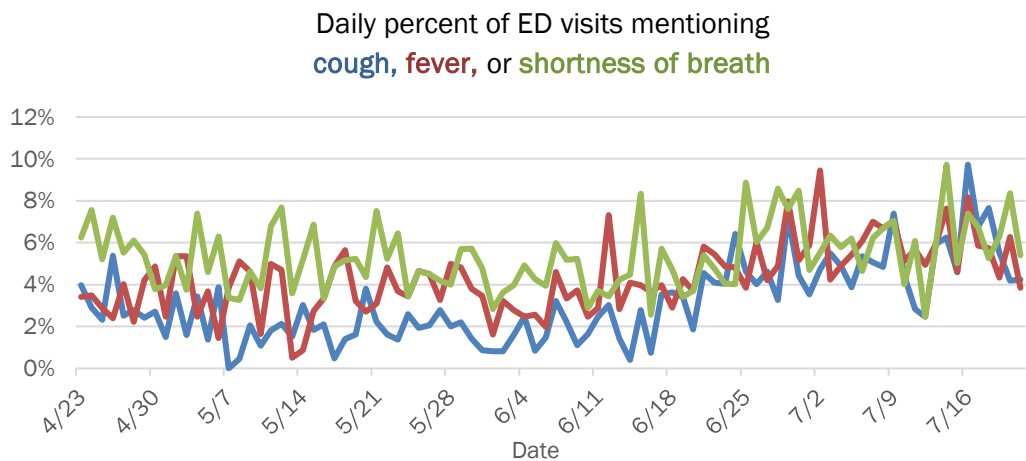
Laboratory testing for Florida residents and non-Florida residents over the past 2 weeks

Percent positivity for new cases

These counts include the number of people for whom the department received PCR or antigen laboratory results by day. This percent is the number of people who test positive for the first time divided by all the people tested that day, excluding people who have previously tested positive.



Emergency department (ED) and freestanding ED (FSED) chief complaint and admission data for Okaloosa County



The Electronic Surveillance System for the Early Notification of Community-Based Epidemics (ESSENCE-FL) includes chief complaint data from 211 of 212 Florida EDs and 77 of 80 Florida FSEDs. Data are transmitted electronically to ESSENCE-FL daily or hourly.