

# COVID-19: summary for Okaloosa County

Data through Jul 25, 2020 verified as of Jul 26, 2020 at 09:25 AM

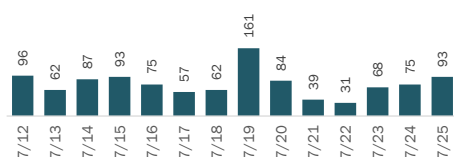
Data in this report are provisional and subject to change.

## Cases: people with positive PCR or antigen test result

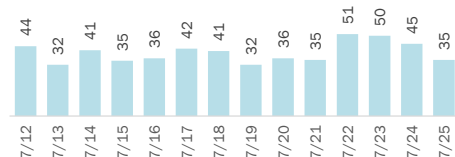
<b>Total cases</b>	<b>2,368</b>
Florida residents	2,343
Non-Florida residents	25
<b>Gender for Florida residents</b>	
Men	1,052
Women	1,252
Unknown	39
<b>Age for Florida residents</b>	
Range	0 - 103
Median age	38

## Cases in Florida residents by date case confirmed

Cases



Median age



Race, ethnicity	Cases	Hospitalizations	Deaths
White	1,165 50%	76 70%	15 75%
Hispanic	201 9%	16 15%	0 0%
Non-Hispanic	854 36%	60 56%	12 60%
Unknown ethnicity	110 5%	0 0%	3 15%
Black	200 9%	24 22%	5 25%
Hispanic	6 0%	0 0%	0 0%
Non-Hispanic	169 7%	22 20%	4 20%
Unknown ethnicity	25 1%	2 2%	1 5%
Other	273 12%	7 6%	0 0%
Hispanic	108 5%	3 3%	0 0%
Non-Hispanic	135 6%	4 4%	0 0%
Unknown ethnicity	30 1%	0 0%	0 0%
Unknown race	705 30%	1 1%	0 0%
Hispanic	18 1%	0 0%	0 0%
Non-Hispanic	11 0%	0 0%	0 0%
Unknown ethnicity	676 29%	1 1%	0 0%
<b>Total</b>	<b>2,343</b>	<b>108</b>	<b>20</b>

## Outcomes for Florida residents

### Okaloosa

Hospitalizations	108	(5% of all cases)
Deaths	20	(1% of all cases)
New deaths	0	

### Statewide

Hospitalizations	24,064	(6% of all cases)
Deaths	5,854	(1% of all cases)
New deaths	77	

New deaths are those identified since last report.

## Cases in facility staff/residents

### Okaloosa

Long-term care	204	(9% of all cases)
Correctional	15	(1% of all cases)

### Statewide

Long-term care	23,155	(6% of all cases)
Correctional	7,598	(2% of all cases)

Age group	All cases	New cases (7/25)	Hospitalizations	Deaths
0-4 years	29 1%	1 1%	0 0%	0 0%
5-14 years	80 3%	6 6%	1 1%	0 0%
15-24 years	425 18%	19 20%	2 2%	0 0%
25-34 years	499 21%	20 22%	13 12%	2 10%
35-44 years	364 16%	13 14%	14 13%	0 0%
45-54 years	303 13%	15 16%	11 10%	1 5%
55-64 years	272 12%	7 8%	21 19%	2 10%
65-74 years	184 8%	7 8%	20 19%	1 5%
75-84 years	109 5%	2 2%	18 17%	4 20%
85+ years	76 3%	3 3%	8 7%	10 50%
Unknown	2 0%	0 0%	0 0%	0 0%
<b>Total</b>	<b>2,343</b>	<b>93</b>	<b>108</b>	<b>20</b>

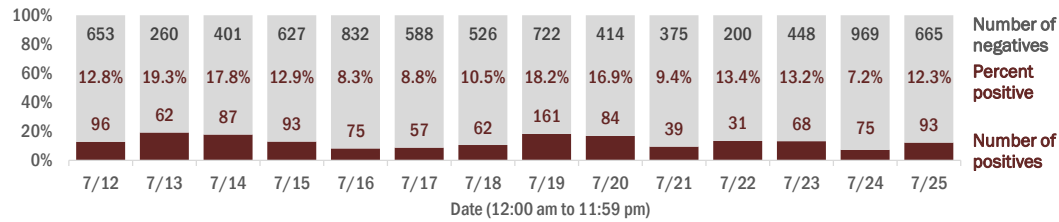
**Hospitalization** counts include anyone who was hospitalized at some point during their illness. It does not reflect the number of people currently hospitalized.

**Other race** includes any person with a race of American Indian/Alaskan native, Asian, native Hawaiian/Pacific Islander, or other.

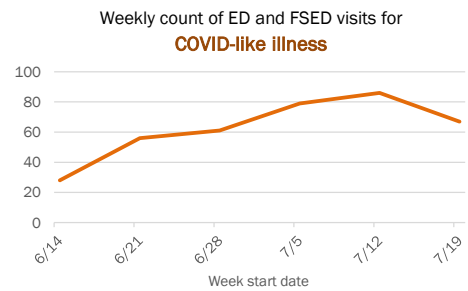
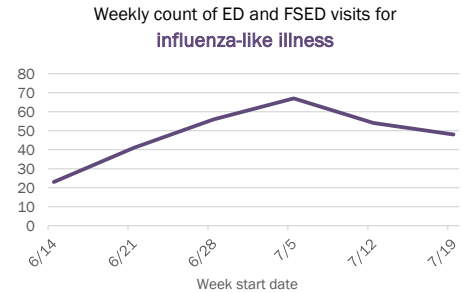
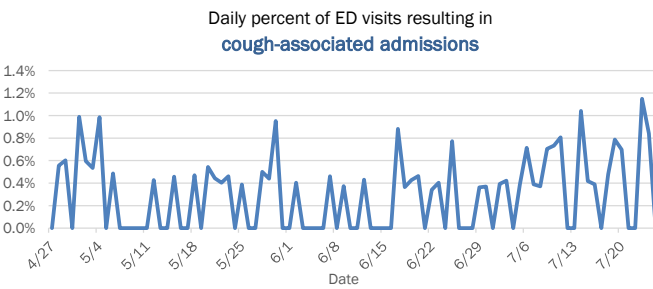
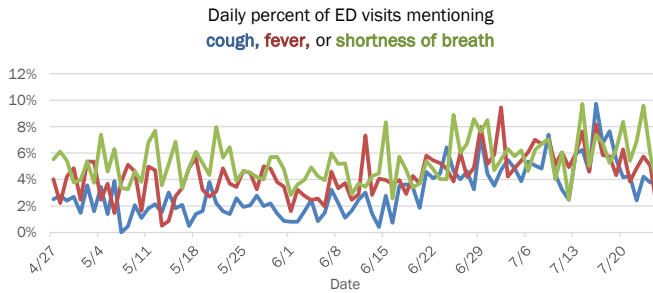
## Laboratory testing for Florida residents and non-Florida residents over the past 2 weeks

### Percent positivity for new cases

These counts include the number of people for whom the department received PCR or antigen laboratory results by day. This percent is the number of people who test positive for the first time divided by all the people tested that day, excluding people who have previously tested positive.



## Emergency department (ED) and freestanding ED (FSED) chief complaint and admission data for Okaloosa County



The Electronic Surveillance System for the Early Notification of Community-Based Epidemics (ESSENCE-FL) includes chief complaint data from 211 of 212 Florida EDs and 77 of 80 Florida FSEDs. Data are transmitted electronically to ESSENCE-FL daily or hourly.