

# COVID-19: summary for Okaloosa County

Data through Aug 2, 2020 verified as of Aug 3, 2020 at 09:25 AM

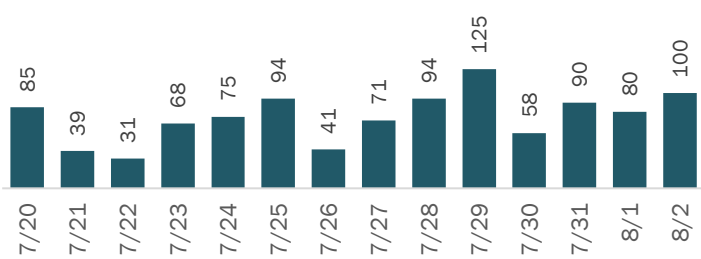
Data in this report are provisional and subject to change.

Cases: people with positive PCR or antigen test result

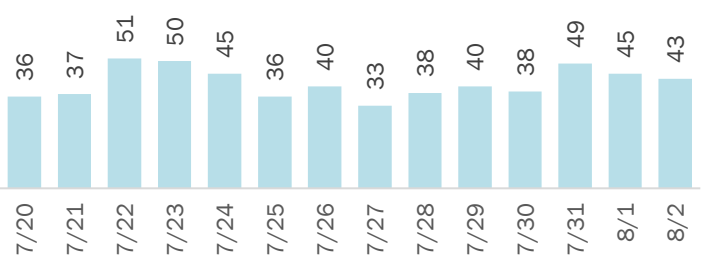
Total cases	3,031
Florida residents	3,002
Non-Florida residents	29
Gender for Florida residents	
Men	1,358
Women	1,606
Unknown	38
Age for Florida residents	
Range	0 - 103
Median age	39

Cases in Florida residents by date case confirmed

Cases



Median age



Race, ethnicity	Cases	Hospitalizations	Deaths
White	1,475 49%	99 71%	22 73%
Hispanic	230 8%	18 13%	1 3%
Non-Hispanic	1,134 38%	79 56%	17 57%
Unknown ethnicity	111 4%	2 1%	4 13%
Black	270 9%	29 21%	7 23%
Hispanic	7 0%	0 0%	0 0%
Non-Hispanic	239 8%	28 20%	6 20%
Unknown ethnicity	24 1%	1 1%	1 3%
Other	475 16%	9 6%	1 3%
Hispanic	144 5%	4 3%	1 3%
Non-Hispanic	285 9%	5 4%	0 0%
Unknown ethnicity	46 2%	0 0%	0 0%
Unknown race	782 26%	3 2%	0 0%
Hispanic	17 1%	0 0%	0 0%
Non-Hispanic	14 0%	0 0%	0 0%
Unknown ethnicity	751 25%	3 2%	0 0%
Total	3,002	140	30

Outcomes for Florida residents		
Okaloosa		
Hospitalizations	140	(5% of all cases)
Deaths	30	(1% of all cases)
New deaths	0	

Statewide		
Hospitalizations	27,366	(6% of all cases)
Deaths	7,157	(1% of all cases)
New deaths	73	

New deaths are those identified since last report.

Cases in facility staff/residents		
Okaloosa		
Long-term care	278	(9% of all cases)
Correctional	41	(1% of all cases)

Statewide		
Long-term care	27,309	(6% of all cases)
Correctional	10,682	(2% of all cases)

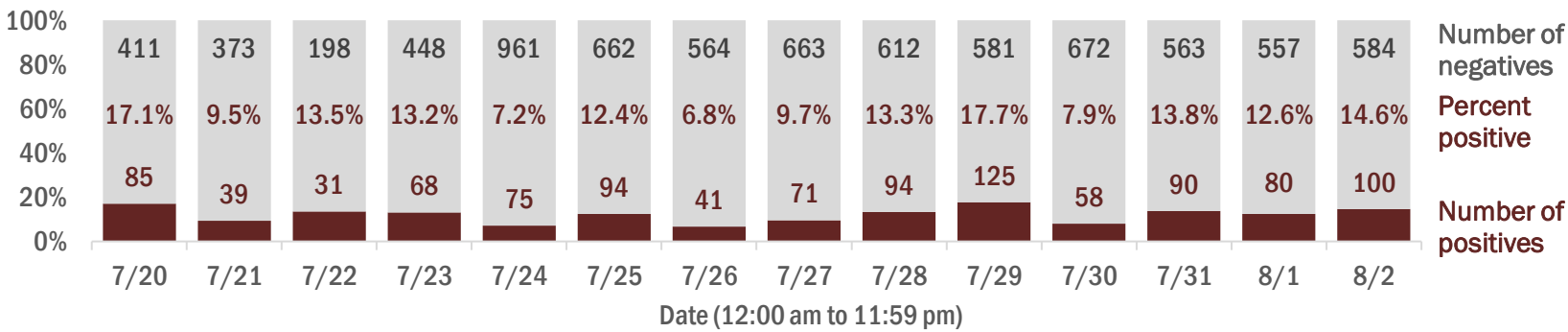
Age group	All cases	New cases (8/02)	Hospitalizations	Deaths
0-4 years	34 1%	0 0%	0 0%	0 0%
5-14 years	101 3%	2 2%	1 1%	0 0%
15-24 years	530 18%	13 13%	4 3%	0 0%
25-34 years	631 21%	19 19%	15 11%	2 7%
35-44 years	477 16%	19 19%	17 12%	0 0%
45-54 years	412 14%	9 9%	14 10%	1 3%
55-64 years	347 12%	14 14%	25 18%	4 13%
65-74 years	234 8%	8 8%	29 21%	2 7%
75-84 years	136 5%	8 8%	25 18%	9 30%
85+ years	95 3%	8 8%	10 7%	12 40%
Unknown	5 0%	0 0%	0 0%	0 0%
Total	3,002	100	140	30

**Hospitalization** counts include anyone who was hospitalized at some point during their illness. It does not reflect the number of people currently hospitalized.  
**Other race** includes any person with a race of American Indian/Alaskan native, Asian, native Hawaiian/Pacific Islander, or other.

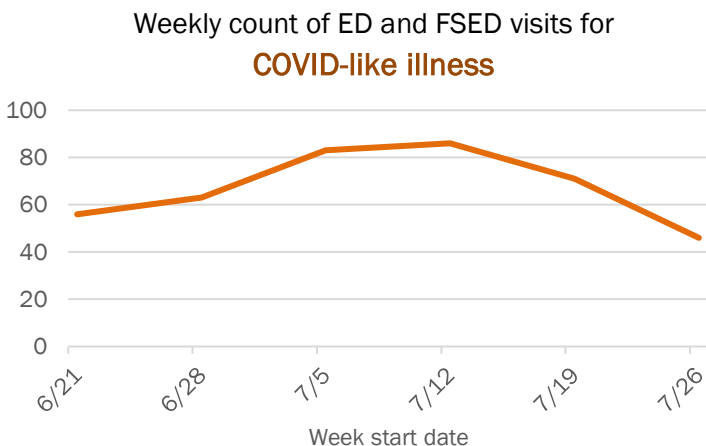
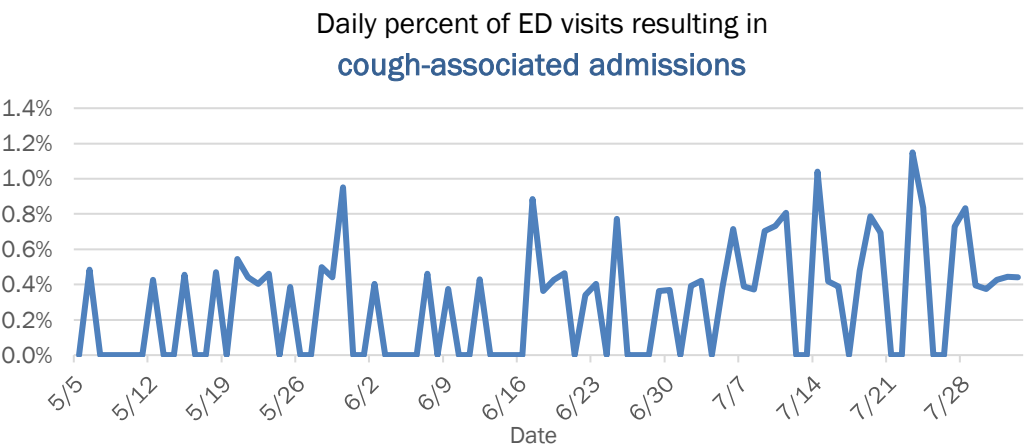
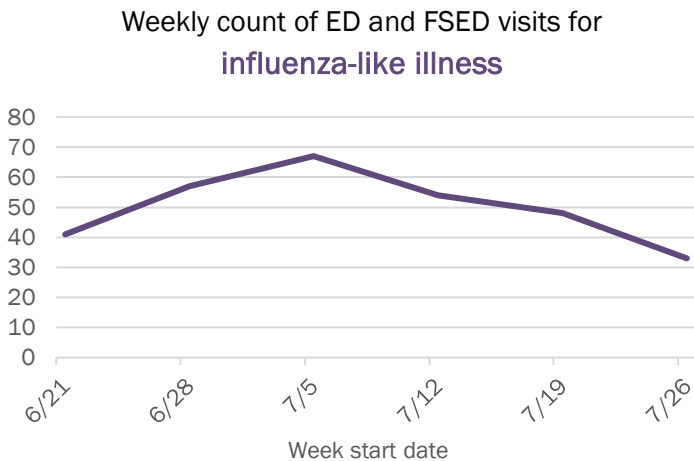
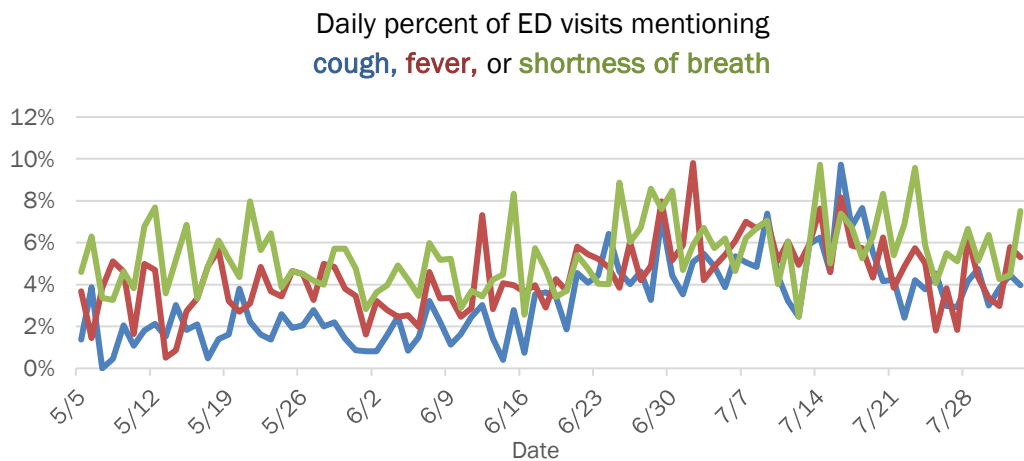
Laboratory testing for Florida residents and non-Florida residents over the past 2 weeks

Percent positivity for new cases

These counts include the number of people for whom the department received PCR or antigen laboratory results by day. This percent is the number of people who test positive for the first time divided by all the people tested that day, excluding people who have previously tested positive.



Emergency department (ED) and freestanding ED (FSED) chief complaint and admission data for Okaloosa County



The Electronic Surveillance System for the Early Notification of Community-Based Epidemics (ESSENCE-FL) includes chief complaint data from 211 of 212 Florida EDs and 77 of 80 Florida FSEDs. Data are transmitted electronically to ESSENCE-FL daily or hourly.