

OKALOOSA COUNTY COVID-19 KEY METRICS

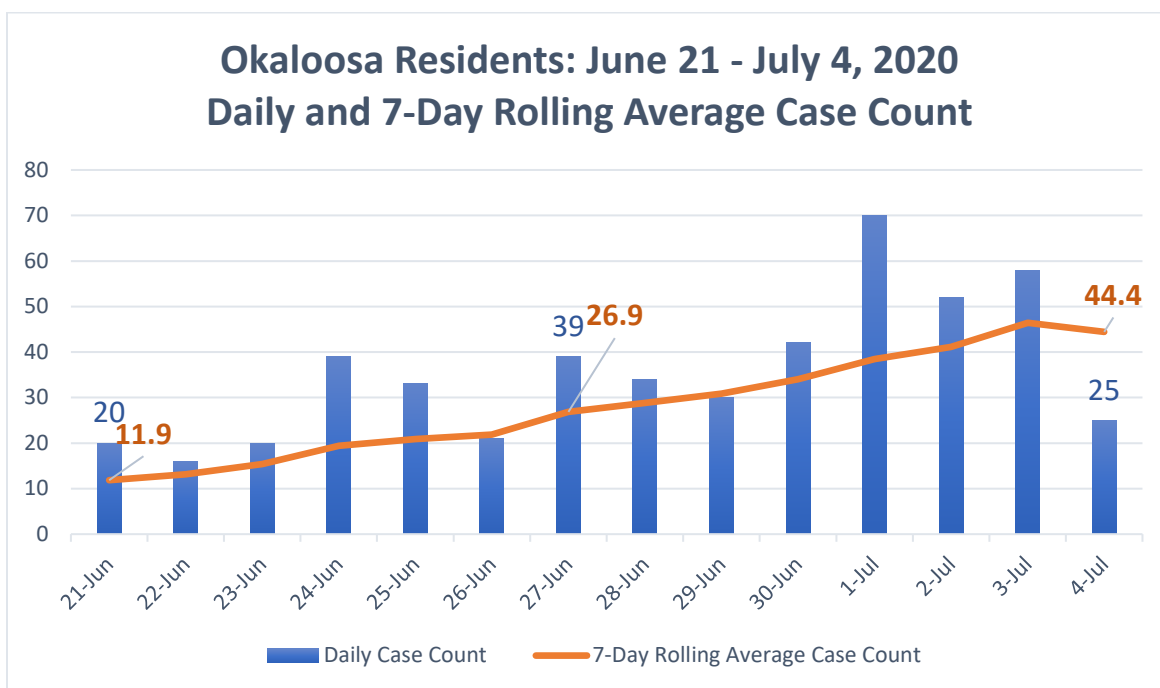
The DOH-Okaloosa reports key metrics for the county's COVID-19 status. These metrics are taken, for the most part, from the White House Re-Opening America Gating Criteria.

This information will be updated weekly. Weeks are Sunday – Saturday. This is the report for June 28 – July 4, 2020.

Scorecard – Okaloosa County

14-Day Trend of COVID+ Cases: This is measured by averaging the last seven days of cases and assessing the trend over the past 14-days.

- **CRITICAL:** Cases are increasing (> 5% change) during the 14-day period.
- **CAUTION:** Cases are flat (0 - 5% change) during the 14-day period.
- **STABLE:** Cases are decreasing (> -5% change) during the 14-day period.



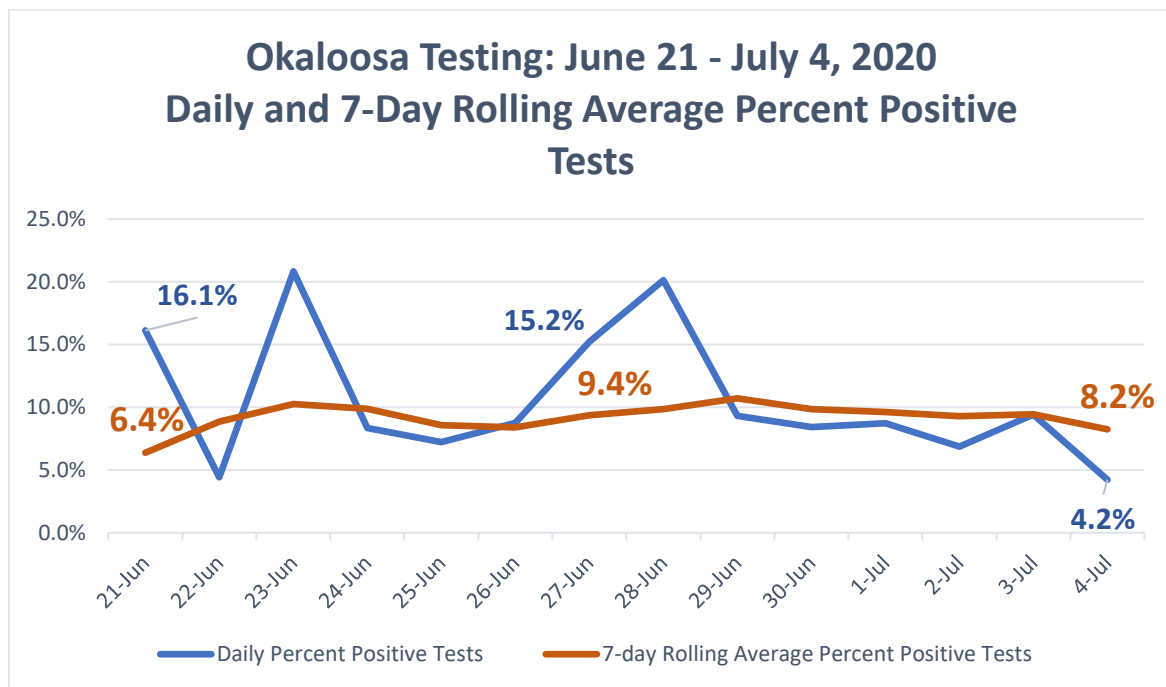
The 7-day rolling average of COVID-19 cases in Okaloosa County has gone from 11.9 to 44.4 cases per day. The 7-day rolling average steadily increased >5% across Week 26 and 27.

CRITICAL

Percent of COVID-19 Tests Positive: The metric measures what percentage of positive tests have been identified from testing performed by all providers. It is presented as a daily percent and as a 7-day rolling average. The metric is scored based on the 7-day rolling average percent positive tests.

(A positive case is only counted once, even if tested multiple times and remains positive. Only FDA approved PCR or Antigen test results included. Antibody testing not reported.)

- **CRITICAL:** More than 10%.
- **CAUTION:** Between 5-10%.
- **STABLE:** Less than 5%.

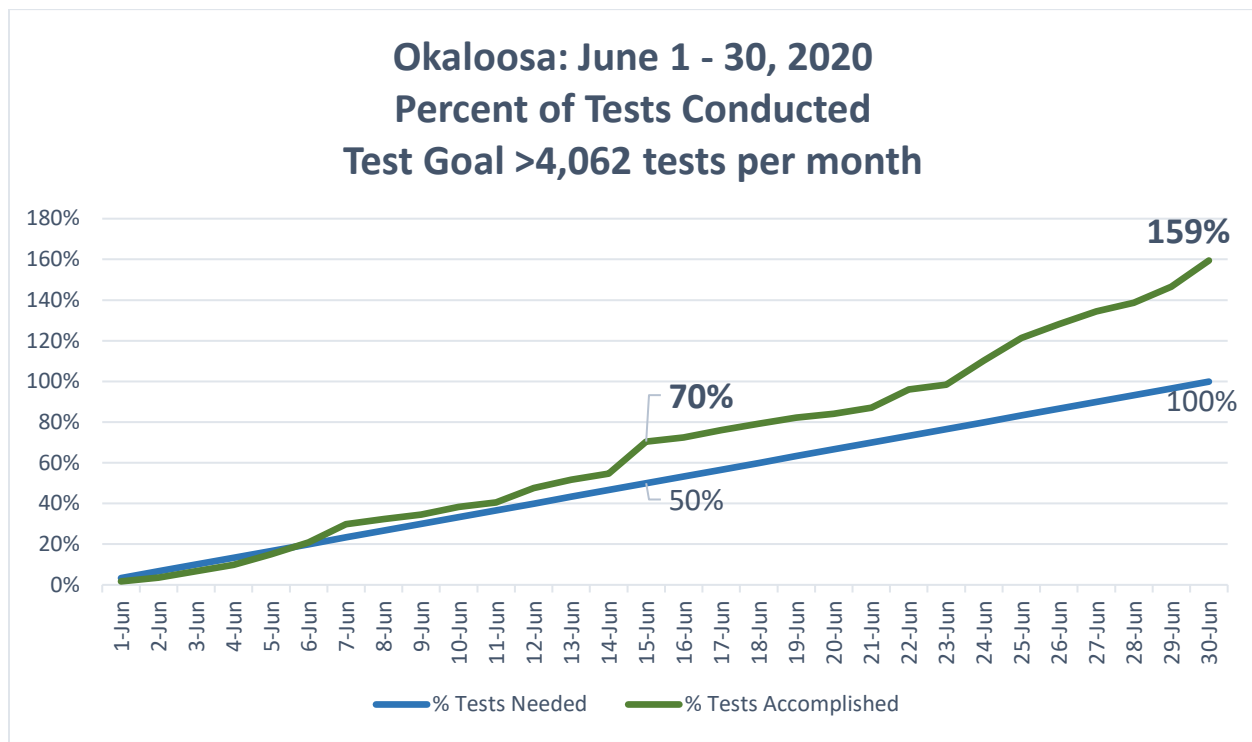


The 7-day rolling average of percent positive tests for COVID-19 in Okaloosa County has gone from 6.4% to 8.2% in the last 14-day period. Okaloosa percent positive tests remains between 5 - 10%.

CAUTION

% of Target Population Tested: This metric measures the County's progress toward reaching the state testing goal of at least 2% of the population per month. It is estimated that at least 4,092 tests must be performed each month to reach 2% of the Okaloosa's population. This is evaluated daily.

- **CRITICAL:** Less than 50% of monthly target
- **CAUTION:** Between 50-99% of monthly target
- **STABLE:** Meeting or exceeding monthly target



Okaloosa providers performed 6,476 tests in June. Testing exceeded the monthly target of 2% of the population. Approximately 3.2% of the population was tested and received results in June.

For the month of July, 82% of the monthly goal of 4,092 has been reached as of July 5. The DOH-Okaloosa testing schedule for July has ~8,514 testing slots available. Okaloosa County EMS partners with DOH-Okaloosa for nine community testing events (~4,050 tests) in July. EMS supports testing events at the Fort Walton Beach and Crestview DOH locations the week of July 13 while additional staffing is onboarded increasing test slots from 294 to 1,540.

STABLE

Infection Rate: This metric measures the average number of contacts exposed per case. This is reported weekly. This number should be less than one (1).

- **CRITICAL:** > 5 contacts per case
- **CAUTION:** 1-5 contacts per case
- **STABLE:** Less than 1 per case

WEEK	Number of Cases FL Residents	Number of Close Contacts	Infection Rate
June 28 – July 4, 2020	314 Reported Of 134 interviewed this week:	262	1.95

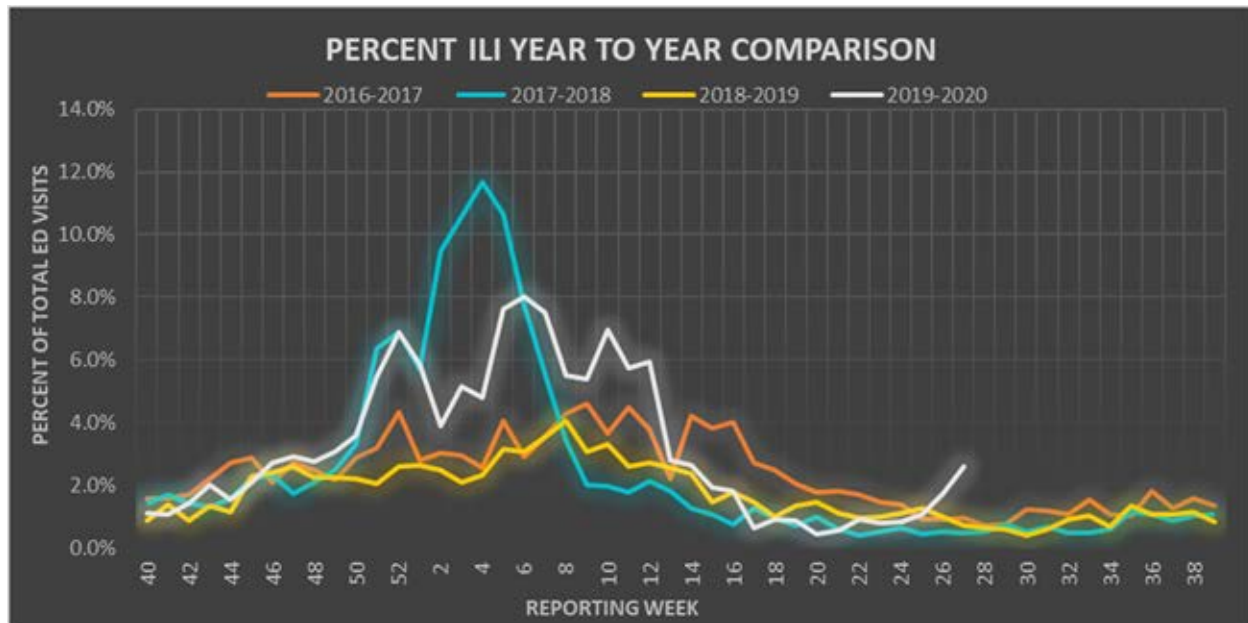
Infection rate remains above one contact per case. The contract tracers at DOH-Okaloosa are continuing to have difficulty getting cooperation from individuals regarding contact names, particularly social and work contacts. We are reaching out to work sites to help gather contact information, but it can be difficult to find social contacts.

COVID-19 continues to grow at an unsustainable rate.

CAUTION

Influenza-Like Illness: Activity levels are based on the percent of outpatient visits due to influenza-like illness (ILI) compared with past year activity at the same time of the year.

- **CRITICAL:** If activity is very high or high (>6%)
- **MODERATE:** If activity is moderate (>2% - <6%)
- **STABLE:** If activity is low (2% or less)



Influenza-like illness (ILI) is the presentation of symptoms that include fever and cough or sore throat. ILI is used as a surrogate for COVID-like illness (CLI). ILI continues an upward trend rising from 1.72% of emergency department visits last week to 2.61% this week. It is highly unusual at this time of year to see an ILI percentage over 2% as evidenced by the past three ILI seasons.

The DOH-Okaloosa monitors this key metric year-round.

MODERATE

Hospital Bed Utilization:

Okaloosa County has two types of hospitals; acute care (3 – 393 staffed beds), psychiatric (1 -28 staffed beds) and rehabilitation (1 – 30 staffed beds).

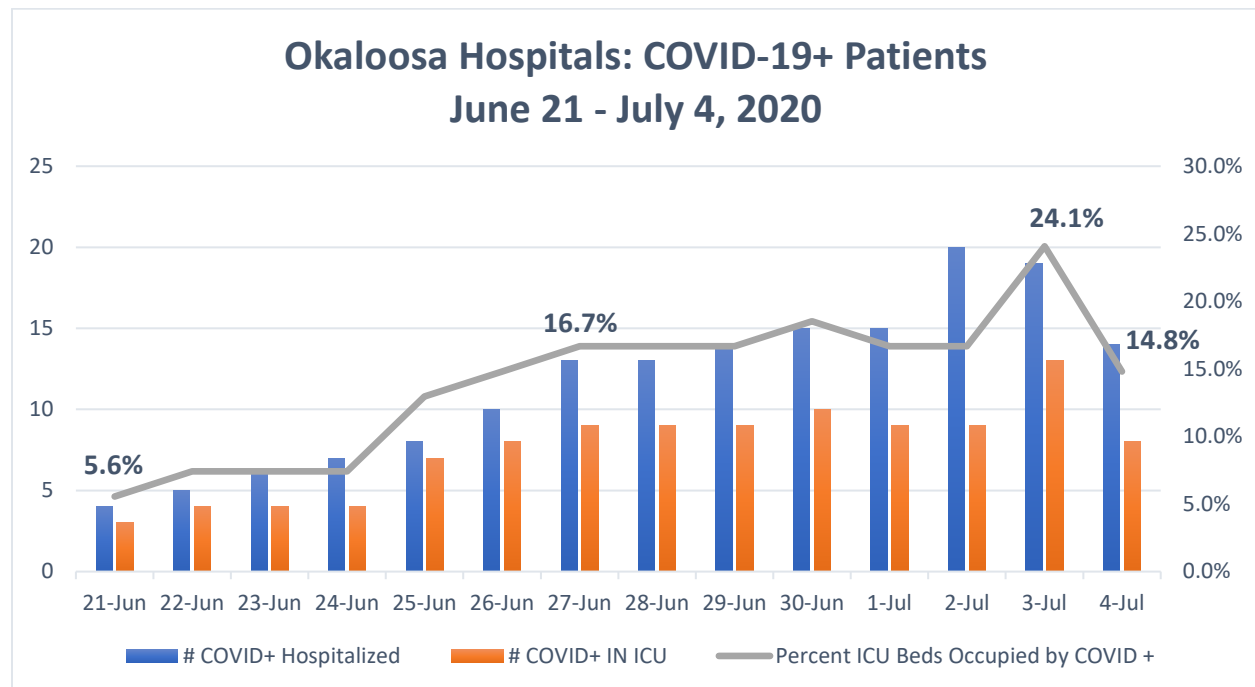
This analysis only assesses bed utilization in acute care hospitals. Acute care hospitals are licensed for 470 beds in Okaloosa County. As of July 6, 2020, total staffed bed capacity at Okaloosa's acute care hospitals is 393, which includes 54 ICU beds.

- **CRITICAL:** If staffed occupancy is more than 80% - Extremely Low
 - **CAUTION:** If staff occupancy is between 60% and 80% - Low Availability
 - **STABLE:** If staff occupancy is less than 60% - Normal
-
- Percentage of all staffed hospital beds occupied.
July 6, 2020: 78.1% **CAUTION**
 - Percentage of all staffed ICU beds occupied.
July 6, 2020: 90.7 % **CRITICAL**

Within existing staff at Okaloosa's acute care hospitals, area hospitals could increase staffed medical/surgical beds by 19 and staffed ICU beds by 39.

All three hospitals report they are restricting visitation.

COVID-19 Hospital Admits: Number of COVID+ Hospitalized; Number COVID+ in ICU beds; Percent of ICU beds occupied by COVID+ patients.



Long-Term Care (LTC) Facility Cases

Okaloosa has 22 long-term care facilities. As of July 6, 2020, nine (9) long-term care facilities are designated in “outbreak” status with at least one case of COVID-19 in a resident or staff. There are 37 COVID+ residents and 27 COVID+ staff. Two facilities currently have 5 or more COVID+ residents/staff. Of the 22 facilities, 45.5% are impacted by COVID. Three weeks ago, no facilities were impacted by COVID infected staff or residents.

SUMMARY

Okaloosa has widespread ongoing transmission of the virus that causes COVID-19 in Okaloosa County. Those over 64 years and anyone with a serious chronic medical condition(s) are at increased risk of exposure to this virus every time they leave their homes, even for essential needs. Physical distancing and wearing of face masks are critical protective actions.

For the general public, there is an ongoing need to practice physical distancing (6 feet or more) and wearing of face masks, especially when maintaining physical distancing is difficult. However, there is currently widespread failure to maintain physical distancing (at work, shopping, entertainment, etc.) as well as the failure to follow the strong recommendation to wear cloth face masks. Failure to practice both practices is significantly contributing to the spread of COVID-19 in Okaloosa County.

DOH-Okaloosa has distributed over 95,000 free masks and has many more masks available. Soon masks will be available for pick-up by the public at local libraries.