

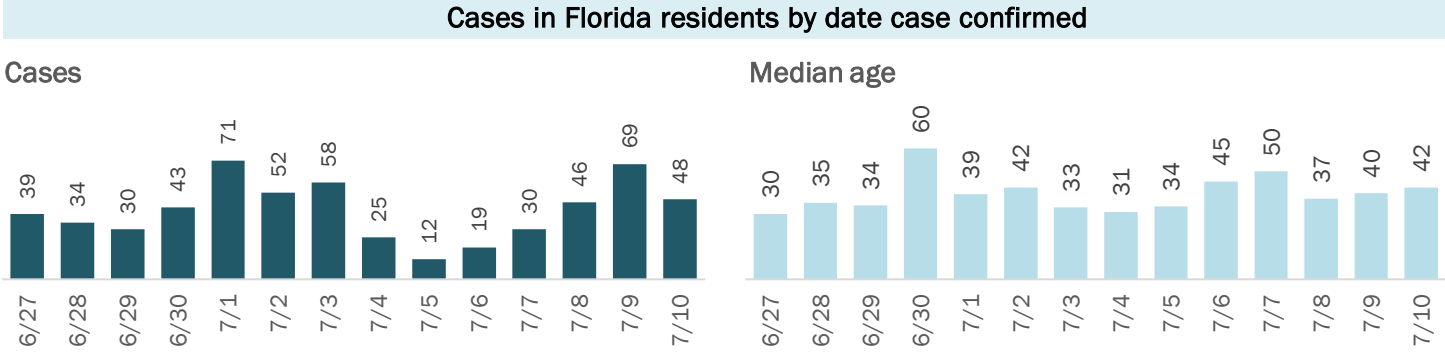
COVID-19: summary for Okaloosa County

Data through Jul 10, 2020 verified as of Jul 11, 2020 at 9:25 AM

Data in this report are provisional and subject to change.

Cases: people with positive PCR or antigen test result

Total cases	1,130
Florida residents	1,114
Non-Florida residents	16
Gender for Florida residents	
Men	507
Women	583
Unknown	24
Age for Florida residents	
Range	0 - 103
Median age	39



Race, ethnicity	Cases		Hospitalizations		Deaths	
White	699	63%	51	71%	8	80%
Hispanic	169	15%	16	22%	0	0%
Non-Hispanic	476	43%	35	49%	8	80%
Unknown ethnicity	54	5%	0	0%	0	0%
Black	100	9%	16	22%	2	20%
Hispanic	5	0%	0	0%	0	0%
Non-Hispanic	82	7%	15	21%	2	20%
Unknown ethnicity	13	1%	1	1%	0	0%
Other	91	8%	5	7%	0	0%
Hispanic	44	4%	2	3%	0	0%
Non-Hispanic	38	3%	3	4%	0	0%
Unknown ethnicity	9	1%	0	0%	0	0%
Unknown race	224	20%	0	0%	0	0%
Hispanic	9	1%	0	0%	0	0%
Non-Hispanic	4	0%	0	0%	0	0%
Unknown ethnicity	211	19%	0	0%	0	0%
Total	1,114		72		10	

Outcomes for Florida residents		
Okaloosa		
Hospitalizations	72	(6% of all cases)
Deaths	10	(1% of all cases)
New deaths	0	

Statewide		
Hospitalizations	18,023	(7% of all cases)
Deaths	4,197	(2% of all cases)
New deaths	95	

New deaths are those identified since last report.

Cases in facility staff/residents		
Okaloosa		
Long-term care	113	(10% of all cases)
Correctional	7	(1% of all cases)

Statewide		
Long-term care	16,240	(6% of all cases)
Correctional	4,562	(2% of all cases)

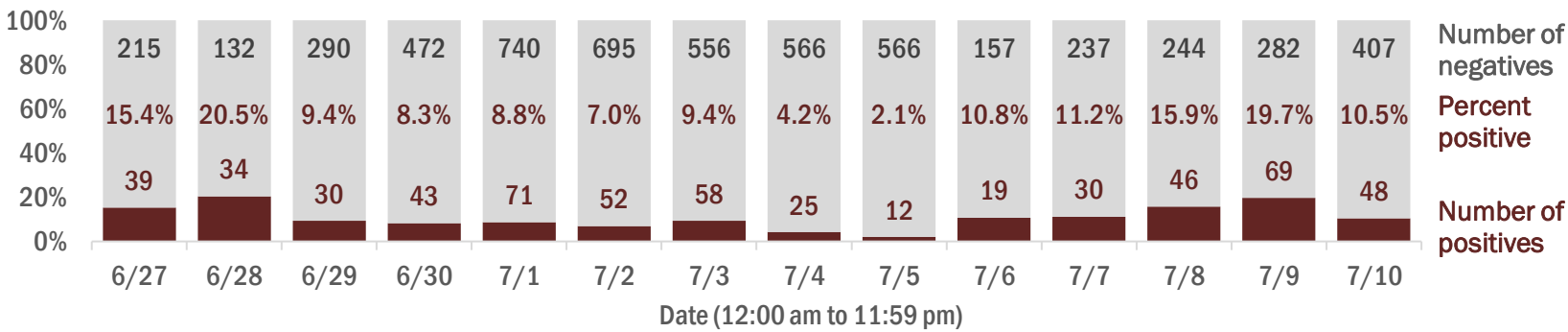
Age group	All cases		New cases (7/10)		Hospitalizations		Deaths	
0-4 years	13	1%	0	0%	0	0%	0	0%
5-14 years	35	3%	2	4%	0	0%	0	0%
15-24 years	189	17%	5	10%	0	0%	0	0%
25-34 years	234	21%	14	29%	11	15%	1	10%
35-44 years	178	16%	3	6%	9	13%	0	0%
45-54 years	143	13%	3	6%	10	14%	1	10%
55-64 years	122	11%	4	8%	13	18%	1	10%
65-74 years	92	8%	6	13%	15	21%	0	0%
75-84 years	64	6%	3	6%	12	17%	2	20%
85+ years	42	4%	7	15%	2	3%	5	50%
Unknown	2	0%	1	2%	0	0%	0	0%
Total	1,114		48		72		10	

Hospitalization counts include anyone who was hospitalized at some point during their illness. It does not reflect the number of people currently hospitalized.
Other race includes any person with a race of American Indian/Alaskan native, Asian, native Hawaiian/Pacific Islander, or other.

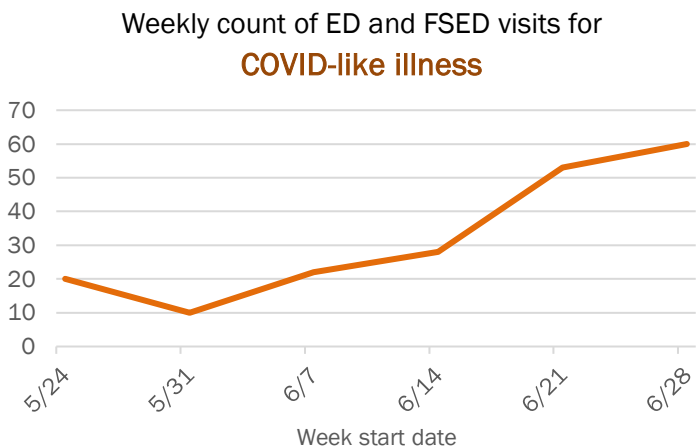
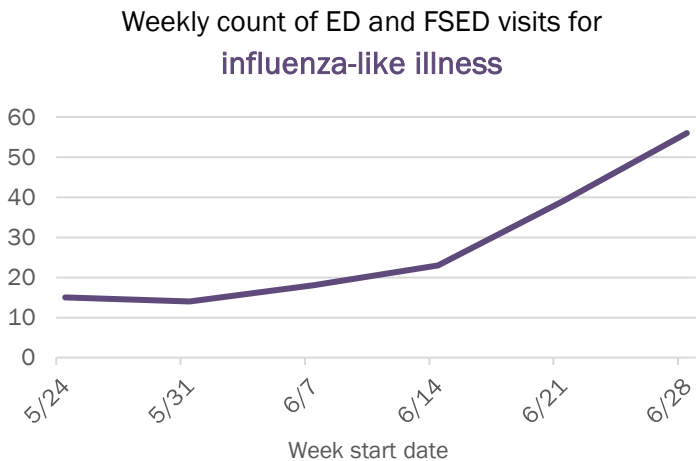
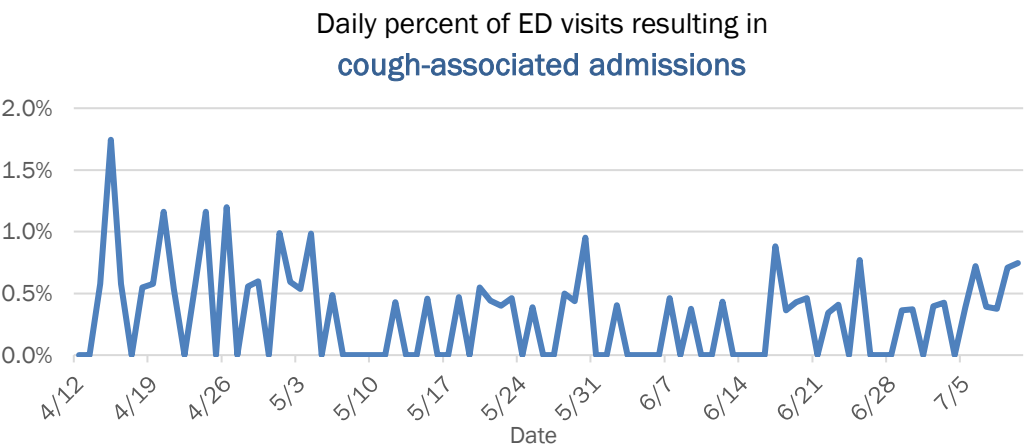
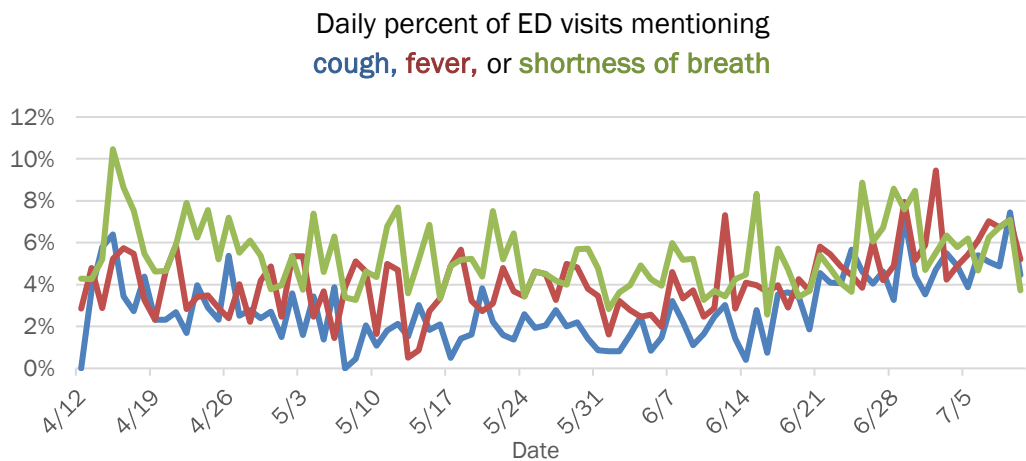
Laboratory testing for Florida residents and non-Florida residents over the past 2 weeks

Percent positivity for new cases

These counts include the number of people for whom the department received PCR or antigen laboratory results by day. This percent is the number of people who test positive for the first time divided by all the people tested that day, excluding people who have previously tested positive.



Emergency department (ED) and freestanding ED (FSED) chief complaint and admission data for Okaloosa County



The Electronic Surveillance System for the Early Notification of Community-Based Epidemics (ESSENCE-FL) includes chief complaint data from 211 of 212 Florida EDs and 77 of 80 Florida FSEDs. Data are transmitted electronically to ESSENCE-FL daily or hourly.