

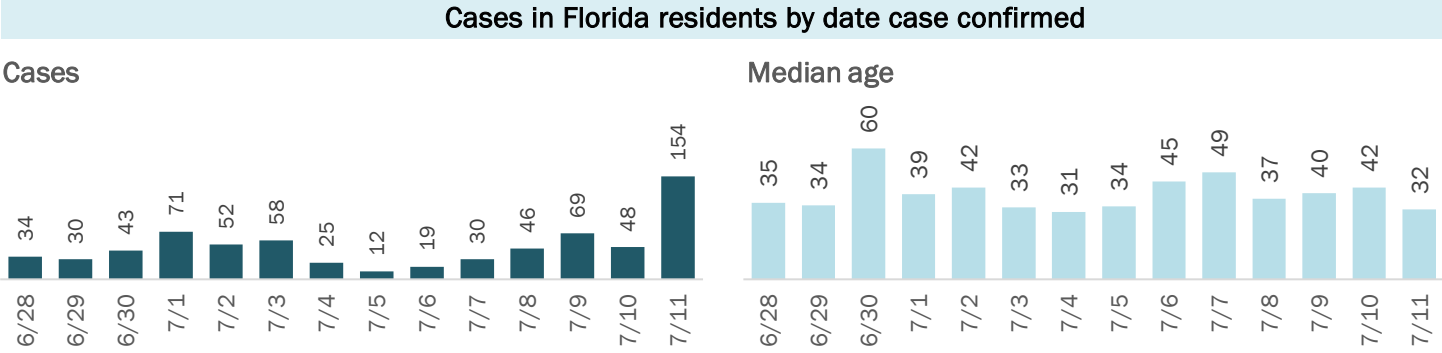
COVID-19: summary for Okaloosa County

Data through Jul 11, 2020 verified as of Jul 12, 2020 at 09:25 AM

Data in this report are provisional and subject to change.

Cases: people with positive PCR or antigen test result

Total cases	1,285
Florida residents	1,268
Non-Florida residents	17
Gender for Florida residents	
Men	570
Women	660
Unknown	38
Age for Florida residents	
Range	0 - 103
Median age	38



Race, ethnicity	Cases	Hospitalizations	Deaths
White	712 56%	52 71%	8 80%
Hispanic	170 13%	16 22%	0 0%
Non-Hispanic	485 38%	36 49%	8 80%
Unknown ethnicity	57 4%	0 0%	0 0%
Black	104 8%	16 22%	2 20%
Hispanic	5 0%	0 0%	0 0%
Non-Hispanic	84 7%	15 21%	2 20%
Unknown ethnicity	15 1%	1 1%	0 0%
Other	91 7%	5 7%	0 0%
Hispanic	44 3%	2 3%	0 0%
Non-Hispanic	38 3%	3 4%	0 0%
Unknown ethnicity	9 1%	0 0%	0 0%
Unknown race	361 28%	0 0%	0 0%
Hispanic	9 1%	0 0%	0 0%
Non-Hispanic	5 0%	0 0%	0 0%
Unknown ethnicity	347 27%	0 0%	0 0%
Total	1,268	73	10

Outcomes for Florida residents		
Okaloosa		
Hospitalizations	73	(6% of all cases)
Deaths	10	(1% of all cases)
New deaths	0	

Statewide		
Hospitalizations	18,271	(7% of all cases)
Deaths	4,242	(2% of all cases)
New deaths	44	

New deaths are those identified since last report.

Cases in facility staff/residents		
Okaloosa		
Long-term care	114	(9% of all cases)
Correctional	7	(1% of all cases)

Statewide		
Long-term care	16,486	(6% of all cases)
Correctional	4,642	(2% of all cases)

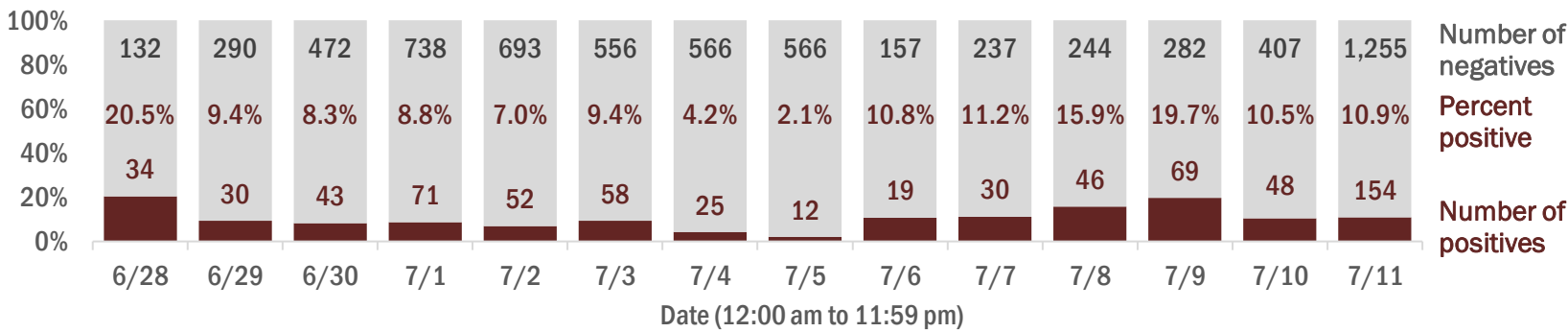
Age group	All cases	New cases (7/11)	Hospitalizations	Deaths
0-4 years	16 1%	3 2%	0 0%	0 0%
5-14 years	41 3%	6 4%	0 0%	0 0%
15-24 years	230 18%	41 27%	0 0%	0 0%
25-34 years	270 21%	36 23%	11 15%	1 10%
35-44 years	197 16%	19 12%	10 14%	0 0%
45-54 years	160 13%	17 11%	10 14%	1 10%
55-64 years	141 11%	19 12%	13 18%	1 10%
65-74 years	101 8%	9 6%	15 21%	0 0%
75-84 years	67 5%	3 2%	12 16%	2 20%
85+ years	43 3%	1 1%	2 3%	5 50%
Unknown	2 0%	0 0%	0 0%	0 0%
Total	1,268	154	73	10

Hospitalization counts include anyone who was hospitalized at some point during their illness. It does not reflect the number of people currently hospitalized.
Other race includes any person with a race of American Indian/Alaskan native, Asian, native Hawaiian/Pacific Islander, or other.

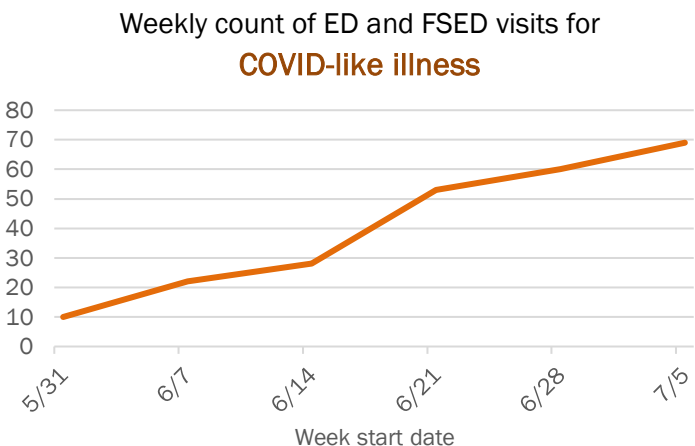
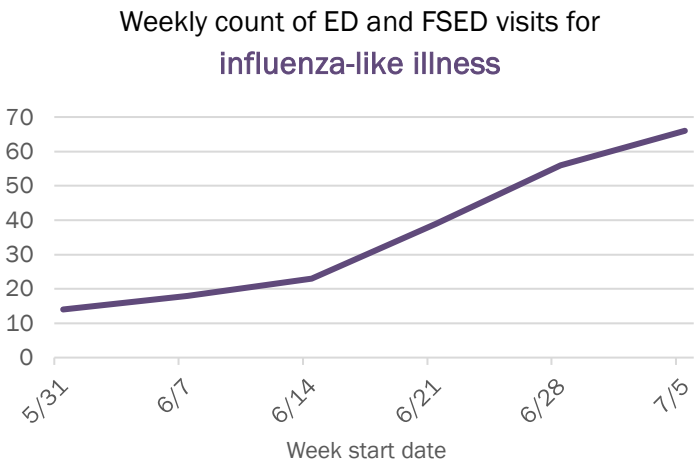
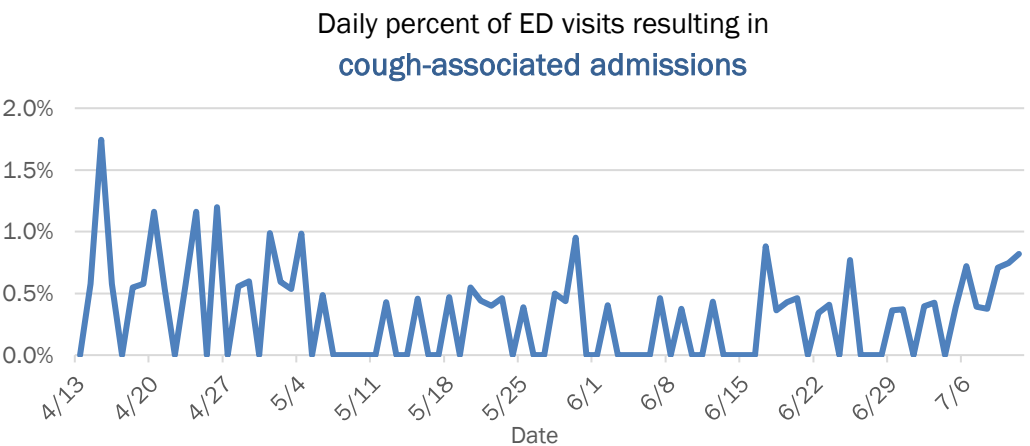
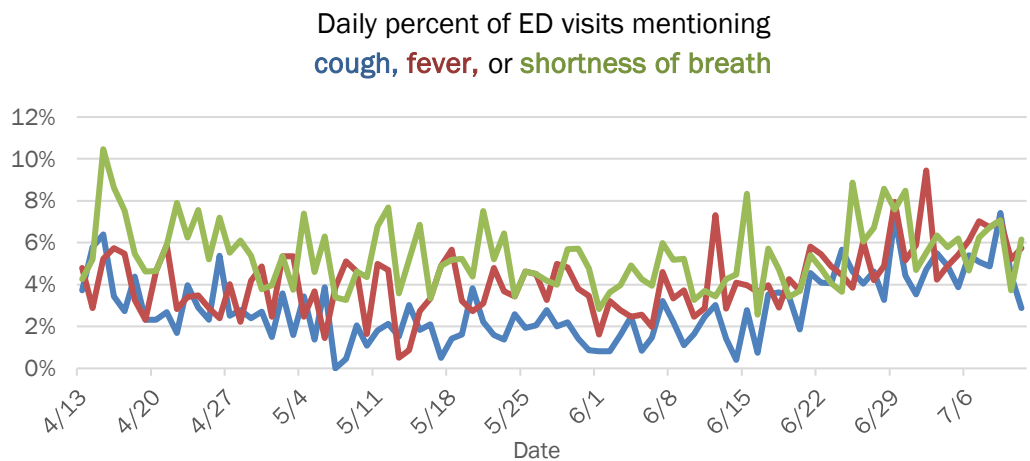
Laboratory testing for Florida residents and non-Florida residents over the past 2 weeks

Percent positivity for new cases

These counts include the number of people for whom the department received PCR or antigen laboratory results by day. This percent is the number of people who test positive for the first time divided by all the people tested that day, excluding people who have previously tested positive.



Emergency department (ED) and freestanding ED (FSED) chief complaint and admission data for Okaloosa County



The Electronic Surveillance System for the Early Notification of Community-Based Epidemics (ESSENCE-FL) includes chief complaint data from 211 of 212 Florida EDs and 77 of 80 Florida FSEDs. Data are transmitted electronically to ESSENCE-FL daily or hourly.