

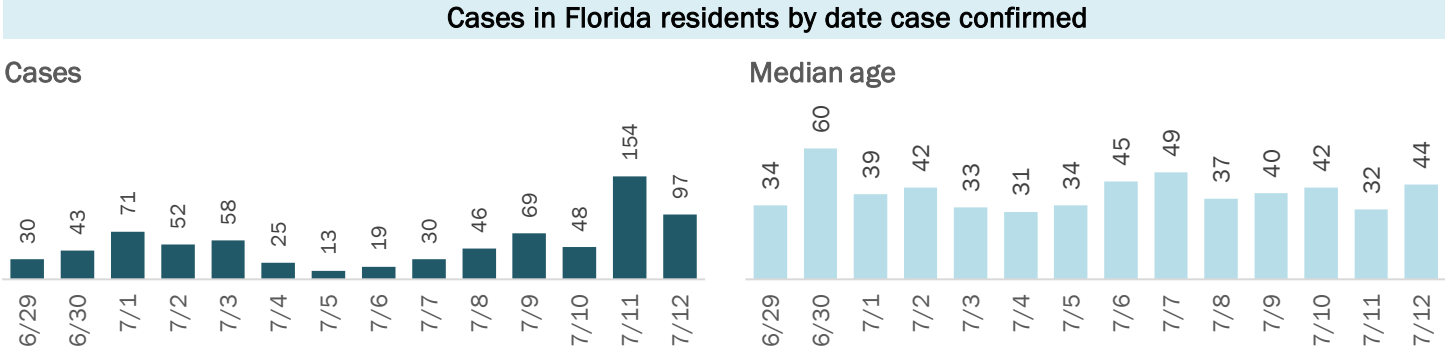
COVID-19: summary for Okaloosa County

Data through Jul 12, 2020 verified as of Jul 13, 2020 at 09:25 AM

Data in this report are provisional and subject to change.

Cases: people with positive PCR or antigen test result

Total cases	1,385
Florida residents	1,366
Non-Florida residents	19
Gender for Florida residents	
Men	605
Women	720
Unknown	41
Age for Florida residents	
Range	0 - 103
Median age	38



Race, ethnicity	Cases	Hospitalizations	Deaths
White	741 54%	56 71%	8 80%
Hispanic	170 12%	16 20%	0 0%
Non-Hispanic	504 37%	40 51%	8 80%
Unknown ethnicity	67 5%	0 0%	0 0%
Black	117 9%	18 23%	2 20%
Hispanic	5 0%	0 0%	0 0%
Non-Hispanic	91 7%	17 22%	2 20%
Unknown ethnicity	21 2%	1 1%	0 0%
Other	96 7%	5 6%	0 0%
Hispanic	46 3%	2 3%	0 0%
Non-Hispanic	38 3%	3 4%	0 0%
Unknown ethnicity	12 1%	0 0%	0 0%
Unknown race	412 30%	0 0%	0 0%
Hispanic	9 1%	0 0%	0 0%
Non-Hispanic	5 0%	0 0%	0 0%
Unknown ethnicity	398 29%	0 0%	0 0%
Total	1,366	79	10

Outcomes for Florida residents		
Okaloosa		
Hospitalizations	79	(6% of all cases)
Deaths	10	(1% of all cases)
New deaths	0	

Statewide		
Hospitalizations	18,498	(7% of all cases)
Deaths	4,277	(2% of all cases)
New deaths	35	

New deaths are those identified since last report.

Cases in facility staff/residents		
Okaloosa		
Long-term care	127	(9% of all cases)
Correctional	8	(1% of all cases)

Statewide		
Long-term care	16,824	(6% of all cases)
Correctional	4,714	(2% of all cases)

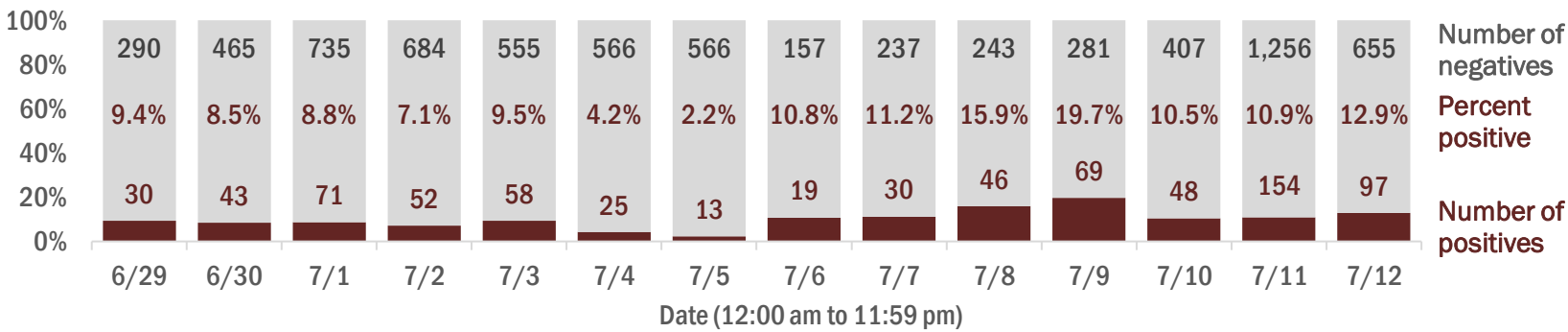
Age group	All cases	New cases (7/12)	Hospitalizations	Deaths
0-4 years	19 1%	3 3%	0 0%	0 0%
5-14 years	43 3%	2 2%	0 0%	0 0%
15-24 years	247 18%	17 18%	0 0%	0 0%
25-34 years	285 21%	15 15%	12 15%	1 10%
35-44 years	212 16%	14 14%	11 14%	0 0%
45-54 years	170 12%	10 10%	10 13%	1 10%
55-64 years	155 11%	14 14%	14 18%	1 10%
65-74 years	111 8%	10 10%	16 20%	0 0%
75-84 years	72 5%	5 5%	13 16%	2 20%
85+ years	49 4%	6 6%	3 4%	5 50%
Unknown	3 0%	1 1%	0 0%	0 0%
Total	1,366	97	79	10

Hospitalization counts include anyone who was hospitalized at some point during their illness. It does not reflect the number of people currently hospitalized.
Other race includes any person with a race of American Indian/Alaskan native, Asian, native Hawaiian/Pacific Islander, or other.

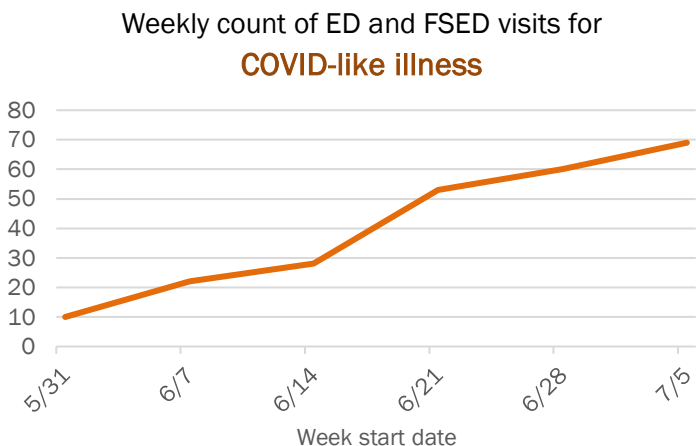
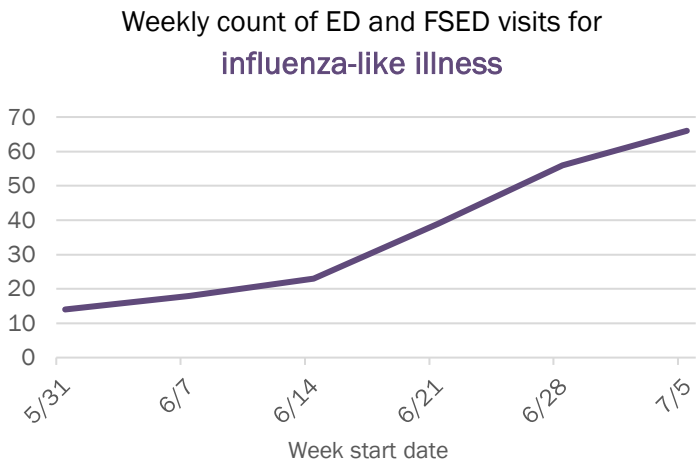
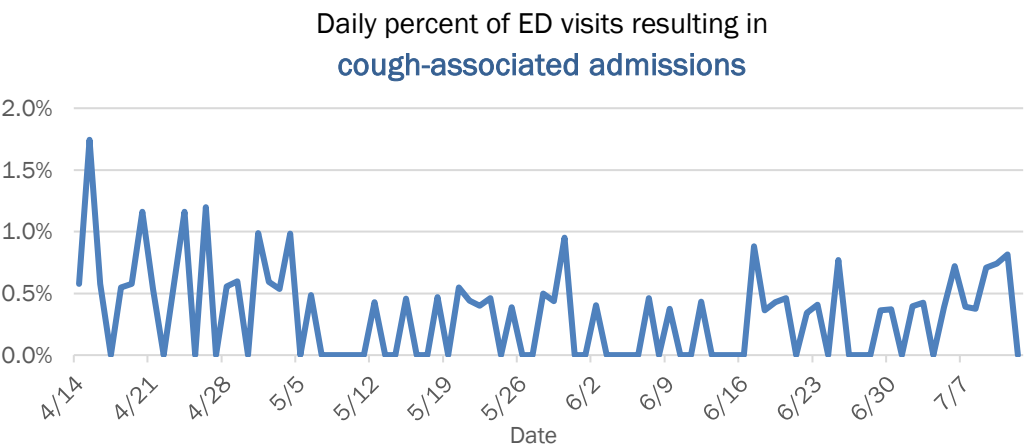
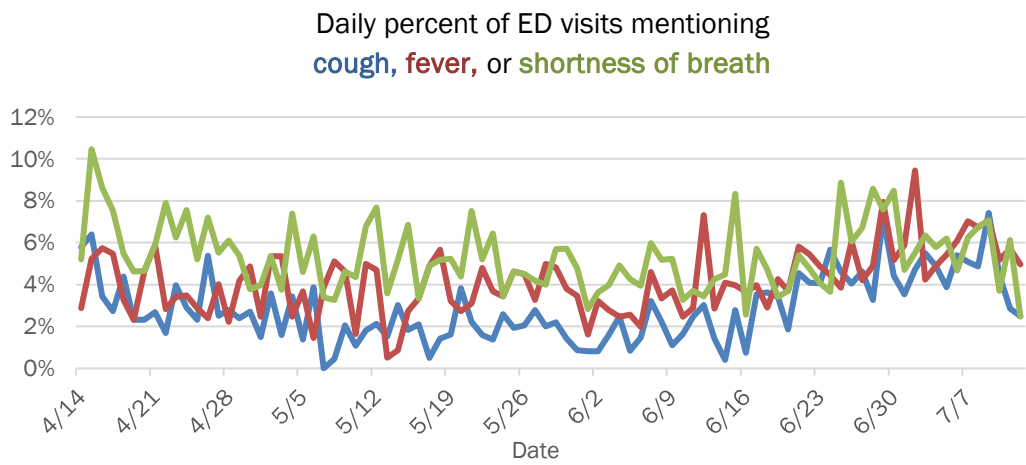
Laboratory testing for Florida residents and non-Florida residents over the past 2 weeks

Percent positivity for new cases

These counts include the number of people for whom the department received PCR or antigen laboratory results by day. This percent is the number of people who test positive for the first time divided by all the people tested that day, excluding people who have previously tested positive.



Emergency department (ED) and freestanding ED (FSED) chief complaint and admission data for Okaloosa County



The Electronic Surveillance System for the Early Notification of Community-Based Epidemics (ESSENCE-FL) includes chief complaint data from 211 of 212 Florida EDs and 77 of 80 Florida FSEDs. Data are transmitted electronically to ESSENCE-FL daily or hourly.