

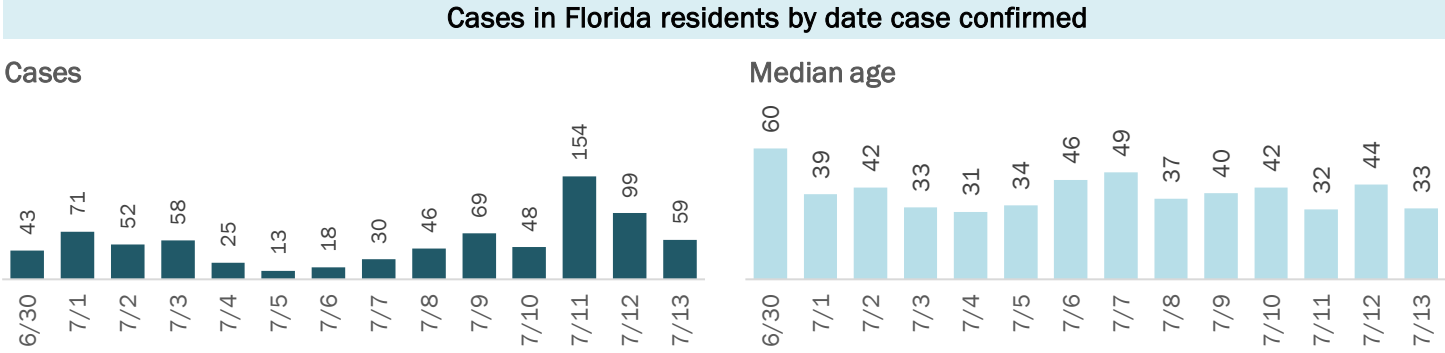
# COVID-19: summary for Okaloosa County

Data through Jul 13, 2020 verified as of Jul 14, 2020 at 09:25 AM

Data in this report are provisional and subject to change.

Cases: people with positive PCR or antigen test result

Total cases	1,445
Florida residents	1,425
Non-Florida residents	20
Gender for Florida residents	
Men	625
Women	758
Unknown	6
Age for Florida residents	
Range	0 - 103
Median age	38



Race, ethnicity	Cases	Hospitalizations	Deaths
White	771 54%	57 71%	8 80%
Hispanic	175 12%	16 20%	0 0%
Non-Hispanic	523 37%	41 51%	8 80%
Unknown ethnicity	73 5%	0 0%	0 0%
Black	122 9%	18 23%	2 20%
Hispanic	5 0%	0 0%	0 0%
Non-Hispanic	97 7%	17 21%	2 20%
Unknown ethnicity	20 1%	1 1%	0 0%
Other	99 7%	5 6%	0 0%
Hispanic	48 3%	2 3%	0 0%
Non-Hispanic	39 3%	3 4%	0 0%
Unknown ethnicity	12 1%	0 0%	0 0%
Unknown race	433 30%	0 0%	0 0%
Hispanic	11 1%	0 0%	0 0%
Non-Hispanic	5 0%	0 0%	0 0%
Unknown ethnicity	417 29%	0 0%	0 0%
Total	1,425	80	10

Outcomes for Florida residents		
Okaloosa		
Hospitalizations	80	(6% of all cases)
Deaths	10	(1% of all cases)
New deaths	0	

Statewide		
Hospitalizations	18,881	(7% of all cases)
Deaths	4,409	(2% of all cases)
New deaths	132	

New deaths are those identified since last report.

Cases in facility staff/residents		
Okaloosa		
Long-term care	129	(9% of all cases)
Correctional	8	(1% of all cases)

Statewide		
Long-term care	17,355	(6% of all cases)
Correctional	5,003	(2% of all cases)

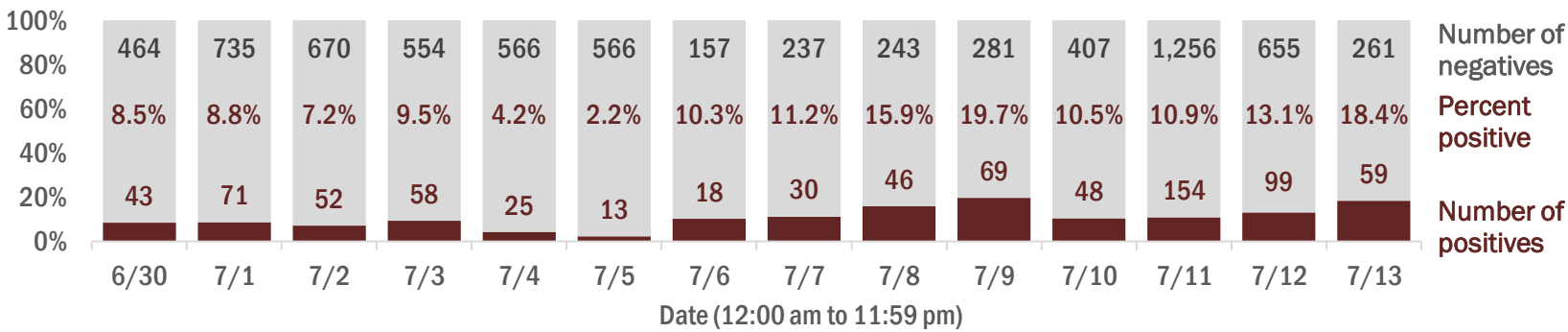
Age group	All cases	New cases (7/13)	Hospitalizations	Deaths
0-4 years	19 1%	0 0%	0 0%	0 0%
5-14 years	43 3%	0 0%	0 0%	0 0%
15-24 years	256 18%	9 15%	0 0%	0 0%
25-34 years	310 22%	24 41%	12 15%	1 10%
35-44 years	216 15%	6 10%	11 14%	0 0%
45-54 years	175 12%	4 7%	10 13%	1 10%
55-64 years	158 11%	3 5%	14 18%	1 10%
65-74 years	117 8%	6 10%	17 21%	0 0%
75-84 years	76 5%	4 7%	13 16%	2 20%
85+ years	51 4%	2 3%	3 4%	5 50%
Unknown	4 0%	1 2%	0 0%	0 0%
Total	1,425	59	80	10

**Hospitalization** counts include anyone who was hospitalized at some point during their illness. It does not reflect the number of people currently hospitalized.  
**Other race** includes any person with a race of American Indian/Alaskan native, Asian, native Hawaiian/Pacific Islander, or other.

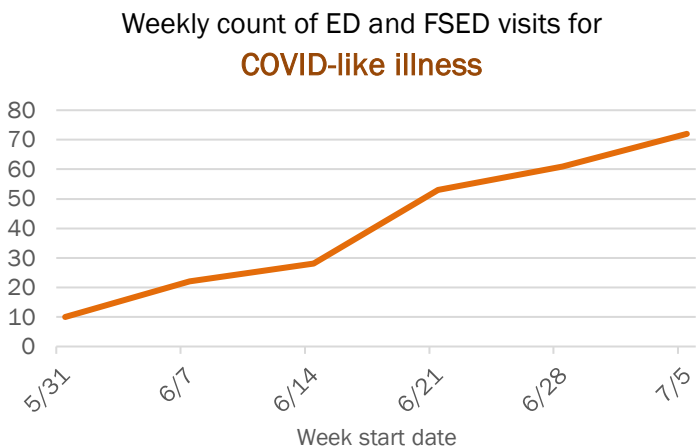
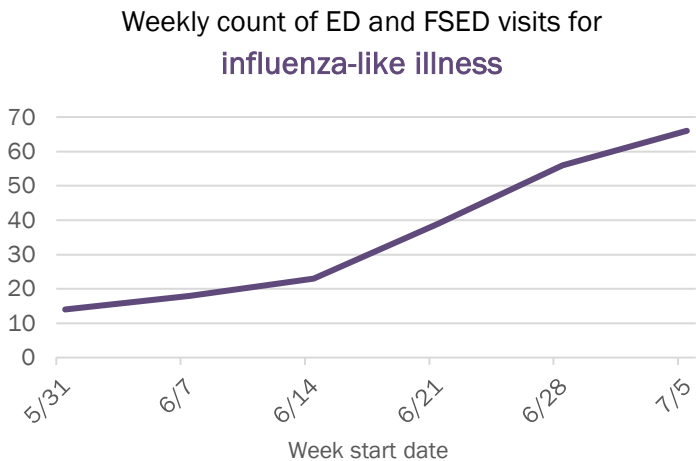
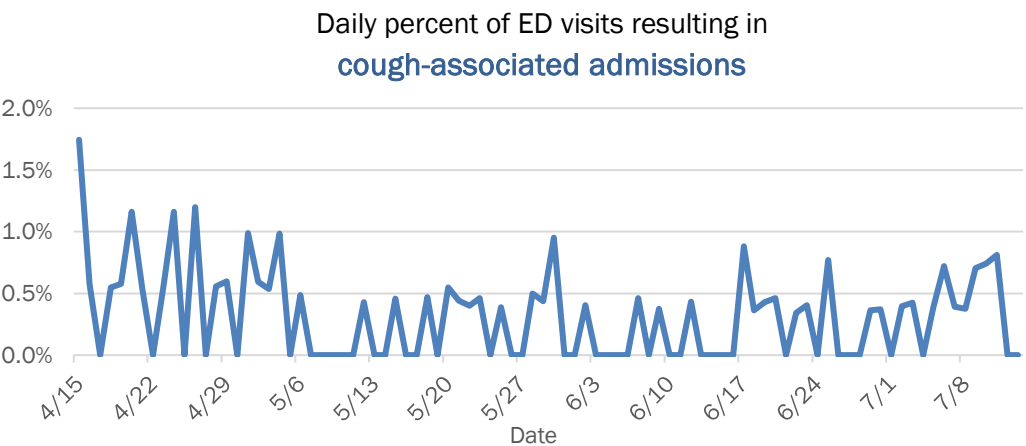
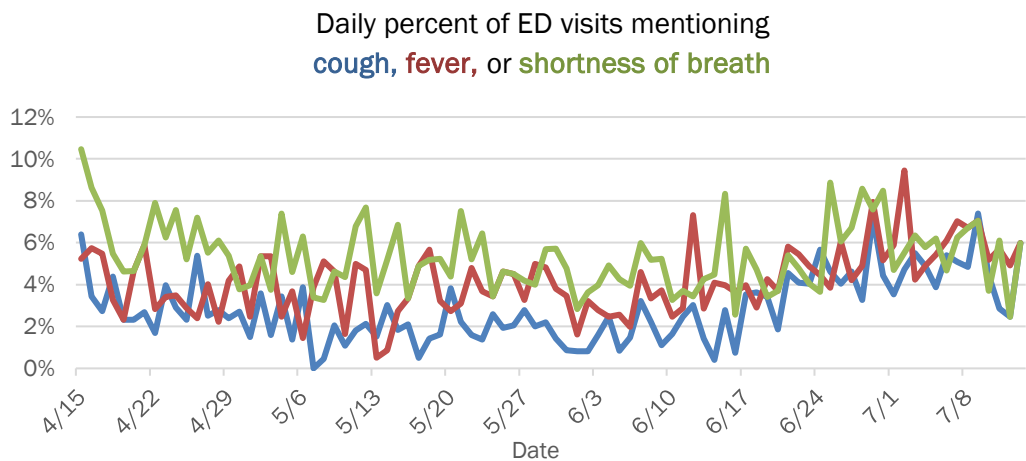
Laboratory testing for Florida residents and non-Florida residents over the past 2 weeks

Percent positivity for new cases

These counts include the number of people for whom the department received PCR or antigen laboratory results by day. This percent is the number of people who test positive for the first time divided by all the people tested that day, excluding people who have previously tested positive.



Emergency department (ED) and freestanding ED (FSED) chief complaint and admission data for Okaloosa County



The Electronic Surveillance System for the Early Notification of Community-Based Epidemics (ESSENCE-FL) includes chief complaint data from 211 of 212 Florida EDs and 77 of 80 Florida FSEDs. Data are transmitted electronically to ESSENCE-FL daily or hourly.