

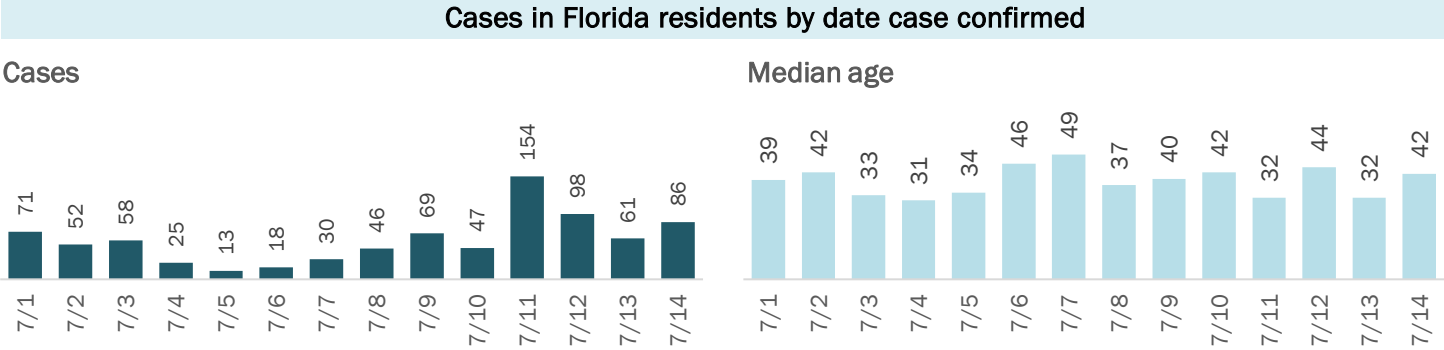
# COVID-19: summary for Okaloosa County

Data through Jul 14, 2020 verified as of Jul 15, 2020 at 09:25 AM

Data in this report are provisional and subject to change.

Cases: people with positive PCR or antigen test result

Total cases	1,532
Florida residents	1,511
Non-Florida residents	21
Gender for Florida residents	
Men	654
Women	817
Unknown	7
Age for Florida residents	
Range	0 - 103
Median age	38



Race, ethnicity	Cases	Hospitalizations	Deaths
White	809 54%	59 72%	8 80%
Hispanic	178 12%	16 20%	0 0%
Non-Hispanic	546 36%	43 52%	8 80%
Unknown ethnicity	85 6%	0 0%	0 0%
Black	135 9%	18 22%	2 20%
Hispanic	5 0%	0 0%	0 0%
Non-Hispanic	105 7%	17 21%	2 20%
Unknown ethnicity	25 2%	1 1%	0 0%
Other	104 7%	5 6%	0 0%
Hispanic	51 3%	2 2%	0 0%
Non-Hispanic	42 3%	3 4%	0 0%
Unknown ethnicity	11 1%	0 0%	0 0%
Unknown race	463 31%	0 0%	0 0%
Hispanic	12 1%	0 0%	0 0%
Non-Hispanic	7 0%	0 0%	0 0%
Unknown ethnicity	444 29%	0 0%	0 0%
Total	1,511	82	10

Outcomes for Florida residents		
Okaloosa		
Hospitalizations	82	(5% of all cases)
Deaths	10	(1% of all cases)
New deaths	0	

Statewide		
Hospitalizations	19,334	(6% of all cases)
Deaths	4,521	(2% of all cases)
New deaths	112	

New deaths are those identified since last report.

Cases in facility staff/residents		
Okaloosa		
Long-term care	137	(9% of all cases)
Correctional	9	(1% of all cases)

Statewide		
Long-term care	17,867	(6% of all cases)
Correctional	5,307	(2% of all cases)

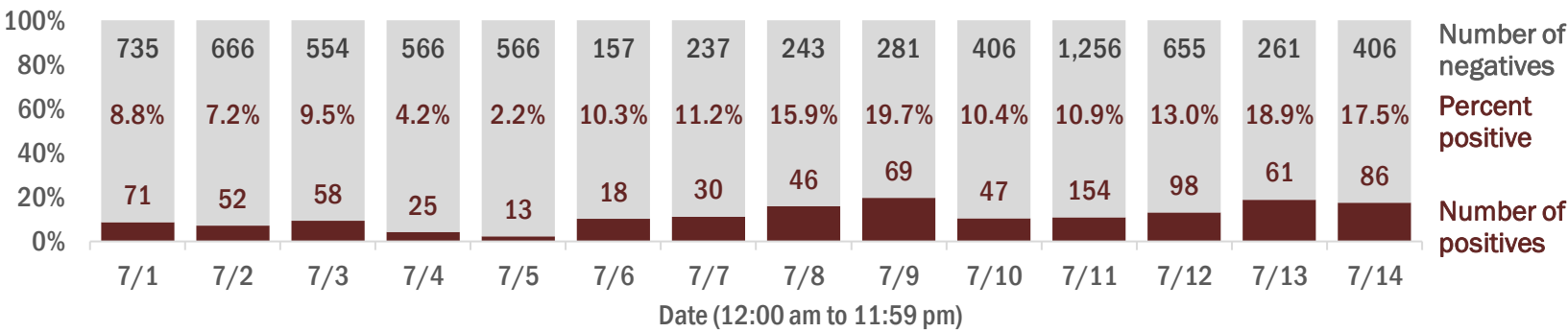
Age group	All cases	New cases (7/14)	Hospitalizations	Deaths
0-4 years	19 1%	0 0%	0 0%	0 0%
5-14 years	45 3%	2 2%	0 0%	0 0%
15-24 years	273 18%	15 17%	0 0%	0 0%
25-34 years	326 22%	16 19%	12 15%	1 10%
35-44 years	229 15%	14 16%	11 13%	0 0%
45-54 years	185 12%	10 12%	10 12%	1 10%
55-64 years	167 11%	9 10%	14 17%	1 10%
65-74 years	123 8%	6 7%	18 22%	0 0%
75-84 years	81 5%	5 6%	13 16%	2 20%
85+ years	60 4%	9 10%	4 5%	5 50%
Unknown	3 0%	0 0%	0 0%	0 0%
Total	1,511	86	82	10

**Hospitalization** counts include anyone who was hospitalized at some point during their illness. It does not reflect the number of people currently hospitalized.  
**Other race** includes any person with a race of American Indian/Alaskan native, Asian, native Hawaiian/Pacific Islander, or other.

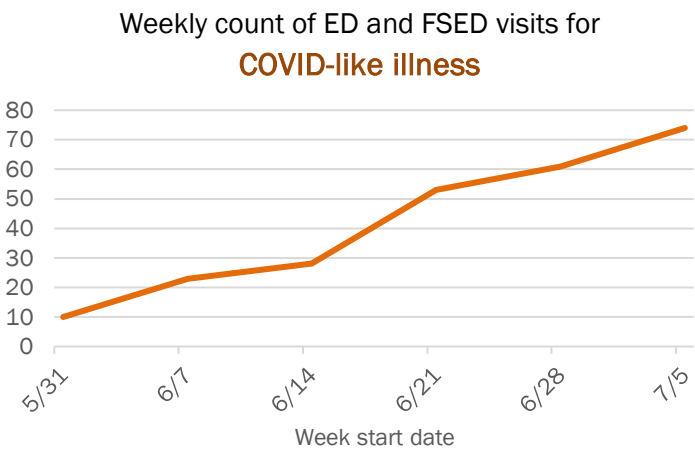
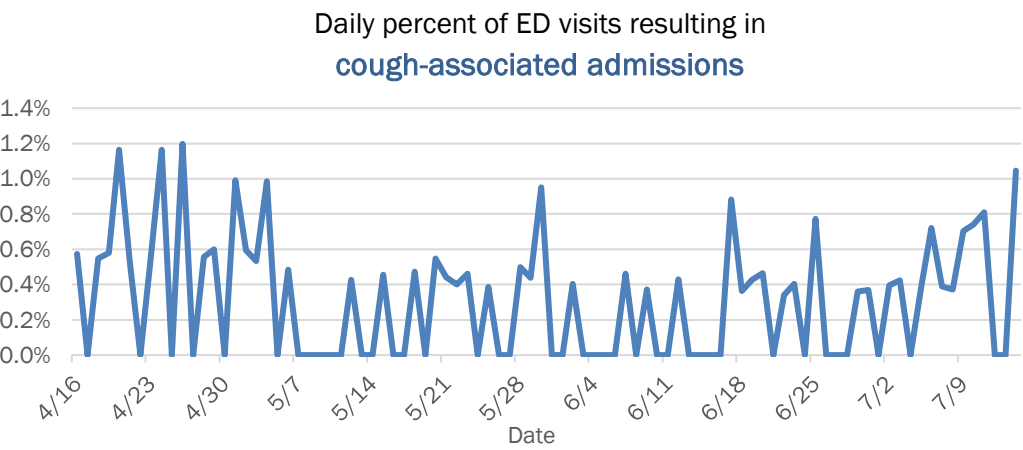
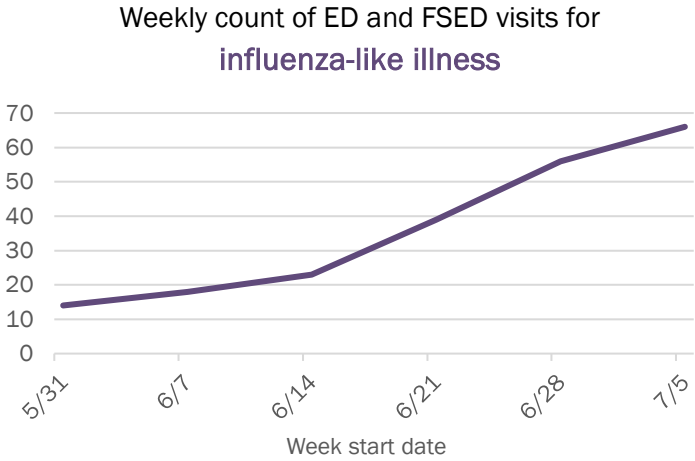
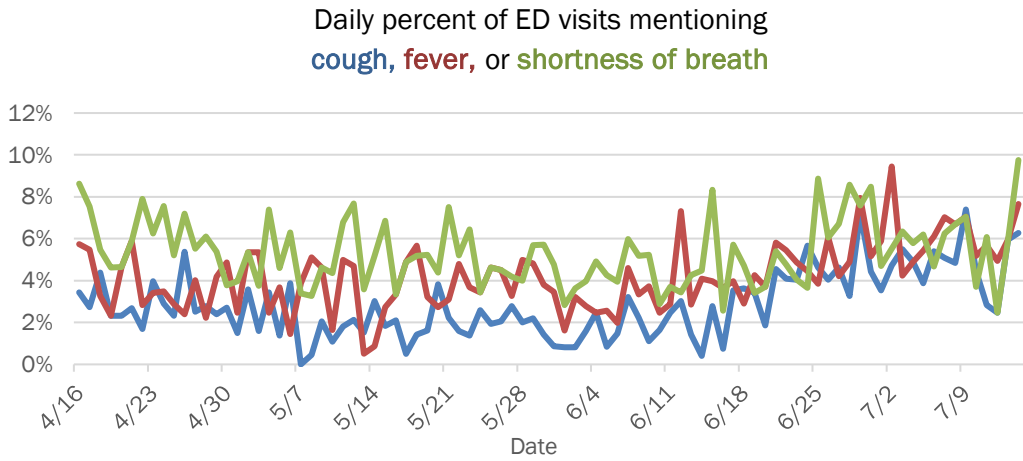
Laboratory testing for Florida residents and non-Florida residents over the past 2 weeks

Percent positivity for new cases

These counts include the number of people for whom the department received PCR or antigen laboratory results by day. This percent is the number of people who test positive for the first time divided by all the people tested that day, excluding people who have previously tested positive.



Emergency department (ED) and freestanding ED (FSED) chief complaint and admission data for Okaloosa County



The Electronic Surveillance System for the Early Notification of Community-Based Epidemics (ESSENCE-FL) includes chief complaint data from 211 of 212 Florida EDs and 77 of 80 Florida FSEDs. Data are transmitted electronically to ESSENCE-FL daily or hourly.