

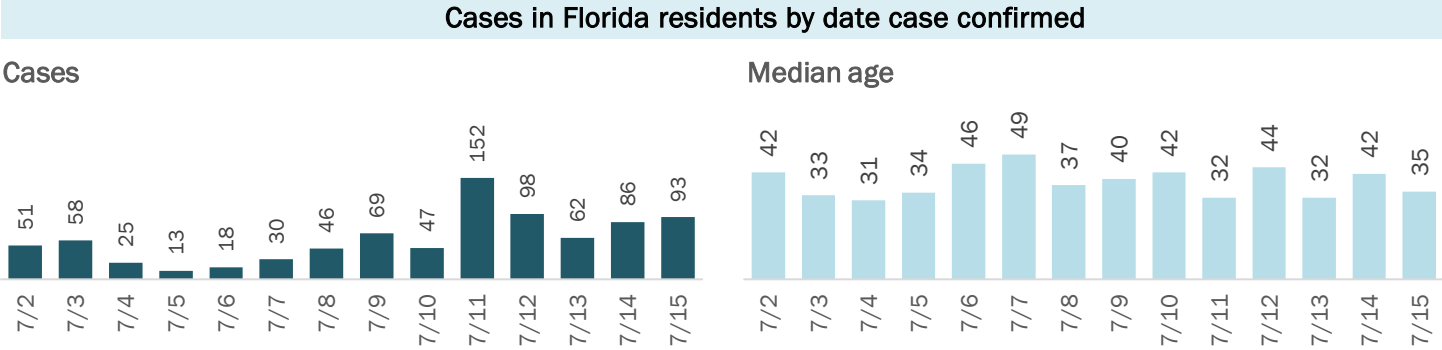
COVID-19: summary for Okaloosa County

Data through Jul 15, 2020 verified as of Jul 16, 2020 at 09:25 AM

Data in this report are provisional and subject to change.

Cases: people with positive PCR or antigen test result

Total cases	1,623
Florida residents	1,602
Non-Florida residents	21
Gender for Florida residents	
Men	704
Women	859
Unknown	39
Age for Florida residents	
Range	0 - 103
Median age	38



Race, ethnicity	Cases	Hospitalizations	Deaths
White	834 52%	61 71%	9 75%
Hispanic	181 11%	16	0 0%
Non-Hispanic	566 35%	45 52%	9 75%
Unknown ethnicity	87 5%	0 0%	0 0%
Black	144 9%	20 23%	3 25%
Hispanic	6 0%	0 0%	0 0%
Non-Hispanic	114 7%	19 22%	3 25%
Unknown ethnicity	24 1%	1 1%	0 0%
Other	104 6%	5 6%	0 0%
Hispanic	51 3%	2 2%	0 0%
Non-Hispanic	42 3%	3 3%	0 0%
Unknown ethnicity	11 1%	0 0%	0 0%
Unknown race	520 32%	0 0%	0 0%
Hispanic	13 1%	0 0%	0 0%
Non-Hispanic	5 0%	0 0%	0 0%
Unknown ethnicity	502 31%	0 0%	0 0%
Total	1,602	86	12

Outcomes for Florida residents		
Okaloosa		
Hospitalizations	86	(5% of all cases)
Deaths	12	(1% of all cases)
New deaths	2	

Statewide		
Hospitalizations	19,825	(6% of all cases)
Deaths	4,677	(2% of all cases)
New deaths	156	

New deaths are those identified since last report.

Cases in facility staff/residents		
Okaloosa		
Long-term care	140	(9% of all cases)
Correctional	9	(1% of all cases)

Statewide		
Long-term care	18,390	(6% of all cases)
Correctional	5,636	(2% of all cases)

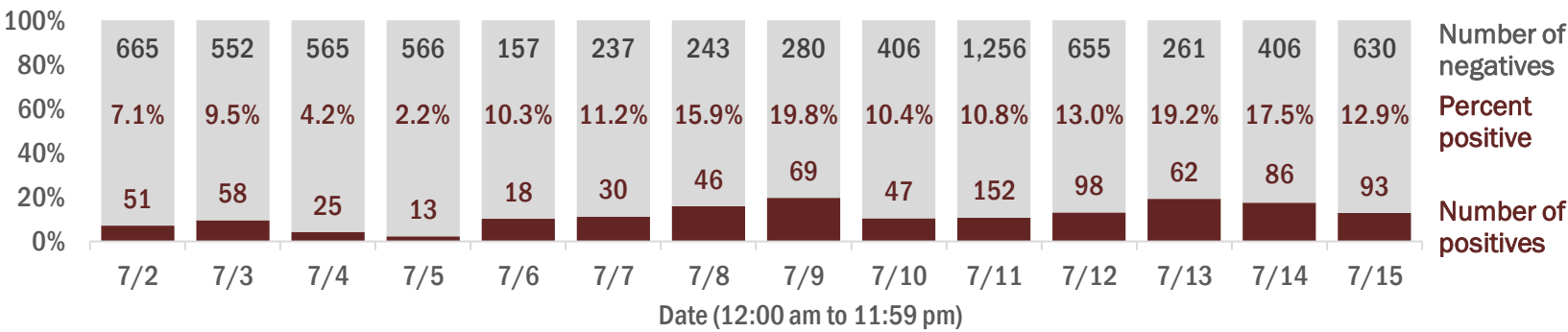
Age group	All cases	New cases (7/15)	Hospitalizations	Deaths
0-4 years	22 1%	3 3%	0 0%	0 0%
5-14 years	46 3%	1 1%	0 0%	0 0%
15-24 years	290 18%	18 19%	0 0%	0 0%
25-34 years	349 22%	24 26%	13 15%	2 17%
35-44 years	245 15%	16 17%	11 13%	0 0%
45-54 years	202 13%	17 18%	11 13%	1 8%
55-64 years	175 11%	8 9%	14 16%	1 8%
65-74 years	127 8%	4 4%	18 21%	0 0%
75-84 years	82 5%	1 1%	15 17%	3 25%
85+ years	60 4%	0 0%	4 5%	5 42%
Unknown	4 0%	1 1%	0 0%	0 0%
Total	1,602	93	86	12

Hospitalization counts include anyone who was hospitalized at some point during their illness. It does not reflect the number of people currently hospitalized.
Other race includes any person with a race of American Indian/Alaskan native, Asian, native Hawaiian/Pacific Islander, or other.

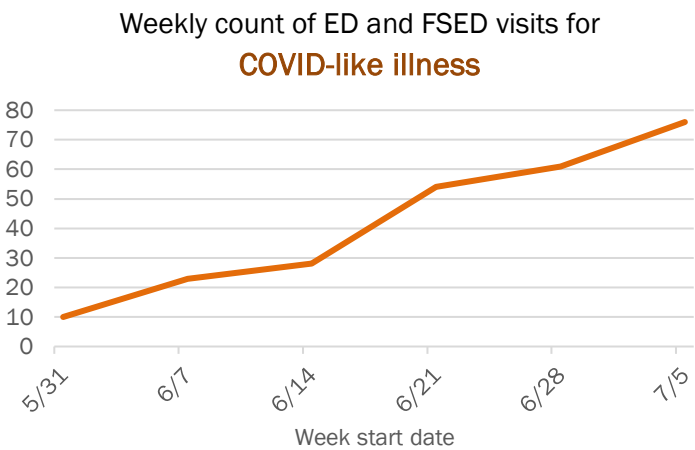
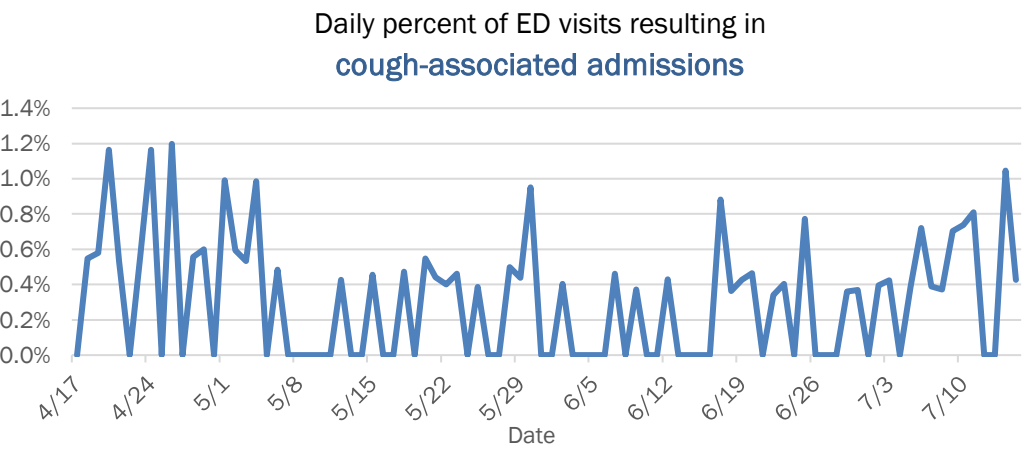
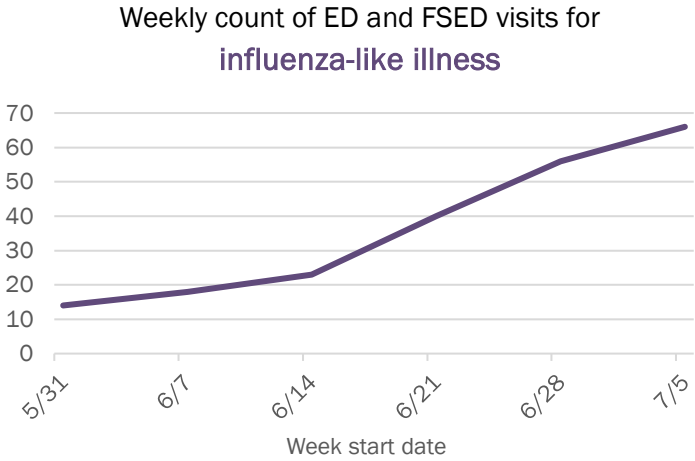
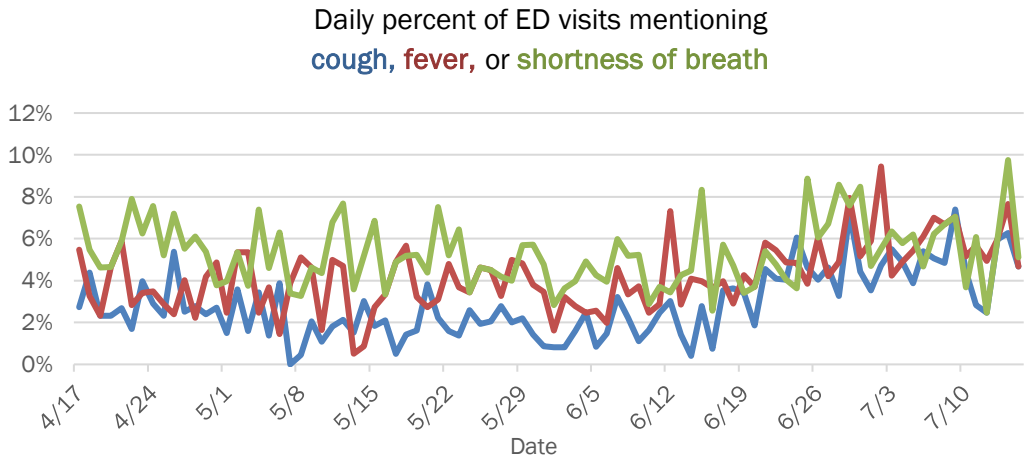
Laboratory testing for Florida residents and non-Florida residents over the past 2 weeks

Percent positivity for new cases

These counts include the number of people for whom the department received PCR or antigen laboratory results by day. This percent is the number of people who test positive for the first time divided by all the people tested that day, excluding people who have previously tested positive.



Emergency department (ED) and freestanding ED (FSED) chief complaint and admission data for Okaloosa County



The Electronic Surveillance System for the Early Notification of Community-Based Epidemics (ESSENCE-FL) includes chief complaint data from 211 of 212 Florida EDs and 77 of 80 Florida FSEDs. Data are transmitted electronically to ESSENCE-FL daily or hourly.