

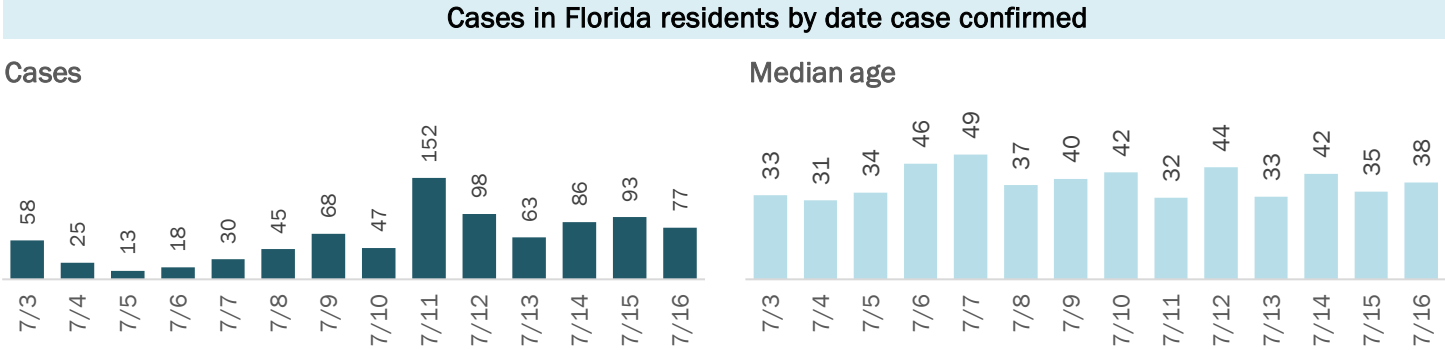
# COVID-19: summary for Okaloosa County

Data through Jul 16, 2020 verified as of Jul 17, 2020 at 09:25 AM

Data in this report are provisional and subject to change.

Cases: people with positive PCR or antigen test result

Total cases	1,698
Florida residents	1,678
Non-Florida residents	20
Gender for Florida residents	
Men	740
Women	901
Unknown	37
Age for Florida residents	
Range	0 - 103
Median age	38



Race, ethnicity	Cases	Hospitalizations	Deaths
White	876 52%	64 72%	9 75%
Hispanic	184 11%	17 19%	0 0%
Non-Hispanic	604 36%	47 53%	9 75%
Unknown ethnicity	88 5%	0 0%	0 0%
Black	150 9%	20 22%	3 25%
Hispanic	6 0%	0 0%	0 0%
Non-Hispanic	121 7%	19 21%	3 25%
Unknown ethnicity	23 1%	1 1%	0 0%
Other	124 7%	5 6%	0 0%
Hispanic	60 4%	2 2%	0 0%
Non-Hispanic	50 3%	3 3%	0 0%
Unknown ethnicity	14 1%	0 0%	0 0%
Unknown race	528 31%	0 0%	0 0%
Hispanic	14 1%	0 0%	0 0%
Non-Hispanic	6 0%	0 0%	0 0%
Unknown ethnicity	508 30%	0 0%	0 0%
Total	1,678	89	12

Outcomes for Florida residents		
Okaloosa		
Hospitalizations	89	(5% of all cases)
Deaths	12	(1% of all cases)
New deaths	0	

Statewide		
Hospitalizations	20,191	(6% of all cases)
Deaths	4,805	(1% of all cases)
New deaths	128	

New deaths are those identified since last report.

Cases in facility staff/residents		
Okaloosa		
Long-term care	143	(9% of all cases)
Correctional	9	(1% of all cases)

Statewide		
Long-term care	18,854	(6% of all cases)
Correctional	5,900	(2% of all cases)

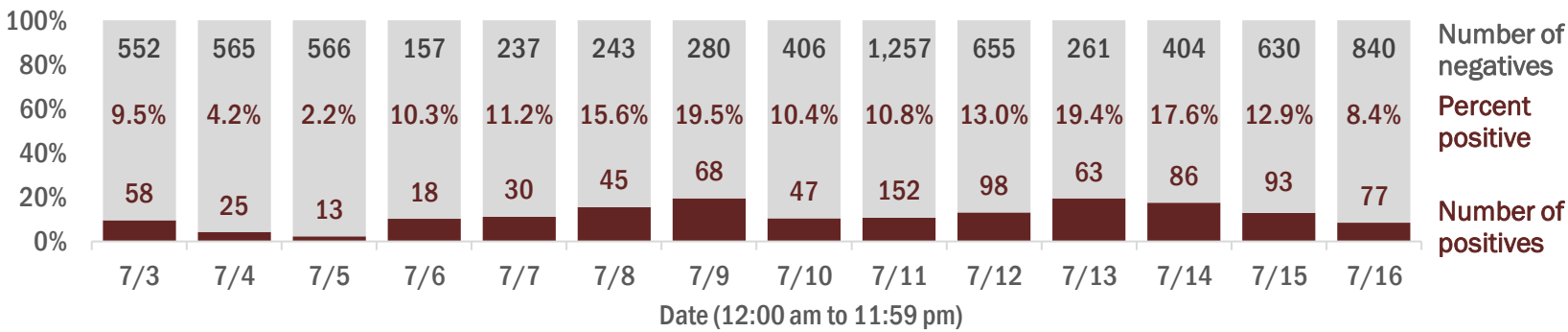
Age group	All cases	New cases (7/16)	Hospitalizations	Deaths
0-4 years	22 1%	0 0%	0 0%	0 0%
5-14 years	48 3%	2 3%	0 0%	0 0%
15-24 years	309 18%	19 25%	0 0%	0 0%
25-34 years	365 22%	16 21%	13 15%	2 17%
35-44 years	255 15%	10 13%	11 12%	0 0%
45-54 years	214 13%	12 16%	11 12%	1 8%
55-64 years	187 11%	12 16%	15 17%	1 8%
65-74 years	130 8%	4 5%	19 21%	0 0%
75-84 years	85 5%	2 3%	16 18%	3 25%
85+ years	60 4%	0 0%	4 4%	5 42%
Unknown	3 0%	0 0%	0 0%	0 0%
Total	1,678	77	89	12

**Hospitalization** counts include anyone who was hospitalized at some point during their illness. It does not reflect the number of people currently hospitalized.  
**Other race** includes any person with a race of American Indian/Alaskan native, Asian, native Hawaiian/Pacific Islander, or other.

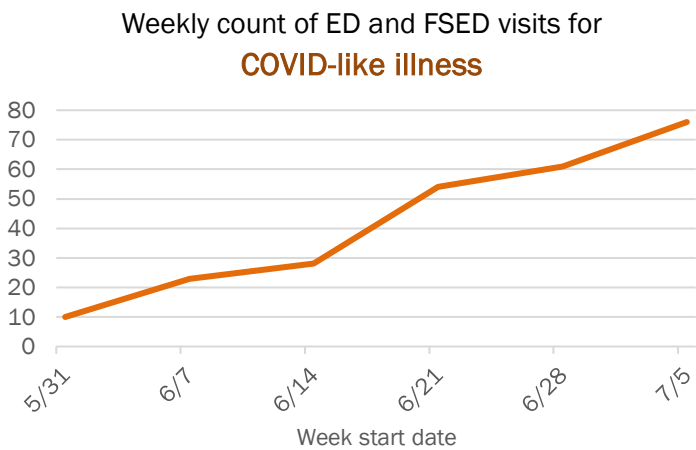
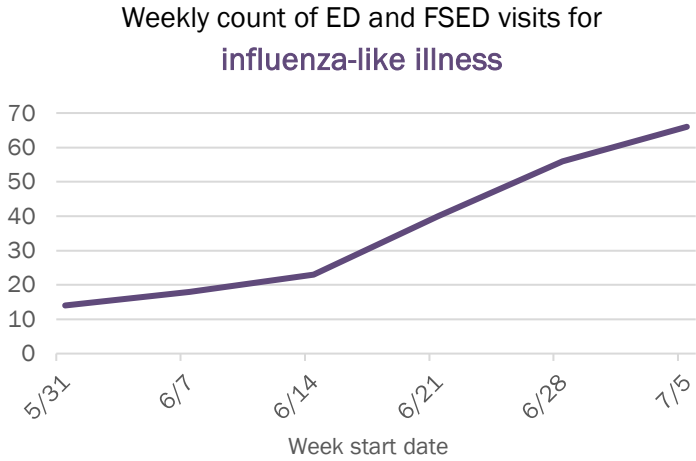
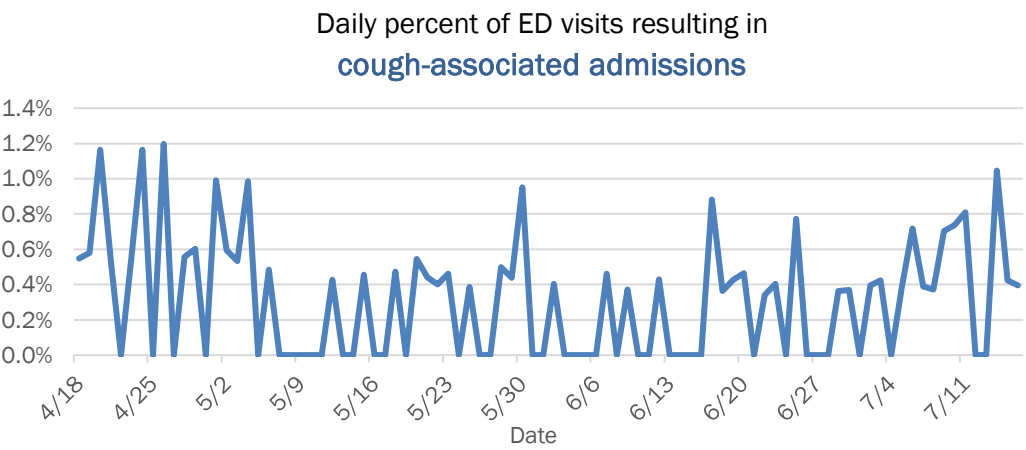
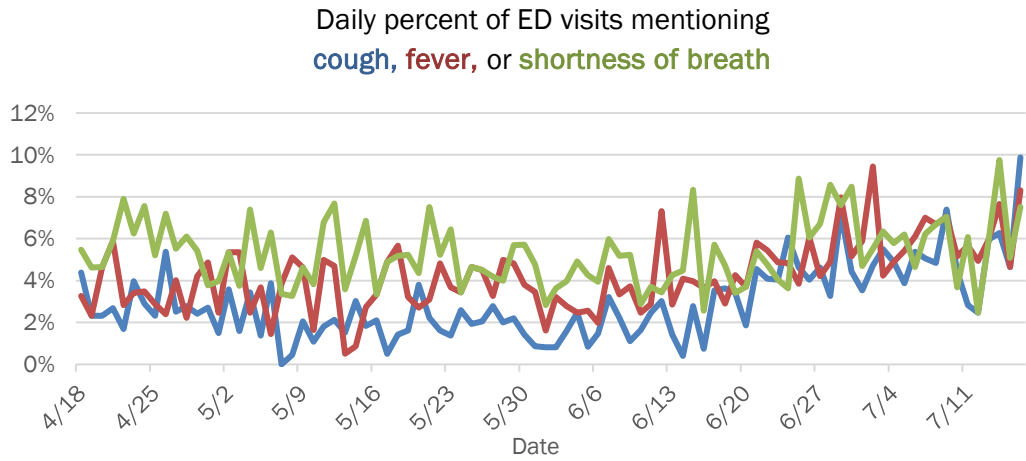
Laboratory testing for Florida residents and non-Florida residents over the past 2 weeks

Percent positivity for new cases

These counts include the number of people for whom the department received PCR or antigen laboratory results by day. This percent is the number of people who test positive for the first time divided by all the people tested that day, excluding people who have previously tested positive.



Emergency department (ED) and freestanding ED (FSED) chief complaint and admission data for Okaloosa County



The Electronic Surveillance System for the Early Notification of Community-Based Epidemics (ESSENCE-FL) includes chief complaint data from 211 of 212 Florida EDs and 77 of 80 Florida FSEDs. Data are transmitted electronically to ESSENCE-FL daily or hourly.