

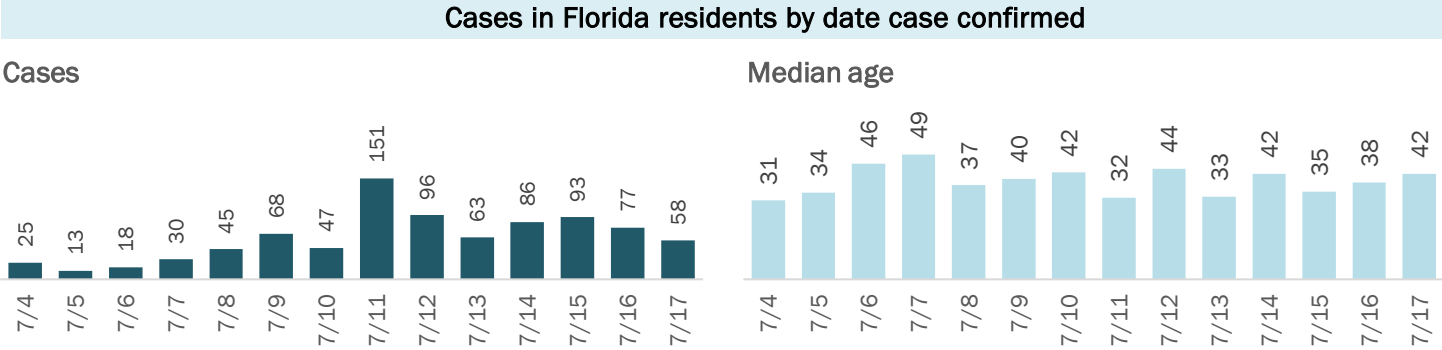
# COVID-19: summary for Okaloosa County

Data through Jul 17, 2020 verified as of Jul 18, 2020 at 09:25 AM

Data in this report are provisional and subject to change.

Cases: people with positive PCR or antigen test result

Total cases	1,753
Florida residents	1,733
Non-Florida residents	20
Gender for Florida residents	
Men	763
Women	935
Unknown	35
Age for Florida residents	
Range	0 - 103
Median age	38



Race, ethnicity	Cases	Hospitalizations	Deaths
White	921 53%	67 73%	9 75%
Hispanic	189 11%	17	0 0%
Non-Hispanic	646 37%	50 54%	9 75%
Unknown ethnicity	86 5%	0 0%	0 0%
Black	161 9%	20 22%	3 25%
Hispanic	6 0%	0 0%	0 0%
Non-Hispanic	131 8%	19 21%	3 25%
Unknown ethnicity	24 1%	1 1%	0 0%
Other	133 8%	5 5%	0 0%
Hispanic	66 4%	2 2%	0 0%
Non-Hispanic	51 3%	3 3%	0 0%
Unknown ethnicity	16 1%	0 0%	0 0%
Unknown race	518 30%	0 0%	0 0%
Hispanic	16 1%	0 0%	0 0%
Non-Hispanic	6 0%	0 0%	0 0%
Unknown ethnicity	496 29%	0 0%	0 0%
Total	1,733	92	12

Outcomes for Florida residents		
Okaloosa		
Hospitalizations	92	(5% of all cases)
Deaths	12	(1% of all cases)
New deaths	0	

Statewide		
Hospitalizations	20,632	(6% of all cases)
Deaths	4,895	(1% of all cases)
New deaths	90	

New deaths are those identified since last report.

Cases in facility staff/residents		
Okaloosa		
Long-term care	147	(8% of all cases)
Correctional	9	(1% of all cases)

Statewide		
Long-term care	19,351	(6% of all cases)
Correctional	6,062	(2% of all cases)

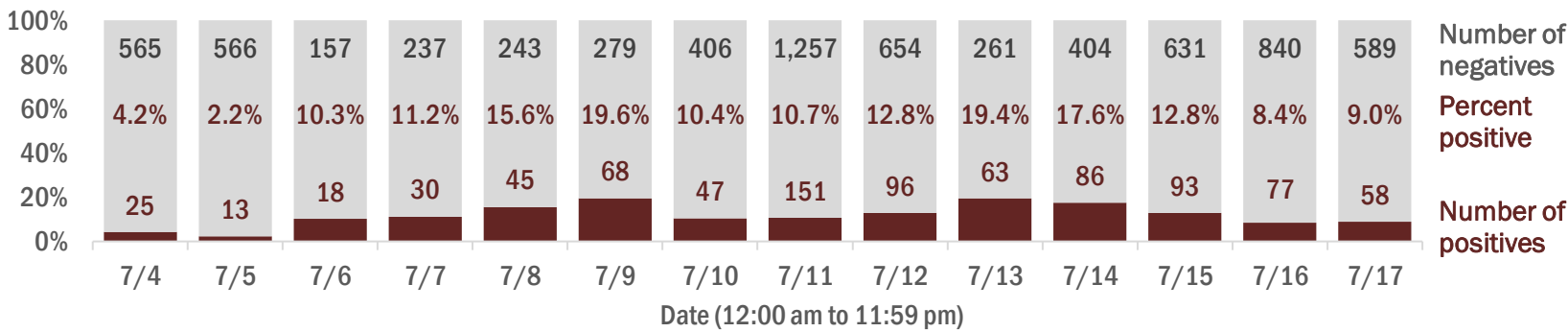
Age group	All cases	New cases (7/17)	Hospitalizations	Deaths
0-4 years	22 1%	0 0%	0 0%	0 0%
5-14 years	50 3%	2 3%	0 0%	0 0%
15-24 years	319 18%	10 17%	0 0%	0 0%
25-34 years	374 22%	9 16%	13 14%	2 17%
35-44 years	266 15%	11 19%	11 12%	0 0%
45-54 years	225 13%	11 19%	11 12%	1 8%
55-64 years	196 11%	11 19%	17 18%	1 8%
65-74 years	131 8%	1 2%	19 21%	0 0%
75-84 years	86 5%	1 2%	16 17%	3 25%
85+ years	62 4%	2 3%	5 5%	5 42%
Unknown	2 0%	0 0%	0 0%	0 0%
Total	1,733	58	92	12

**Hospitalization** counts include anyone who was hospitalized at some point during their illness. It does not reflect the number of people currently hospitalized.  
**Other race** includes any person with a race of American Indian/Alaskan native, Asian, native Hawaiian/Pacific Islander, or other.

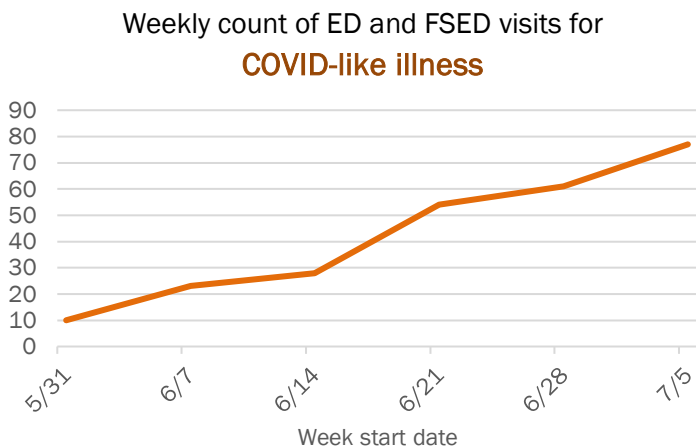
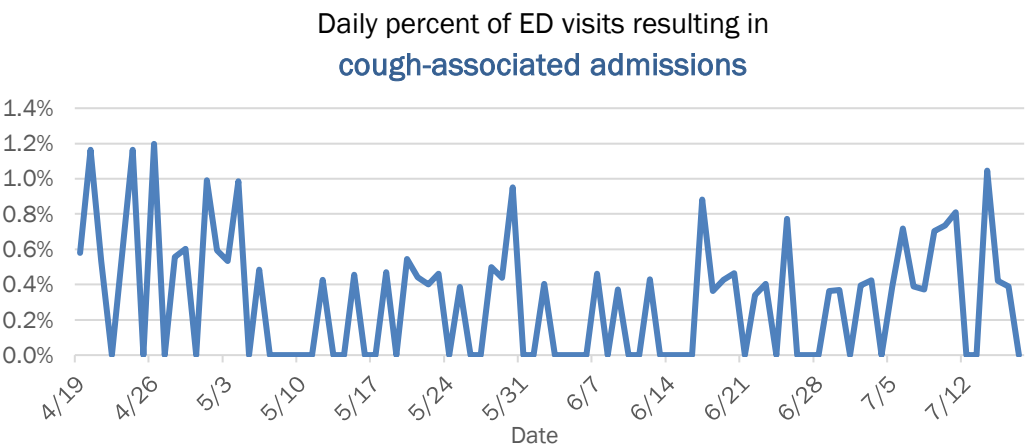
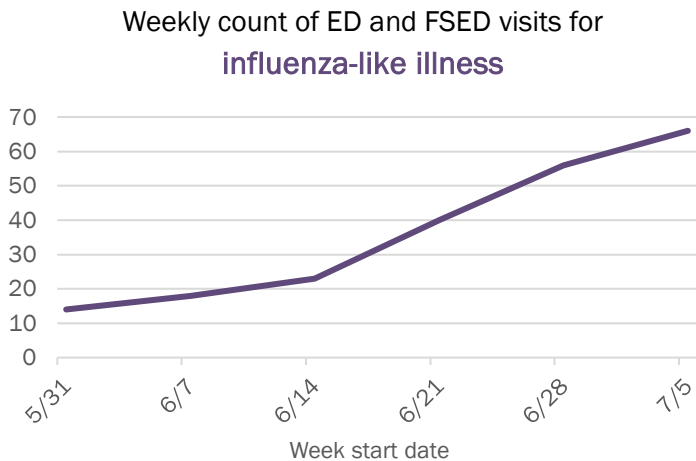
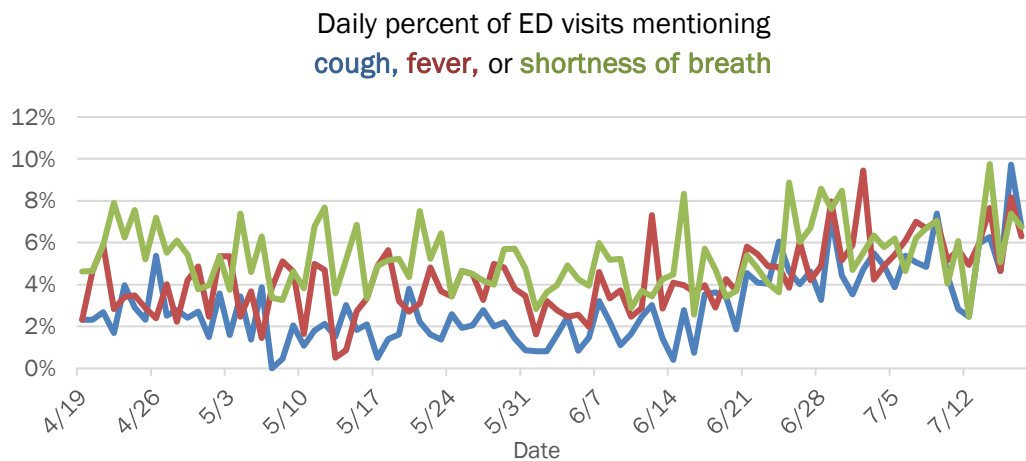
Laboratory testing for Florida residents and non-Florida residents over the past 2 weeks

Percent positivity for new cases

These counts include the number of people for whom the department received PCR or antigen laboratory results by day. This percent is the number of people who test positive for the first time divided by all the people tested that day, excluding people who have previously tested positive.



Emergency department (ED) and freestanding ED (FSED) chief complaint and admission data for Okaloosa County



The Electronic Surveillance System for the Early Notification of Community-Based Epidemics (ESSENCE-FL) includes chief complaint data from 211 of 212 Florida EDs and 77 of 80 Florida FSEDs. Data are transmitted electronically to ESSENCE-FL daily or hourly.