

# COVID-19: summary for Okaloosa County

Data through Jul 18, 2020 verified as of Jul 19, 2020 at 08:55 AM

Data in this report are provisional and subject to change.

## Cases: people with positive PCR or antigen test result

**Total cases** 1,813

Florida residents 1,793

Non-Florida residents 20

### Gender for Florida residents

Men 788

Women 966

Unknown 39

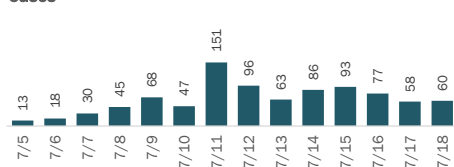
### Age for Florida residents

Range 0 - 103

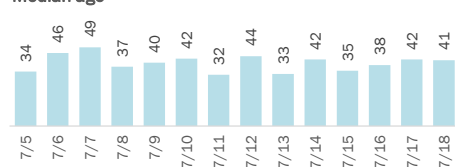
Median age 38

## Cases in Florida residents by date case confirmed

Cases



Median age



Race, ethnicity	Cases	Hospitalizations	Deaths
White	940 52%	70 74%	12 80%
Hispanic	189 11%	17 18%	0 0%
Non-Hispanic	665 37%	53 56%	12 80%
Unknown ethnicity	86 5%	0 0%	0 0%
Black	165 9%	20 21%	3 20%
Hispanic	6 0%	0 0%	0 0%
Non-Hispanic	134 7%	19 20%	3 20%
Unknown ethnicity	25 1%	1 1%	0 0%
Other	137 8%	5 5%	0 0%
Hispanic	68 4%	2 2%	0 0%
Non-Hispanic	53 3%	3 3%	0 0%
Unknown ethnicity	16 1%	0 0%	0 0%
Unknown race	551 31%	0 0%	0 0%
Hispanic	17 1%	0 0%	0 0%
Non-Hispanic	6 0%	0 0%	0 0%
Unknown ethnicity	528 29%	0 0%	0 0%
<b>Total</b>	<b>1,793</b>	<b>95</b>	<b>15</b>

## Outcomes for Florida residents

### Okaloosa

Hospitalizations 95 (5% of all cases)

Deaths 15 (1% of all cases)

New deaths 3

### Statewide

Hospitalizations 20,971 (6% of all cases)

Deaths 4,982 (1% of all cases)

New deaths 87

New deaths are those identified since last report.

## Cases in facility staff/residents

### Okaloosa

Long-term care 148 (8% of all cases)

Correctional 10 (1% of all cases)

### Statewide

Long-term care 19,711 (6% of all cases)

Correctional 6,115 (2% of all cases)

Age group	All cases	New cases (7/18)	Hospitalizations	Deaths
0-4 years	22 1%	0 0%	0 0%	0 0%
5-14 years	50 3%	0 0%	0 0%	0 0%
15-24 years	332 19%	13 22%	0 0%	0 0%
25-34 years	384 21%	10 17%	13 14%	2 13%
35-44 years	278 16%	12 20%	12 13%	0 0%
45-54 years	234 13%	9 15%	11 12%	1 7%
55-64 years	208 12%	12 20%	17 18%	1 7%
65-74 years	134 7%	3 5%	19 20%	1 7%
75-84 years	86 5%	0 0%	17 18%	4 27%
85+ years	63 4%	1 2%	6 6%	6 40%
Unknown	2 0%	0 0%	0 0%	0 0%
<b>Total</b>	<b>1,793</b>	<b>60</b>	<b>95</b>	<b>15</b>

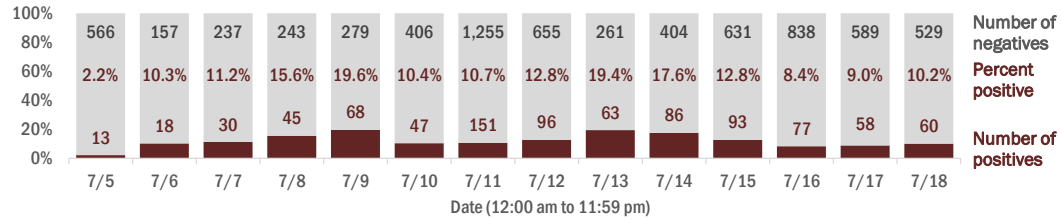
**Hospitalization** counts include anyone who was hospitalized at some point during their illness. It does not reflect the number of people currently hospitalized.

**Other race** includes any person with a race of American Indian/Alaskan native, Asian, native Hawaiian/Pacific Islander, or other.

## Laboratory testing for Florida residents and non-Florida residents over the past 2 weeks

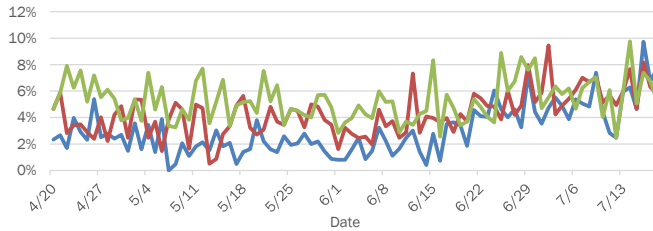
### Percent positivity for new cases

These counts include the number of people for whom the department received PCR or antigen laboratory results by day. This percent is the number of people who test positive for the first time divided by all the people tested that day, excluding people who have previously tested positive.

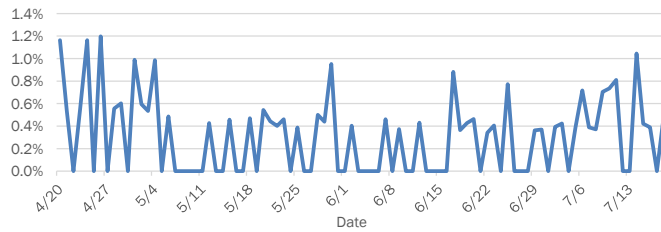


## Emergency department (ED) and freestanding ED (FSED) chief complaint and admission data for Okaloosa County

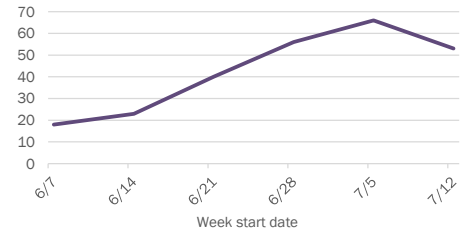
Daily percent of ED visits mentioning  
cough, fever, or shortness of breath



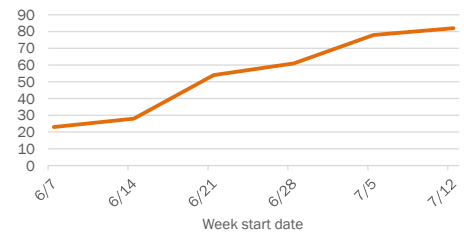
Daily percent of ED visits resulting in  
cough-associated admissions



Weekly count of ED and FSED visits for  
influenza-like illness



Weekly count of ED and FSED visits for  
COVID-like illness



The Electronic Surveillance System for the Early Notification of Community-Based Epidemics (ESSENCE-FL) includes chief complaint data from 211 of 212 Florida EDs and 77 of 80 Florida FSEDs. Data are transmitted electronically to ESSENCE-FL daily or hourly.