

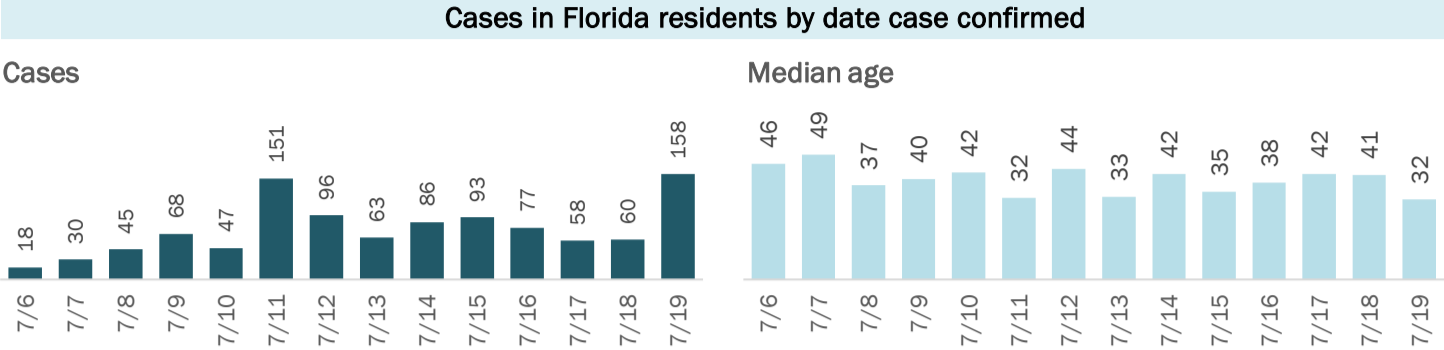
COVID-19: summary for Okaloosa County

Data through Jul 19, 2020 verified as of Jul 20, 2020 at 09:25 AM

Data in this report are provisional and subject to change.

Cases: people with positive PCR or antigen test result

Total cases	1,973
Florida residents	1,951
Non-Florida residents	22
Gender for Florida residents	
Men	863
Women	1,047
Unknown	41
Age for Florida residents	
Range	0 - 103
Median age	38



Race, ethnicity	Cases	Hospitalizations	Deaths
White	951 49%	73 75%	12 80%
Hispanic	191 10%	17	0 0%
Non-Hispanic	675 35%	56 58%	12 80%
Unknown ethnicity	85 4%	0 0%	0 0%
Black	175 9%	20 21%	3 20%
Hispanic	6 0%	0 0%	0 0%
Non-Hispanic	143 7%	19 20%	3 20%
Unknown ethnicity	26 1%	1 1%	0 0%
Other	150 8%	4 4%	0 0%
Hispanic	72 4%	2 2%	0 0%
Non-Hispanic	62 3%	2 2%	0 0%
Unknown ethnicity	16 1%	0 0%	0 0%
Unknown race	675 35%	0 0%	0 0%
Hispanic	18 1%	0 0%	0 0%
Non-Hispanic	7 0%	0 0%	0 0%
Unknown ethnicity	650 33%	0 0%	0 0%
Total	1,951	97	15

Outcomes for Florida residents		
Okaloosa		
Hospitalizations	97	(5% of all cases)
Deaths	15	(1% of all cases)
New deaths	0	

Statewide		
Hospitalizations	21,263	(6% of all cases)
Deaths	5,072	(1% of all cases)
New deaths	90	

New deaths are those identified since last report.

Cases in facility staff/residents		
Okaloosa		
Long-term care	153	(8% of all cases)
Correctional	11	(1% of all cases)

Statewide		
Long-term care	19,997	(6% of all cases)
Correctional	6,208	(2% of all cases)

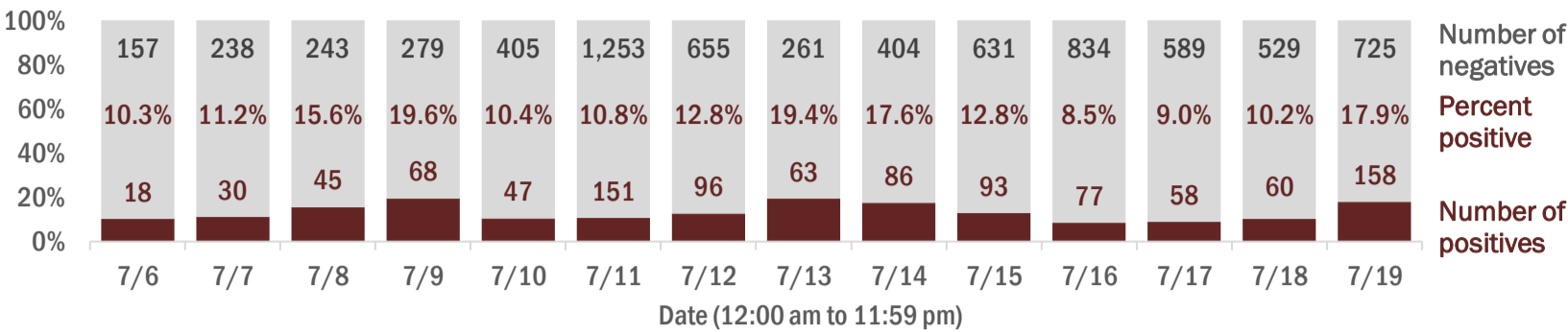
Age group	All cases	New cases (7/19)	Hospitalizations	Deaths
0-4 years	25 1%	3 2%	0 0%	0 0%
5-14 years	62 3%	12 8%	0 0%	0 0%
15-24 years	362 19%	30 19%	1 1%	0 0%
25-34 years	421 22%	37 23%	13 13%	2 13%
35-44 years	305 16%	27 17%	12 12%	0 0%
45-54 years	253 13%	19 12%	11 11%	1 7%
55-64 years	224 11%	16 10%	17 18%	1 7%
65-74 years	142 7%	8 5%	19 20%	1 7%
75-84 years	90 5%	4 3%	17 18%	4 27%
85+ years	65 3%	2 1%	7 7%	6 40%
Unknown	2 0%	0 0%	0 0%	0 0%
Total	1,951	158	97	15

Hospitalization counts include anyone who was hospitalized at some point during their illness. It does not reflect the number of people currently hospitalized.
Other race includes any person with a race of American Indian/Alaskan native, Asian, native Hawaiian/Pacific Islander, or other.

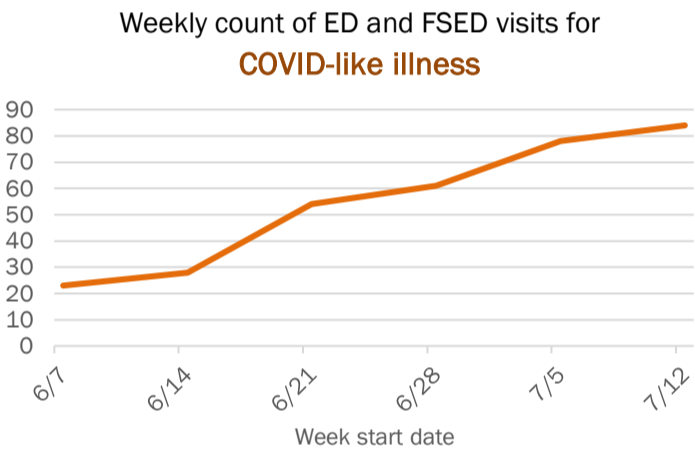
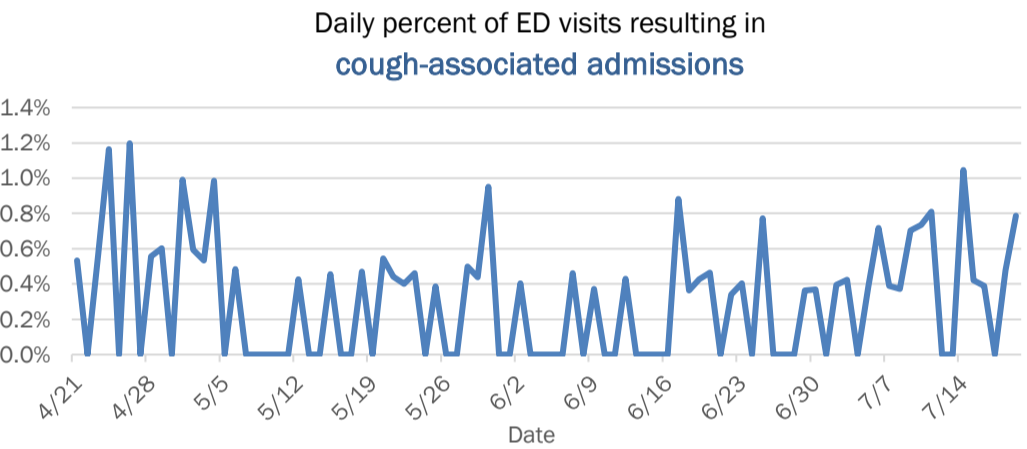
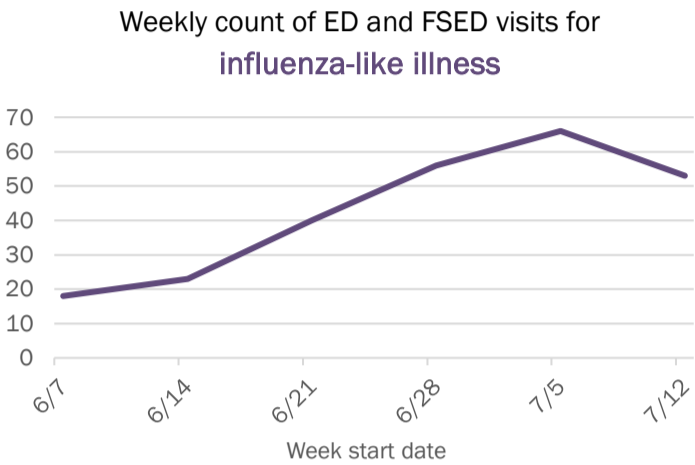
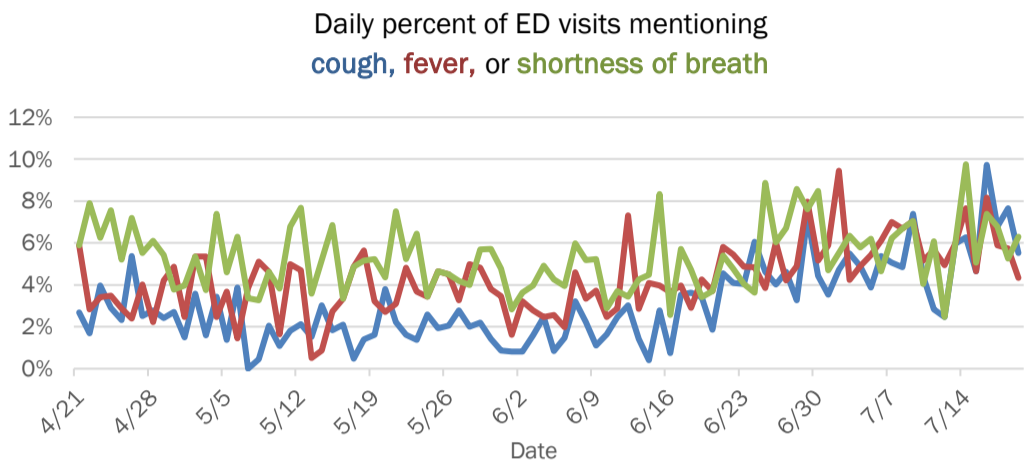
Laboratory testing for Florida residents and non-Florida residents over the past 2 weeks

Percent positivity for new cases

These counts include the number of people for whom the department received PCR or antigen laboratory results by day. This percent is the number of people who test positive for the first time divided by all the people tested that day, excluding people who have previously tested positive.



Emergency department (ED) and freestanding ED (FSED) chief complaint and admission data for Okaloosa County



The Electronic Surveillance System for the Early Notification of Community-Based Epidemics (ESSENCE-FL) includes chief complaint data from 211 of 212 Florida EDs and 77 of 80 Florida FSEDs. Data are transmitted electronically to ESSENCE-FL daily or hourly.