

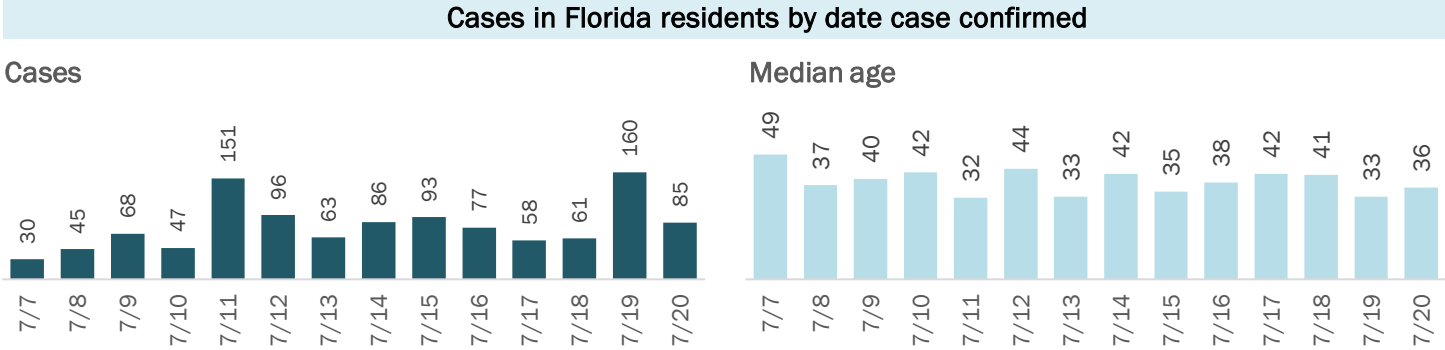
# COVID-19: summary for Okaloosa County

Data through Jul 20, 2020 verified as of Jul 21, 2020 at 09:25 AM

Data in this report are provisional and subject to change.

Cases: people with positive PCR or antigen test result

Total cases	2,062
Florida residents	2,039
Non-Florida residents	23
Gender for Florida residents	
Men	904
Women	1,087
Unknown	48
Age for Florida residents	
Range	0 - 103
Median age	38



Race, ethnicity	Cases	Hospitalizations	Deaths
White	971 48%	74 75%	12 75%
Hispanic	191 9%	17 17%	0 0%
Non-Hispanic	696 34%	57 58%	12 75%
Unknown ethnicity	84 4%	0 0%	0 0%
Black	179 9%	21 21%	4 25%
Hispanic	6 0%	0 0%	0 0%
Non-Hispanic	148 7%	20 20%	4 25%
Unknown ethnicity	25 1%	1 1%	0 0%
Other	159 8%	4 4%	0 0%
Hispanic	78 4%	2 2%	0 0%
Non-Hispanic	64 3%	2 2%	0 0%
Unknown ethnicity	17 1%	0 0%	0 0%
Unknown race	730 36%	0 0%	0 0%
Hispanic	18 1%	0 0%	0 0%
Non-Hispanic	10 0%	0 0%	0 0%
Unknown ethnicity	702 34%	0 0%	0 0%
Total	2,039	99	16

Outcomes for Florida residents		
Okaloosa		
Hospitalizations	99	(5% of all cases)
Deaths	16	(1% of all cases)
New deaths	1	

Statewide		
Hospitalizations	21,780	(6% of all cases)
Deaths	5,206	(1% of all cases)
New deaths	134	

New deaths are those identified since last report.

Cases in facility staff/residents		
Okaloosa		
Long-term care	154	(8% of all cases)
Correctional	11	(1% of all cases)

Statewide		
Long-term care	20,506	(6% of all cases)
Correctional	6,340	(2% of all cases)

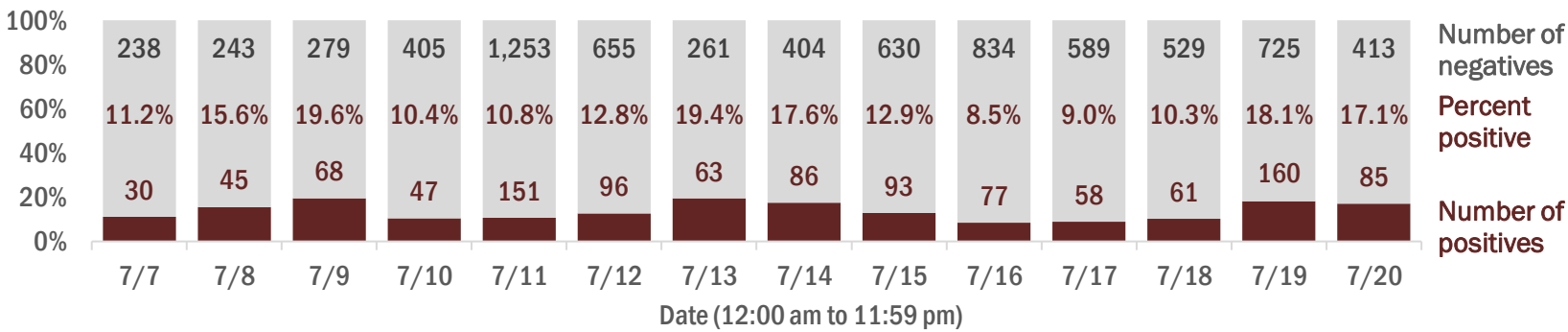
Age group	All cases	New cases (7/20)	Hospitalizations	Deaths
0-4 years	28 1%	3 4%	0 0%	0 0%
5-14 years	66 3%	4 5%	0 0%	0 0%
15-24 years	376 18%	14 16%	1 1%	0 0%
25-34 years	439 22%	18 21%	13 13%	2 13%
35-44 years	323 16%	18 21%	12 12%	0 0%
45-54 years	262 13%	9 11%	11 11%	1 6%
55-64 years	232 11%	8 9%	18 18%	2 13%
65-74 years	151 7%	8 9%	20 20%	1 6%
75-84 years	93 5%	2 2%	17 17%	4 25%
85+ years	67 3%	1 1%	7 7%	6 38%
Unknown	2 0%	0 0%	0 0%	0 0%
Total	2,039	85	99	16

**Hospitalization** counts include anyone who was hospitalized at some point during their illness. It does not reflect the number of people currently hospitalized.  
**Other race** includes any person with a race of American Indian/Alaskan native, Asian, native Hawaiian/Pacific Islander, or other.

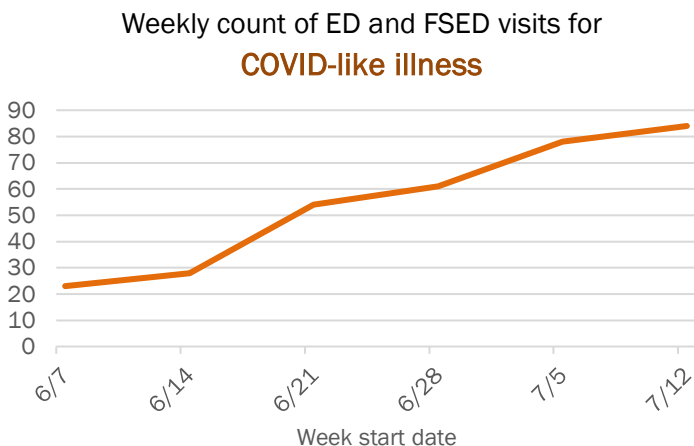
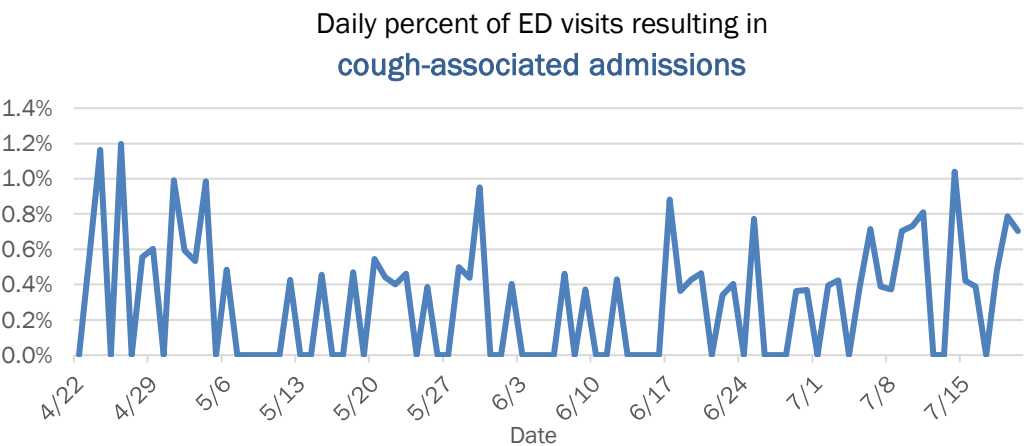
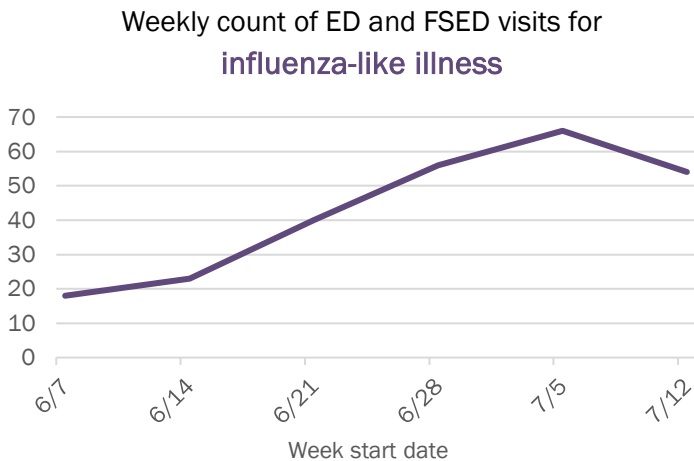
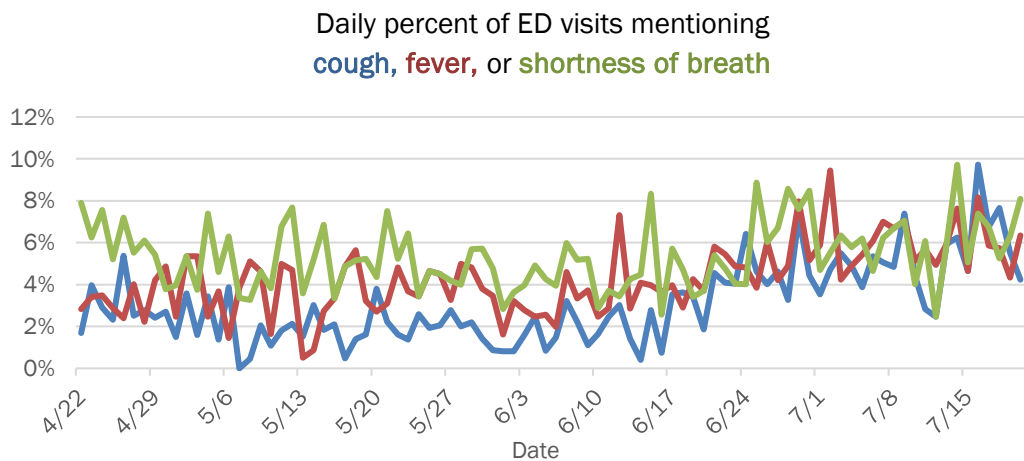
Laboratory testing for Florida residents and non-Florida residents over the past 2 weeks

Percent positivity for new cases

These counts include the number of people for whom the department received PCR or antigen laboratory results by day. This percent is the number of people who test positive for the first time divided by all the people tested that day, excluding people who have previously tested positive.



Emergency department (ED) and freestanding ED (FSED) chief complaint and admission data for Okaloosa County



The Electronic Surveillance System for the Early Notification of Community-Based Epidemics (ESSENCE-FL) includes chief complaint data from 211 of 212 Florida EDs and 77 of 80 Florida FSEDs. Data are transmitted electronically to ESSENCE-FL daily or hourly.