

# COVID-19: summary for Okaloosa County

Data through Jul 22, 2020 verified as of Jul 23, 2020 at 09:25 AM

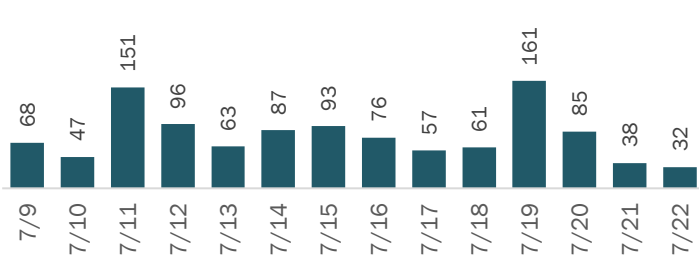
Data in this report are provisional and subject to change.

Cases: people with positive PCR or antigen test result

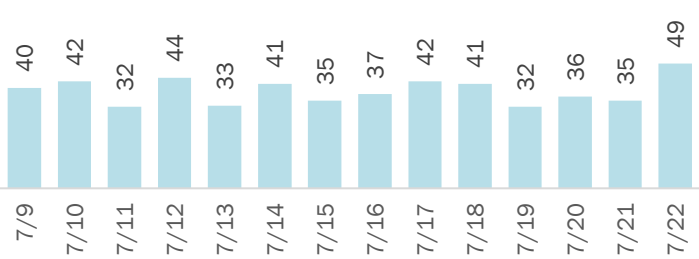
Total cases	2,134
Florida residents	2,109
Non-Florida residents	25
Gender for Florida residents	
Men	934
Women	1,131
Unknown	44
Age for Florida residents	
Range	0 - 103
Median age	38

Cases in Florida residents by date case confirmed

Cases



Median age



Race, ethnicity	Cases	Hospitalizations	Deaths
White	1,033 49%	74 75%	12 75%
Hispanic	196 9%	17 17%	0 0%
Non-Hispanic	740 35%	57 58%	12 75%
Unknown ethnicity	97 5%	0 0%	0 0%
Black	186 9%	21 21%	4 25%
Hispanic	6 0%	0 0%	0 0%
Non-Hispanic	155 7%	20 20%	4 25%
Unknown ethnicity	25 1%	1 1%	0 0%
Other	177 8%	4 4%	0 0%
Hispanic	82 4%	2 2%	0 0%
Non-Hispanic	75 4%	2 2%	0 0%
Unknown ethnicity	20 1%	0 0%	0 0%
Unknown race	713 34%	0 0%	0 0%
Hispanic	20 1%	0 0%	0 0%
Non-Hispanic	13 1%	0 0%	0 0%
Unknown ethnicity	680 32%	0 0%	0 0%
Total	2,109	99	16

Outcomes for Florida residents

Okaloosa		
Hospitalizations	99	(5% of all cases)
Deaths	16	(1% of all cases)
New deaths	0	

Statewide		
Hospitalizations	22,644	(6% of all cases)
Deaths	5,518	(1% of all cases)
New deaths	173	

New deaths are those identified since last report.

Cases in facility staff/residents		
Okaloosa		
Long-term care	173	(8% of all cases)
Correctional	14	(1% of all cases)

Statewide		
Long-term care	21,488	(6% of all cases)
Correctional	6,552	(2% of all cases)

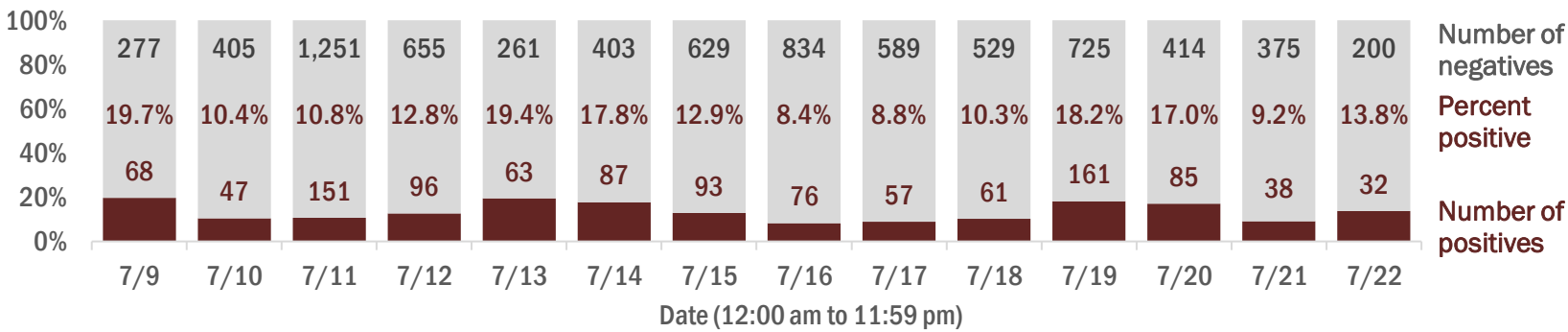
Age group	All cases	New cases (7/22)	Hospitalizations	Deaths
0-4 years	28 1%	0 0%	0 0%	0 0%
5-14 years	71 3%	2 6%	0 0%	0 0%
15-24 years	385 18%	2 6%	1 1%	0 0%
25-34 years	454 22%	6 19%	13 13%	2 13%
35-44 years	335 16%	5 16%	12 12%	0 0%
45-54 years	271 13%	3 9%	11 11%	1 6%
55-64 years	241 11%	4 13%	18 18%	2 13%
65-74 years	157 7%	6 19%	20 20%	1 6%
75-84 years	97 5%	3 9%	17 17%	4 25%
85+ years	68 3%	1 3%	7 7%	6 38%
Unknown	2 0%	0 0%	0 0%	0 0%
Total	2,109	32	99	16

**Hospitalization** counts include anyone who was hospitalized at some point during their illness. It does not reflect the number of people currently hospitalized.  
**Other race** includes any person with a race of American Indian/Alaskan native, Asian, native Hawaiian/Pacific Islander, or other.

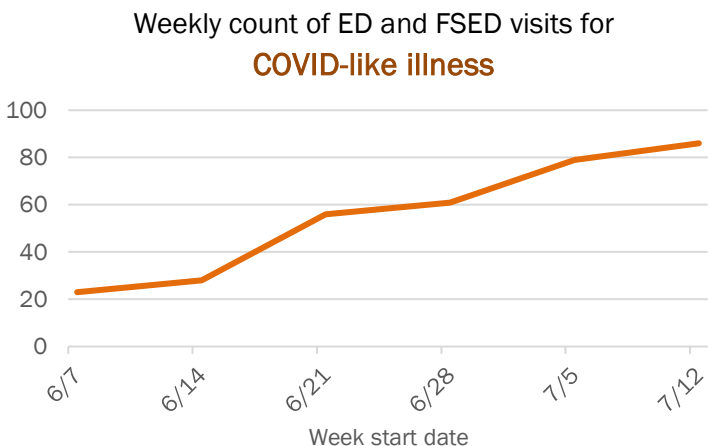
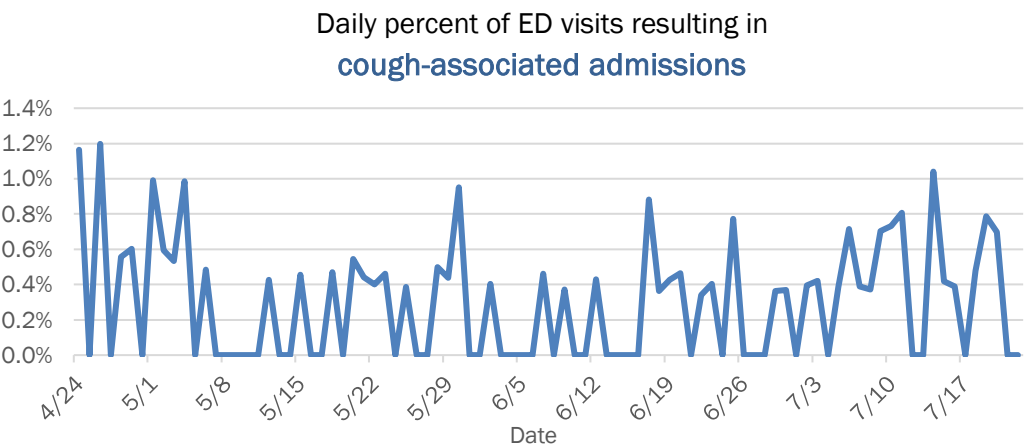
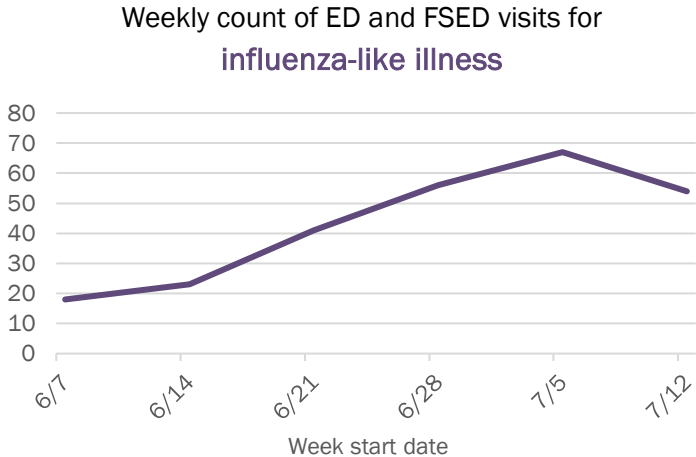
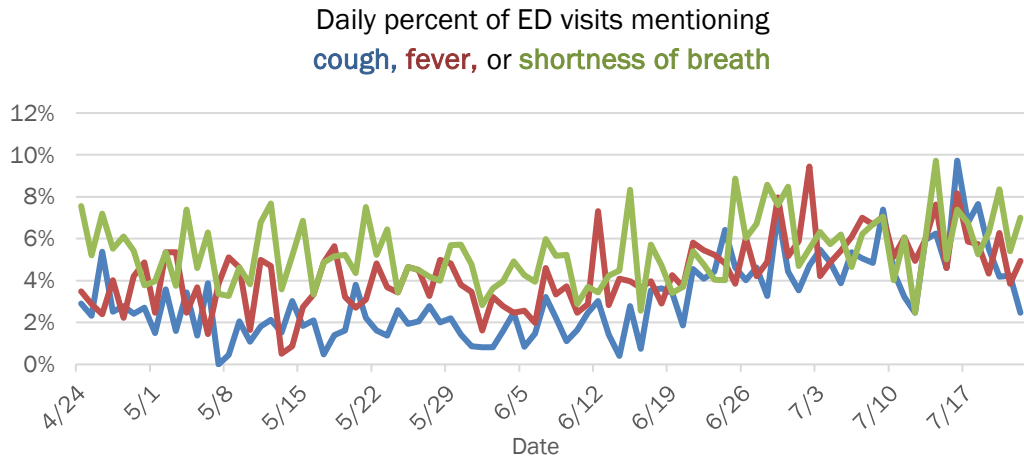
Laboratory testing for Florida residents and non-Florida residents over the past 2 weeks

Percent positivity for new cases

These counts include the number of people for whom the department received PCR or antigen laboratory results by day. This percent is the number of people who test positive for the first time divided by all the people tested that day, excluding people who have previously tested positive.



Emergency department (ED) and freestanding ED (FSED) chief complaint and admission data for Okaloosa County



The Electronic Surveillance System for the Early Notification of Community-Based Epidemics (ESSENCE-FL) includes chief complaint data from 211 of 212 Florida EDs and 77 of 80 Florida FSEDs. Data are transmitted electronically to ESSENCE-FL daily or hourly.