

COVID-19: summary for Okaloosa County

Data through Jul 23, 2020 verified as of Jul 24, 2020 at 09:25 AM

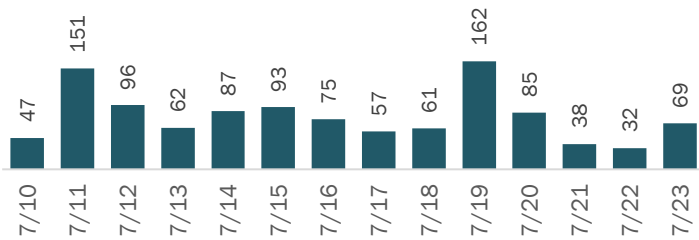
Data in this report are provisional and subject to change.

Cases: people with positive PCR or antigen test result

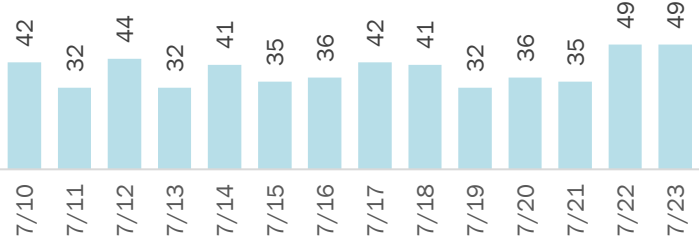
Total cases	2,202
Florida residents	2,177
Non-Florida residents	25
Gender for Florida residents	
Men	971
Women	1,163
Unknown	43
Age for Florida residents	
Range	0 - 103
Median age	38

Cases in Florida residents by date case confirmed

Cases



Median age



Race, ethnicity	Cases	Hospitalizations	Deaths
White	1,092 50%	75 72%	12 75%
Hispanic	200 9%	17 16%	0 0%
Non-Hispanic	791 36%	58 56%	12 75%
Unknown ethnicity	101 5%	0 0%	0 0%
Black	191 9%	23 22%	4 25%
Hispanic	6 0%	0 0%	0 0%
Non-Hispanic	160 7%	22 21%	4 25%
Unknown ethnicity	25 1%	1 1%	0 0%
Other	196 9%	5 5%	0 0%
Hispanic	90 4%	2 2%	0 0%
Non-Hispanic	85 4%	3 3%	0 0%
Unknown ethnicity	21 1%	0 0%	0 0%
Unknown race	698 32%	1 1%	0 0%
Hispanic	19 1%	0 0%	0 0%
Non-Hispanic	12 1%	0 0%	0 0%
Unknown ethnicity	667 31%	1 1%	0 0%
Total	2,177	104	16

Outcomes for Florida residents

Okaloosa		
Hospitalizations	104	(5% of all cases)
Deaths	16	(1% of all cases)
New deaths	0	

Statewide

Hospitalizations	23,225	(6% of all cases)
Deaths	5,653	(1% of all cases)
New deaths	135	

New deaths are those identified since last report.

Cases in facility staff/residents

Okaloosa		
Long-term care	181	(8% of all cases)
Correctional	14	(1% of all cases)

Statewide

Long-term care	22,173	(6% of all cases)
Correctional	7,061	(2% of all cases)

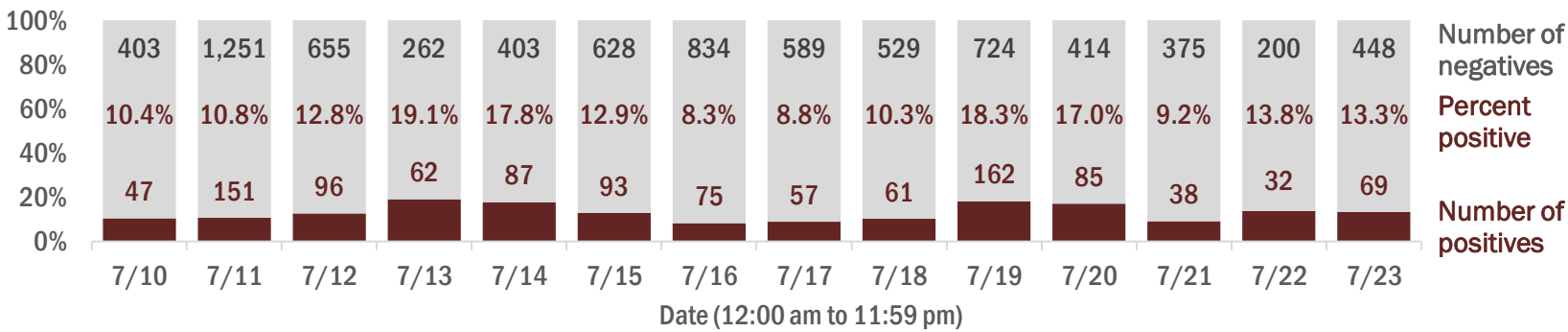
Age group	All cases	New cases (7/23)	Hospitalizations	Deaths
0-4 years	28 1%	0 0%	0 0%	0 0%
5-14 years	73 3%	2 3%	0 0%	0 0%
15-24 years	394 18%	8 12%	2 2%	0 0%
25-34 years	465 21%	11 16%	13 13%	2 13%
35-44 years	344 16%	10 14%	13 13%	0 0%
45-54 years	277 13%	6 9%	11 11%	1 6%
55-64 years	251 12%	10 14%	21 20%	2 13%
65-74 years	169 8%	13 19%	20 19%	1 6%
75-84 years	102 5%	5 7%	17 16%	4 25%
85+ years	72 3%	4 6%	7 7%	6 38%
Unknown	2 0%	0 0%	0 0%	0 0%
Total	2,177	69	104	16

Hospitalization counts include anyone who was hospitalized at some point during their illness. It does not reflect the number of people currently hospitalized.
Other race includes any person with a race of American Indian/Alaskan native, Asian, native Hawaiian/Pacific Islander, or other.

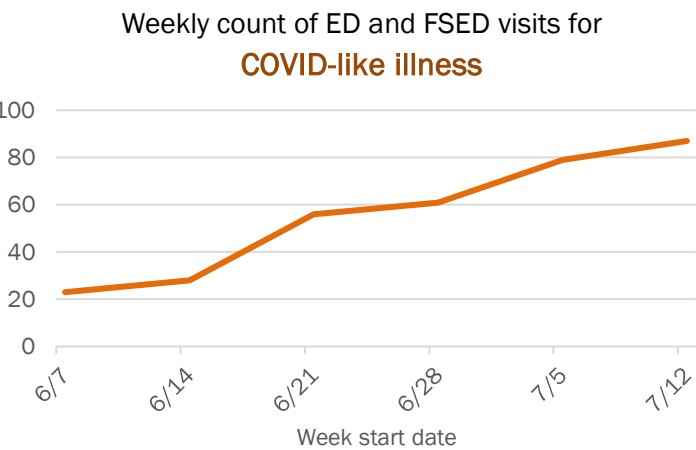
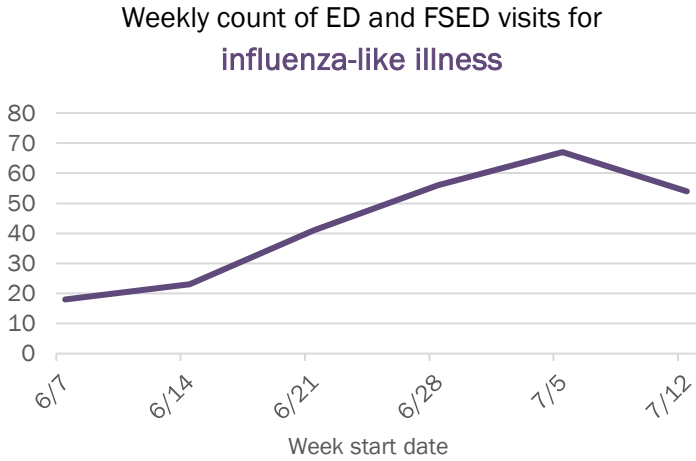
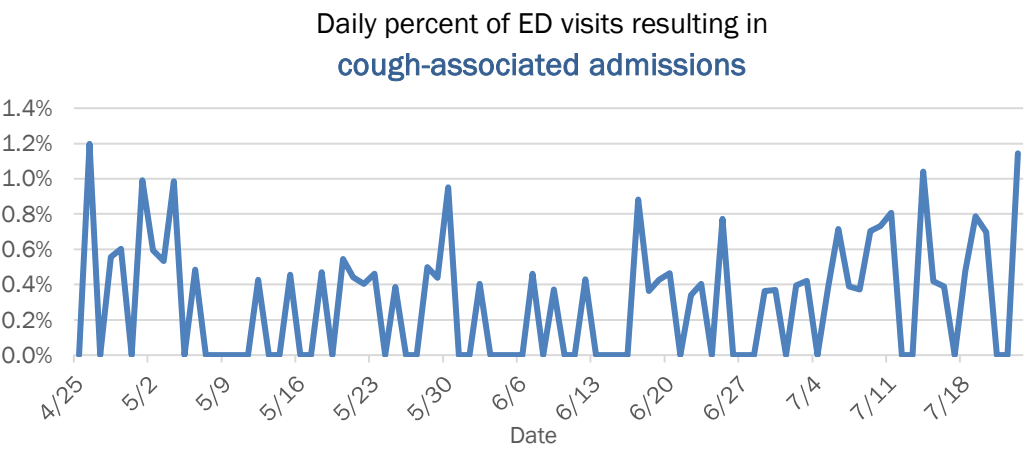
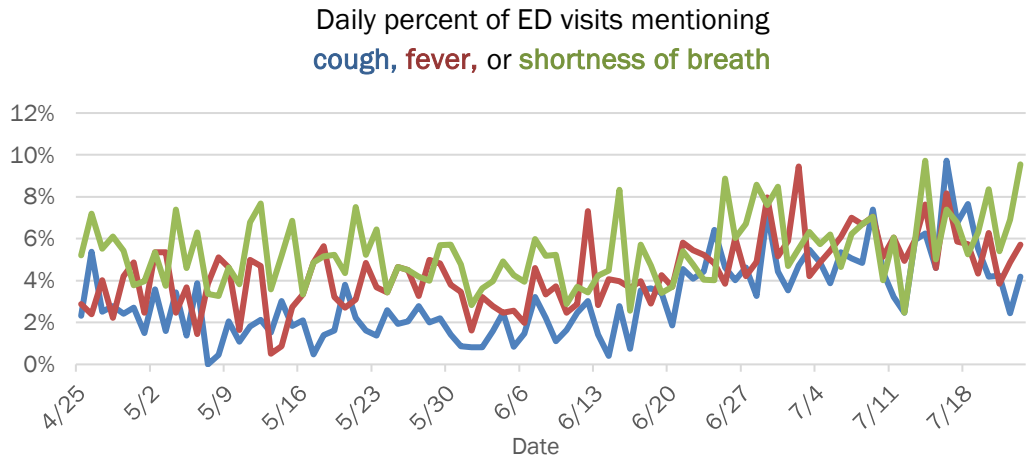
Laboratory testing for Florida residents and non-Florida residents over the past 2 weeks

Percent positivity for new cases

These counts include the number of people for whom the department received PCR or antigen laboratory results by day. This percent is the number of people who test positive for the first time divided by all the people tested that day, excluding people who have previously tested positive.



Emergency department (ED) and freestanding ED (FSED) chief complaint and admission data for Okaloosa County



The Electronic Surveillance System for the Early Notification of Community-Based Epidemics (ESSENCE-FL) includes chief complaint data from 211 of 212 Florida EDs and 77 of 80 Florida FSEDs. Data are transmitted electronically to ESSENCE-FL daily or hourly.