

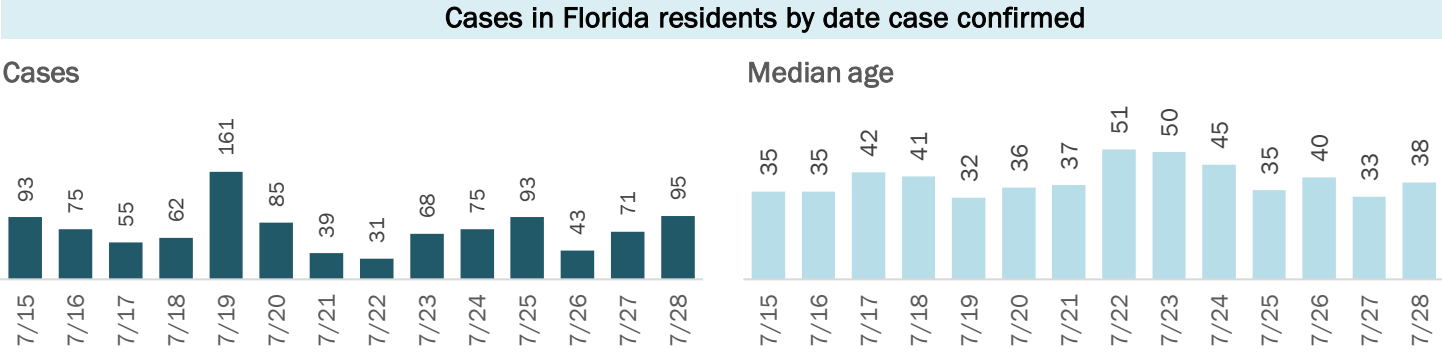
COVID-19: summary for Okaloosa County

Data through Jul 28, 2020 verified as of Jul 29, 2020 at 09:25 AM

Data in this report are provisional and subject to change.

Cases: people with positive PCR or antigen test result

Total cases	2,577
Florida residents	2,551
Non-Florida residents	26
Gender for Florida residents	
Men	1,155
Women	1,359
Unknown	37
Age for Florida residents	
Range	0 - 103
Median age	38



Race, ethnicity	Cases	Hospitalizations	Deaths
White	1,271 50%	85 71%	16 73%
Hispanic	213 8%	18 15%	0 0%
Non-Hispanic	950 37%	66 55%	12 55%
Unknown ethnicity	108 4%	1 1%	4 18%
Black	230 9%	24 20%	5 23%
Hispanic	6 0%	0 0%	0 0%
Non-Hispanic	198 8%	23 19%	4 18%
Unknown ethnicity	26 1%	1 1%	1 5%
Other	348 14%	8 7%	1 5%
Hispanic	134 5%	4 3%	1 5%
Non-Hispanic	180 7%	4 3%	0 0%
Unknown ethnicity	34 1%	0 0%	0 0%
Unknown race	702 28%	2 2%	0 0%
Hispanic	16 1%	0 0%	0 0%
Non-Hispanic	12 0%	0 0%	0 0%
Unknown ethnicity	674 26%	2 2%	0 0%
Total	2,551	119	22

Outcomes for Florida residents		
Okaloosa		
Hospitalizations	119	(5% of all cases)
Deaths	22	(1% of all cases)
New deaths	2	

Statewide		
Hospitalizations	25,499	(6% of all cases)
Deaths	6,333	(1% of all cases)
New deaths	216	

New deaths are those identified since last report.

Cases in facility staff/residents		
Okaloosa		
Long-term care	231	(9% of all cases)
Correctional	24	(1% of all cases)

Statewide		
Long-term care	25,020	(6% of all cases)
Correctional	8,985	(2% of all cases)

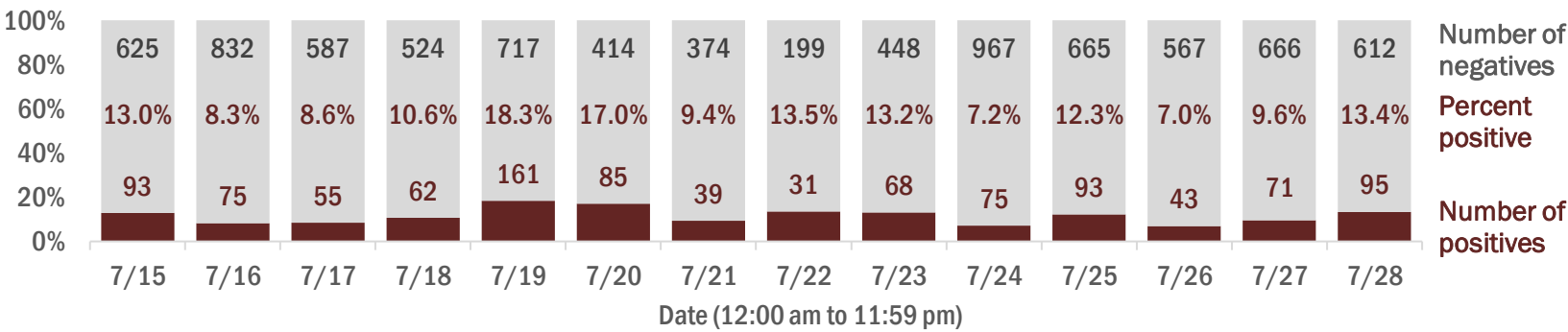
Age group	All cases	New cases (7/28)	Hospitalizations	Deaths
0-4 years	31 1%	0 0%	0 0%	0 0%
5-14 years	91 4%	5 5%	1 1%	0 0%
15-24 years	468 18%	18 19%	4 3%	0 0%
25-34 years	541 21%	19 20%	14 12%	2 9%
35-44 years	399 16%	17 18%	14 12%	0 0%
45-54 years	339 13%	21 22%	14 12%	1 5%
55-64 years	289 11%	3 3%	22 18%	2 9%
65-74 years	198 8%	9 9%	21 18%	1 5%
75-84 years	114 4%	3 3%	21 18%	6 27%
85+ years	77 3%	0 0%	8 7%	10 45%
Unknown	4 0%	0 0%	0 0%	0 0%
Total	2,551	95	119	22

Hospitalization counts include anyone who was hospitalized at some point during their illness. It does not reflect the number of people currently hospitalized.
Other race includes any person with a race of American Indian/Alaskan native, Asian, native Hawaiian/Pacific Islander, or other.

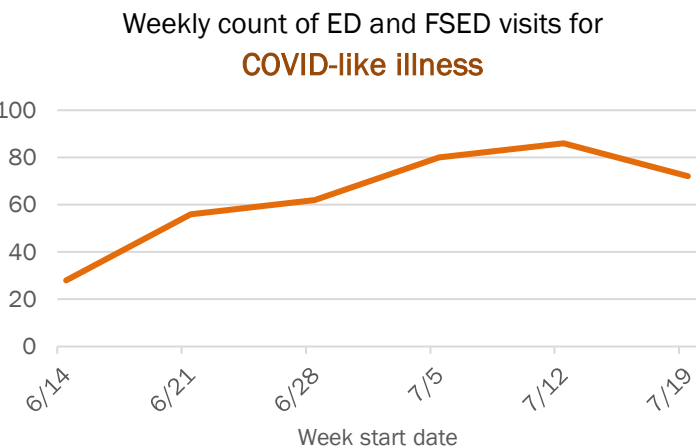
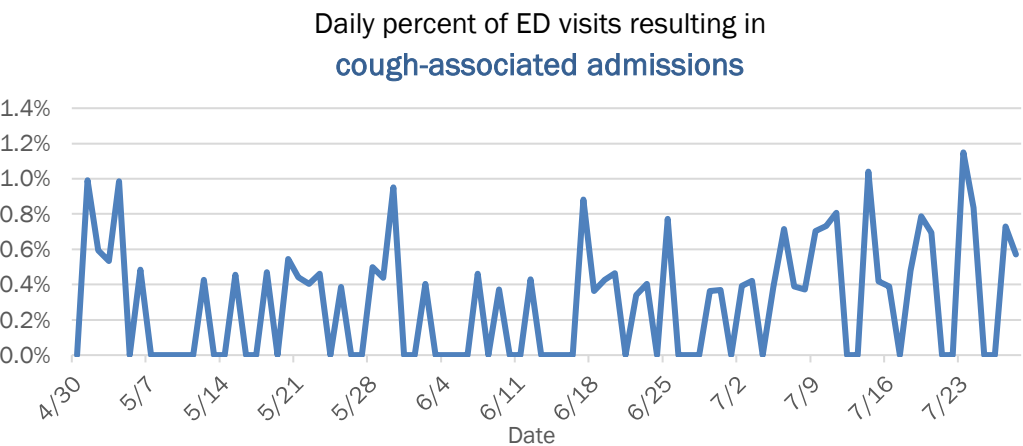
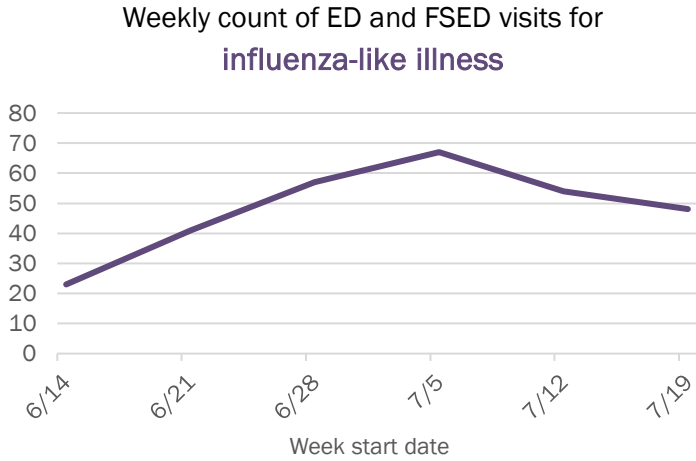
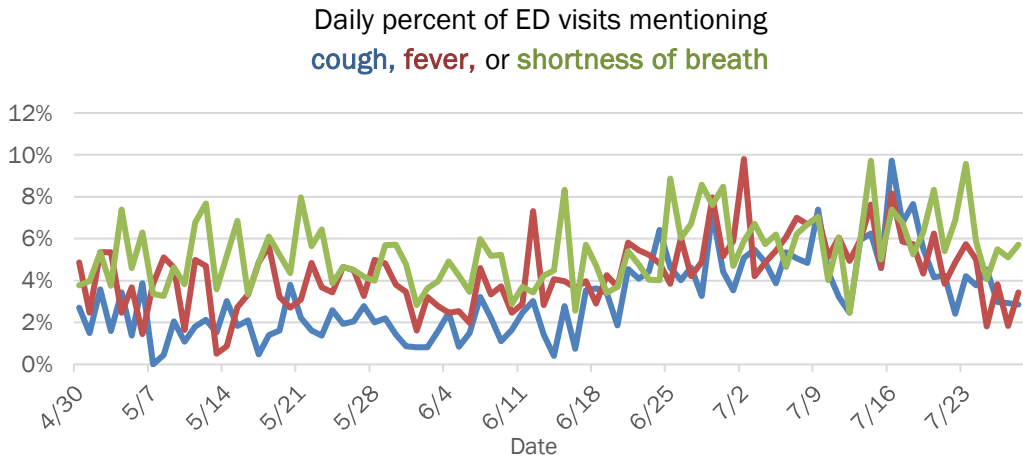
Laboratory testing for Florida residents and non-Florida residents over the past 2 weeks

Percent positivity for new cases

These counts include the number of people for whom the department received PCR or antigen laboratory results by day. This percent is the number of people who test positive for the first time divided by all the people tested that day, excluding people who have previously tested positive.



Emergency department (ED) and freestanding ED (FSED) chief complaint and admission data for Okaloosa County



The Electronic Surveillance System for the Early Notification of Community-Based Epidemics (ESSENCE-FL) includes chief complaint data from 211 of 212 Florida EDs and 77 of 80 Florida FSEDs. Data are transmitted electronically to ESSENCE-FL daily or hourly.