

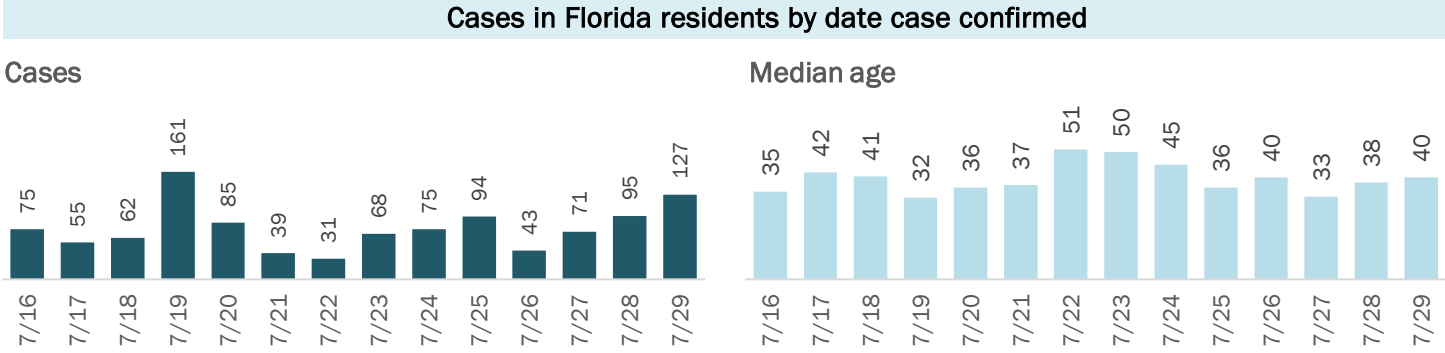
COVID-19: summary for Okaloosa County

Data through Jul 29, 2020 verified as of Jul 30, 2020 at 09:25 AM

Data in this report are provisional and subject to change.

Cases: people with positive PCR or antigen test result

Total cases	2,704
Florida residents	2,678
Non-Florida residents	26
Gender for Florida residents	
Men	1,209
Women	1,429
Unknown	40
Age for Florida residents	
Range	0 - 103
Median age	38



Race, ethnicity	Cases	Hospitalizations	Deaths
White	1,298 48%	88 72%	18 75%
Hispanic	213 8%	18 15%	0 0%
Non-Hispanic	973 36%	68 56%	14 58%
Unknown ethnicity	112 4%	2 2%	4 17%
Black	240 9%	24 20%	5 21%
Hispanic	6 0%	0 0%	0 0%
Non-Hispanic	213 8%	23 19%	4 17%
Unknown ethnicity	21 1%	1 1%	1 4%
Other	408 15%	8 7%	1 4%
Hispanic	135 5%	4 3%	1 4%
Non-Hispanic	227 8%	4 3%	0 0%
Unknown ethnicity	46 2%	0 0%	0 0%
Unknown race	732 27%	2 2%	0 0%
Hispanic	18 1%	0 0%	0 0%
Non-Hispanic	13 0%	0 0%	0 0%
Unknown ethnicity	701 26%	2 2%	0 0%
Total	2,678	122	24

Outcomes for Florida residents		
Okaloosa		
Hospitalizations	122	(5% of all cases)
Deaths	24	(1% of all cases)
New deaths	2	

Statewide		
Hospitalizations	26,017	(6% of all cases)
Deaths	6,586	(1% of all cases)
New deaths	253	

New deaths are those identified since last report.

Cases in facility staff/residents		
Okaloosa		
Long-term care	237	(9% of all cases)
Correctional	33	(1% of all cases)

Statewide		
Long-term care	25,630	(6% of all cases)
Correctional	9,547	(2% of all cases)

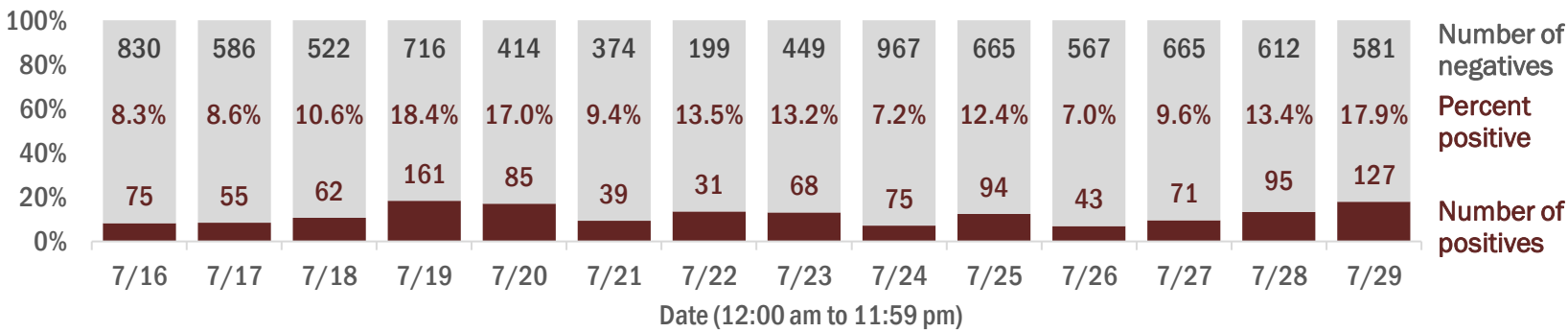
Age group	All cases	New cases (7/29)	Hospitalizations	Deaths
0-4 years	31 1%	0 0%	0 0%	0 0%
5-14 years	93 3%	2 2%	1 1%	0 0%
15-24 years	492 18%	24 19%	4 3%	0 0%
25-34 years	561 21%	21 17%	14 11%	2 8%
35-44 years	427 16%	28 22%	14 11%	0 0%
45-54 years	366 14%	27 21%	14 11%	1 4%
55-64 years	304 11%	15 12%	23 19%	2 8%
65-74 years	202 8%	4 3%	22 18%	1 4%
75-84 years	117 4%	3 2%	22 18%	7 29%
85+ years	81 3%	3 2%	8 7%	11 46%
Unknown	4 0%	0 0%	0 0%	0 0%
Total	2,678	127	122	24

Hospitalization counts include anyone who was hospitalized at some point during their illness. It does not reflect the number of people currently hospitalized.
Other race includes any person with a race of American Indian/Alaskan native, Asian, native Hawaiian/Pacific Islander, or other.

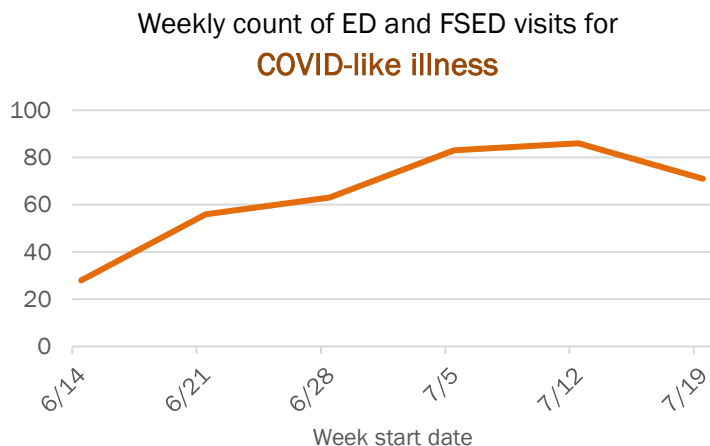
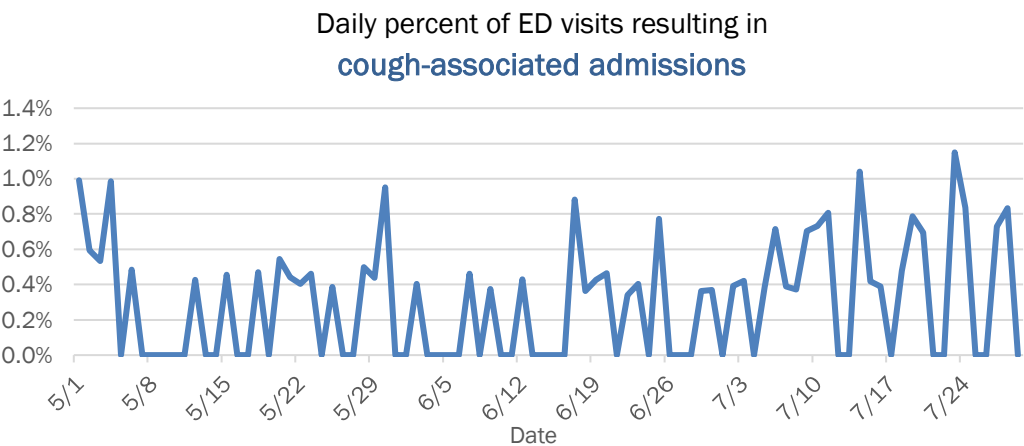
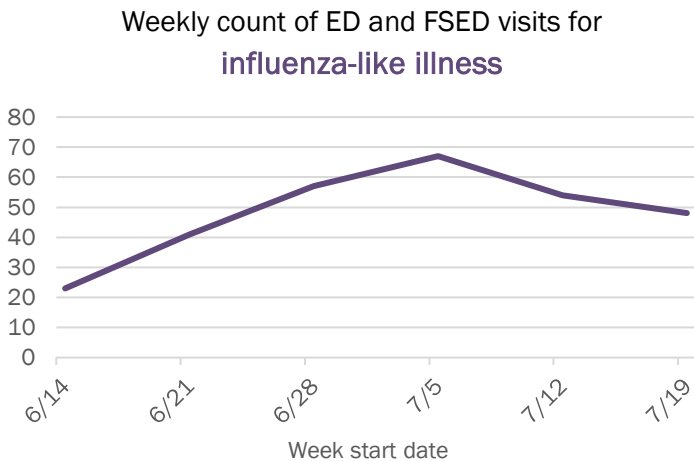
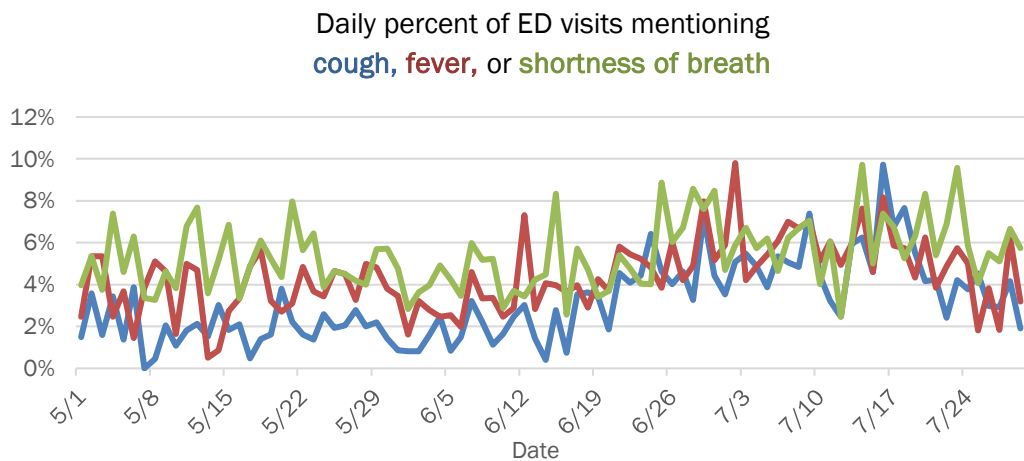
Laboratory testing for Florida residents and non-Florida residents over the past 2 weeks

Percent positivity for new cases

These counts include the number of people for whom the department received PCR or antigen laboratory results by day. This percent is the number of people who test positive for the first time divided by all the people tested that day, excluding people who have previously tested positive.



Emergency department (ED) and freestanding ED (FSED) chief complaint and admission data for Okaloosa County



The Electronic Surveillance System for the Early Notification of Community-Based Epidemics (ESSENCE-FL) includes chief complaint data from 211 of 212 Florida EDs and 77 of 80 Florida FSEDs. Data are transmitted electronically to ESSENCE-FL daily or hourly.