

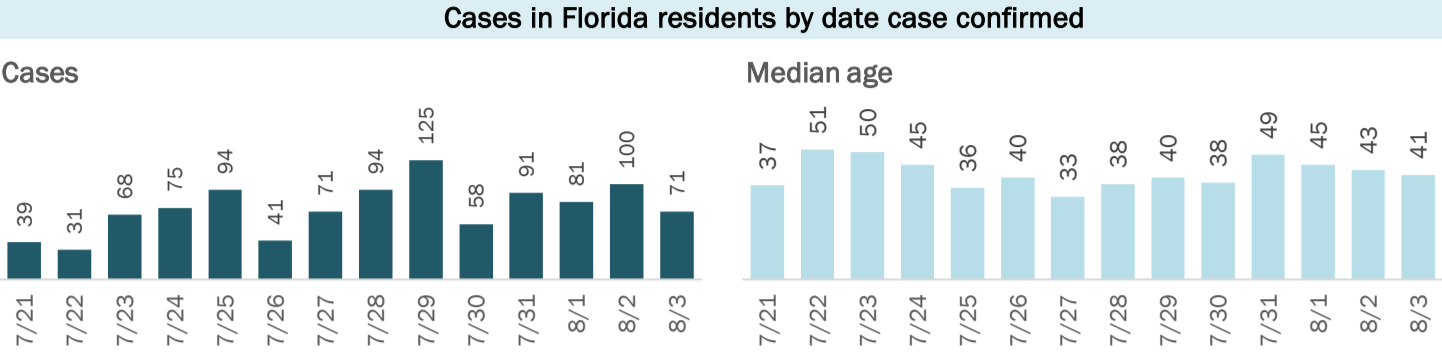
COVID-19: summary for Okaloosa County

Data through Aug 3, 2020 verified as of Aug 4, 2020 at 09:25 AM

Data in this report are provisional and subject to change.

Cases: people with positive PCR or antigen test result

| | |
|------------------------------|---------|
| Total cases | 3,106 |
| Florida residents | 3,076 |
| Non-Florida residents | 30 |
| Gender for Florida residents | |
| Men | 1,391 |
| Women | 1,647 |
| Unknown | 38 |
| Age for Florida residents | |
| Range | 0 - 103 |
| Median age | 39 |



| Race, ethnicity | Cases | Hospitalizations | Deaths |
|-------------------|-----------|------------------|--------|
| White | 1,531 50% | 99 70% | 26 76% |
| Hispanic | 235 8% | 18 13% | 1 3% |
| Non-Hispanic | 1,183 38% | 79 56% | 21 62% |
| Unknown ethnicity | 113 4% | 2 1% | 4 12% |
| Black | 274 9% | 31 22% | 7 21% |
| Hispanic | 7 0% | 0 0% | 0 0% |
| Non-Hispanic | 244 8% | 30 21% | 6 18% |
| Unknown ethnicity | 23 1% | 1 1% | 1 3% |
| Other | 487 16% | 9 6% | 1 3% |
| Hispanic | 151 5% | 4 3% | 1 3% |
| Non-Hispanic | 291 9% | 5 4% | 0 0% |
| Unknown ethnicity | 45 1% | 0 0% | 0 0% |
| Unknown race | 784 25% | 3 2% | 0 0% |
| Hispanic | 16 1% | 0 0% | 0 0% |
| Non-Hispanic | 14 0% | 0 0% | 0 0% |
| Unknown ethnicity | 754 25% | 3 2% | 0 0% |
| Total | 3,076 | 142 | 34 |

Outcomes for Florida residents

| | | |
|------------------|-----|-------------------|
| Okaloosa | | |
| Hospitalizations | 142 | (5% of all cases) |
| Deaths | 34 | (1% of all cases) |
| New deaths | 4 | |

| | | |
|------------------|--------|-------------------|
| Statewide | | |
| Hospitalizations | 27,952 | (6% of all cases) |
| Deaths | 7,402 | (2% of all cases) |
| New deaths | 245 | |

New deaths are those identified since last report.

Cases in facility staff/residents

| | | |
|----------------|-----|-------------------|
| Okaloosa | | |
| Long-term care | 291 | (9% of all cases) |
| Correctional | 44 | (1% of all cases) |

| | | |
|----------------|--------|-------------------|
| Statewide | | |
| Long-term care | 27,939 | (6% of all cases) |
| Correctional | 11,069 | (2% of all cases) |

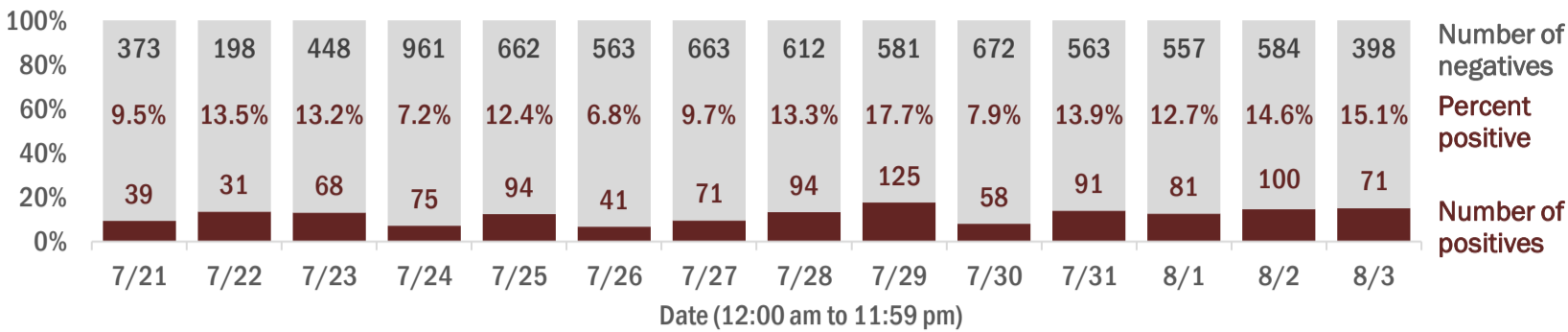
| Age group | All cases | New cases (8/03) | Hospitalizations | Deaths |
|-------------|-----------|------------------|------------------|--------|
| 0-4 years | 34 1% | 0 0% | 0 0% | 0 0% |
| 5-14 years | 107 3% | 6 8% | 1 1% | 0 0% |
| 15-24 years | 542 18% | 10 14% | 4 3% | 0 0% |
| 25-34 years | 643 21% | 11 15% | 15 11% | 2 6% |
| 35-44 years | 489 16% | 12 17% | 19 13% | 0 0% |
| 45-54 years | 423 14% | 11 15% | 14 10% | 1 3% |
| 55-64 years | 358 12% | 11 15% | 25 18% | 4 12% |
| 65-74 years | 239 8% | 5 7% | 29 20% | 2 6% |
| 75-84 years | 139 5% | 3 4% | 25 18% | 11 32% |
| 85+ years | 97 3% | 2 3% | 10 7% | 14 41% |
| Unknown | 5 0% | 0 0% | 0 0% | 0 0% |
| Total | 3,076 | 71 | 142 | 34 |

Hospitalization counts include anyone who was hospitalized at some point during their illness. It does not reflect the number of people currently hospitalized.
Other race includes any person with a race of American Indian/Alaskan native, Asian, native Hawaiian/Pacific Islander, or other.

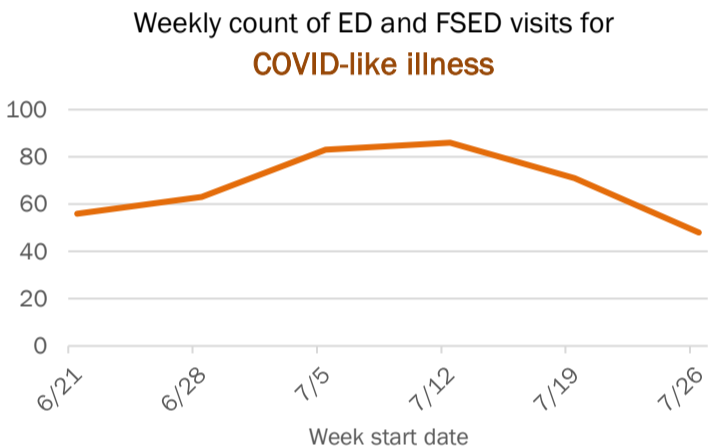
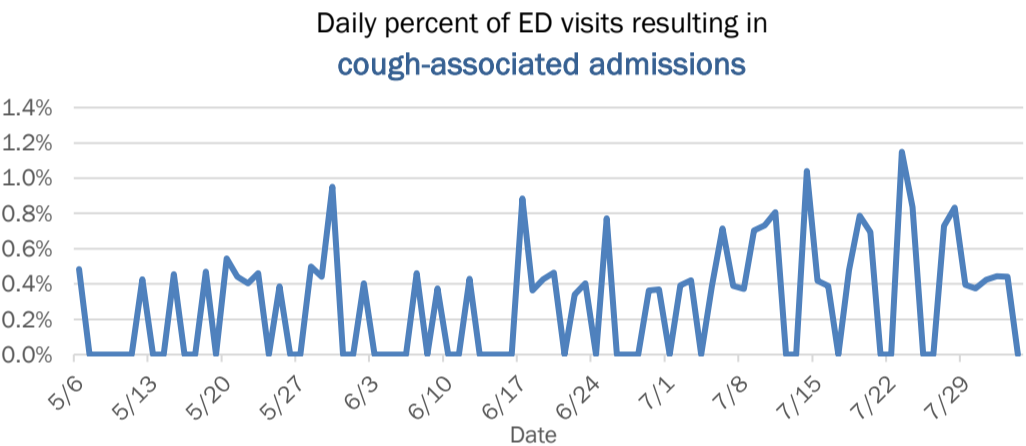
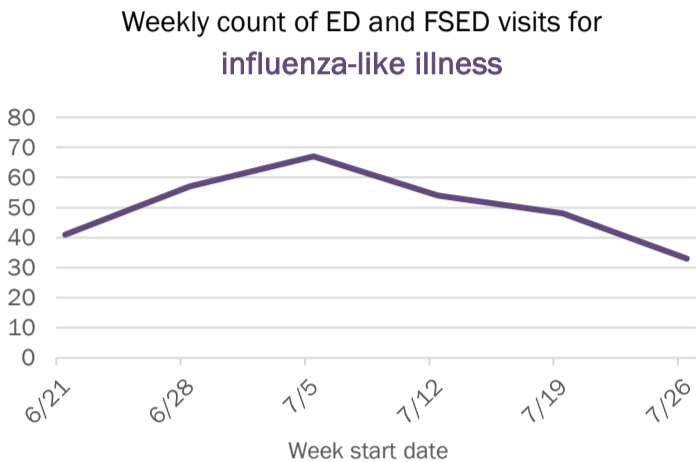
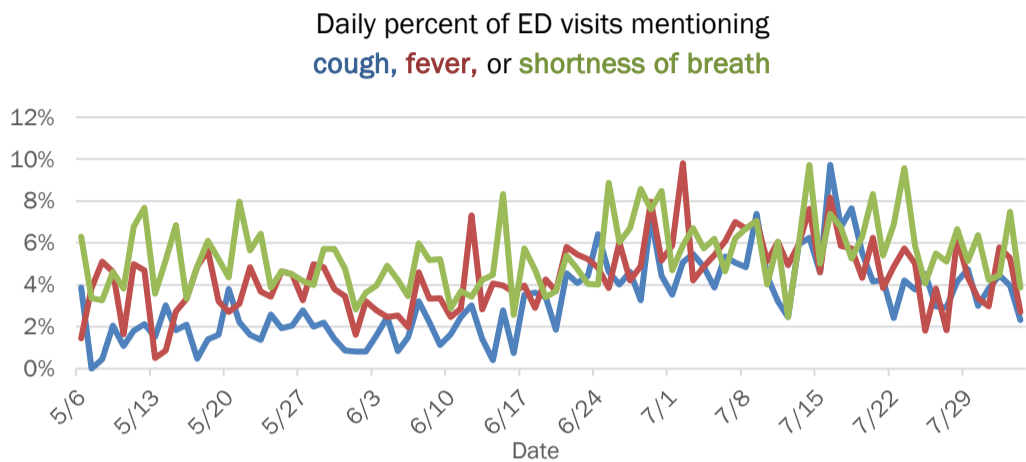
Laboratory testing for Florida residents and non-Florida residents over the past 2 weeks

Percent positivity for new cases

These counts include the number of people for whom the department received PCR or antigen laboratory results by day. This percent is the number of people who test positive for the first time divided by all the people tested that day, excluding people who have previously tested positive.



Emergency department (ED) and freestanding ED (FSED) chief complaint and admission data for Okaloosa County



The Electronic Surveillance System for the Early Notification of Community-Based Epidemics (ESSENCE-FL) includes chief complaint data from 211 of 212 Florida EDs and 77 of 80 Florida FSEDs. Data are transmitted electronically to ESSENCE-FL daily or hourly.