

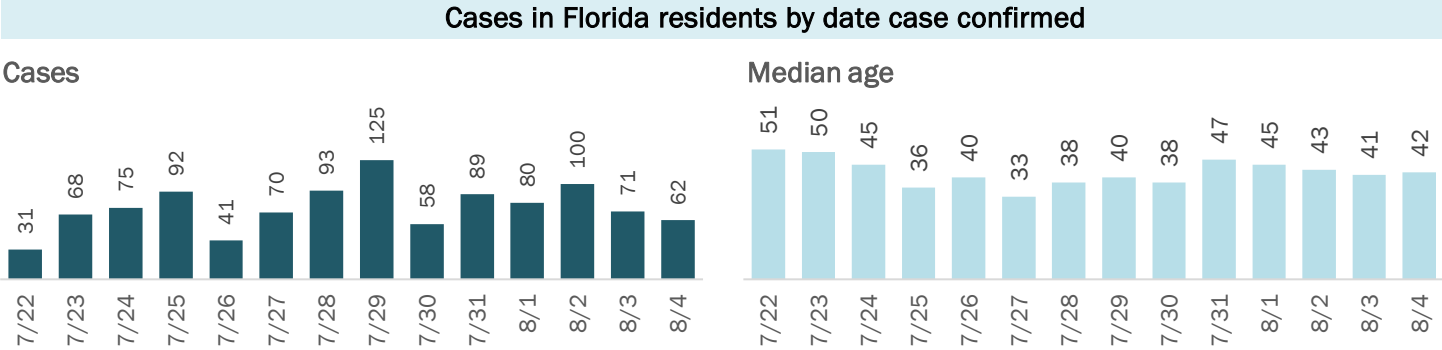
COVID-19: summary for Okaloosa County

Data through Aug 4, 2020 verified as of Aug 5, 2020 at 09:25 AM

Data in this report are provisional and subject to change.

Cases: people with positive PCR or antigen test result

Total cases	3,160
Florida residents	3,130
Non-Florida residents	30
Gender for Florida residents	
Men	1,410
Women	1,679
Unknown	41
Age for Florida residents	
Range	0 - 103
Median age	39



Race, ethnicity	Cases	Hospitalizations	Deaths
White	1,591 51%	100 70%	26 76%
Hispanic	237 8%	18 13%	1 3%
Non-Hispanic	1,240 40%	80 56%	21 62%
Unknown ethnicity	114 4%	2 1%	4 12%
Black	284 9%	31 22%	7 21%
Hispanic	7 0%	0 0%	0 0%
Non-Hispanic	253 8%	30 21%	6 18%
Unknown ethnicity	24 1%	1 1%	1 3%
Other	488 16%	9 6%	1 3%
Hispanic	159 5%	4 3%	1 3%
Non-Hispanic	288 9%	5 3%	0 0%
Unknown ethnicity	41 1%	0 0%	0 0%
Unknown race	767 25%	3 2%	0 0%
Hispanic	16 1%	0 0%	0 0%
Non-Hispanic	16 1%	0 0%	0 0%
Unknown ethnicity	735 23%	3 2%	0 0%
Total	3,130	143	34

Outcomes for Florida residents		
Okaloosa		
Hospitalizations	143	(5% of all cases)
Deaths	34	(1% of all cases)
New deaths	0	

Statewide		
Hospitalizations	28,573	(6% of all cases)
Deaths	7,627	(2% of all cases)
New deaths	225	

New deaths are those identified since last report.

Cases in facility staff/residents		
Okaloosa		
Long-term care	302	(10% of all cases)
Correctional	45	(1% of all cases)

Statewide		
Long-term care	28,532	(6% of all cases)
Correctional	11,680	(2% of all cases)

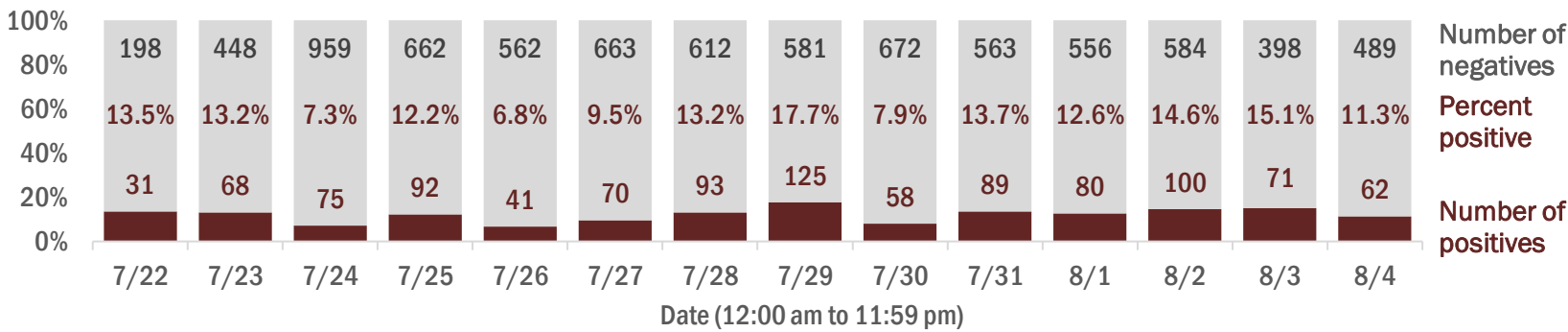
Age group	All cases	New cases (8/04)	Hospitalizations	Deaths
0-4 years	34 1%	0 0%	0 0%	0 0%
5-14 years	112 4%	5 8%	1 1%	0 0%
15-24 years	545 17%	6 10%	4 3%	0 0%
25-34 years	651 21%	9 15%	15 10%	2 6%
35-44 years	499 16%	11 18%	19 13%	0 0%
45-54 years	428 14%	6 10%	14 10%	1 3%
55-64 years	370 12%	12 19%	25 17%	4 12%
65-74 years	246 8%	6 10%	29 20%	2 6%
75-84 years	141 5%	3 5%	25 17%	11 32%
85+ years	100 3%	3 5%	11 8%	14 41%
Unknown	4 0%	1 2%	0 0%	0 0%
Total	3,130	62	143	34

Hospitalization counts include anyone who was hospitalized at some point during their illness. It does not reflect the number of people currently hospitalized.
Other race includes any person with a race of American Indian/Alaskan native, Asian, native Hawaiian/Pacific Islander, or other.

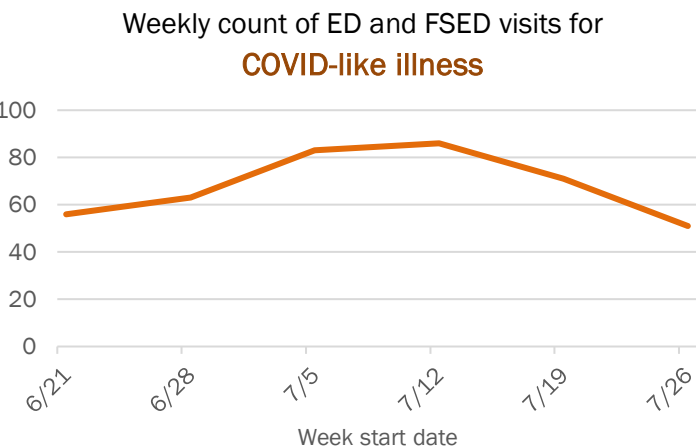
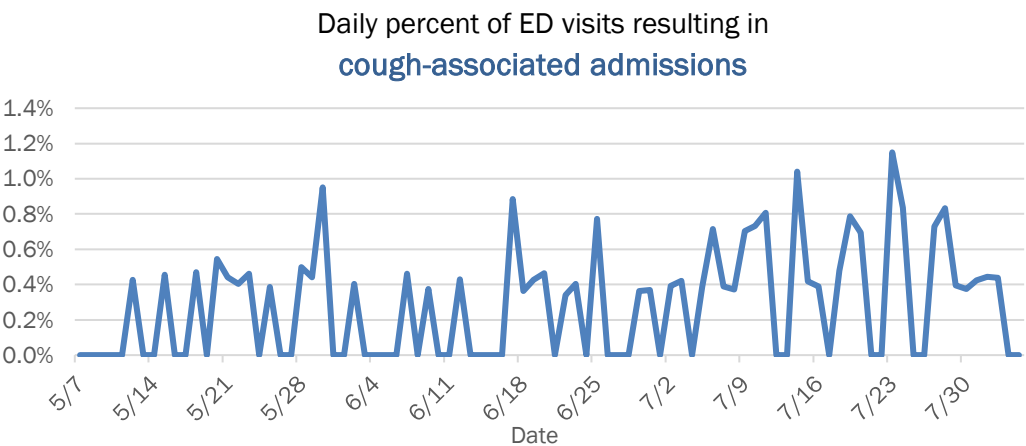
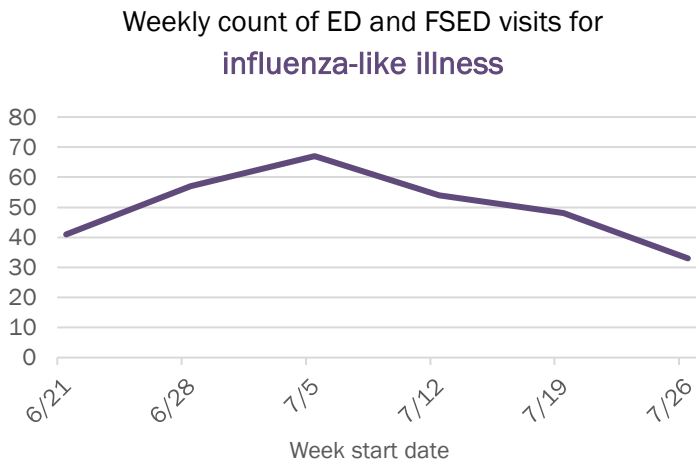
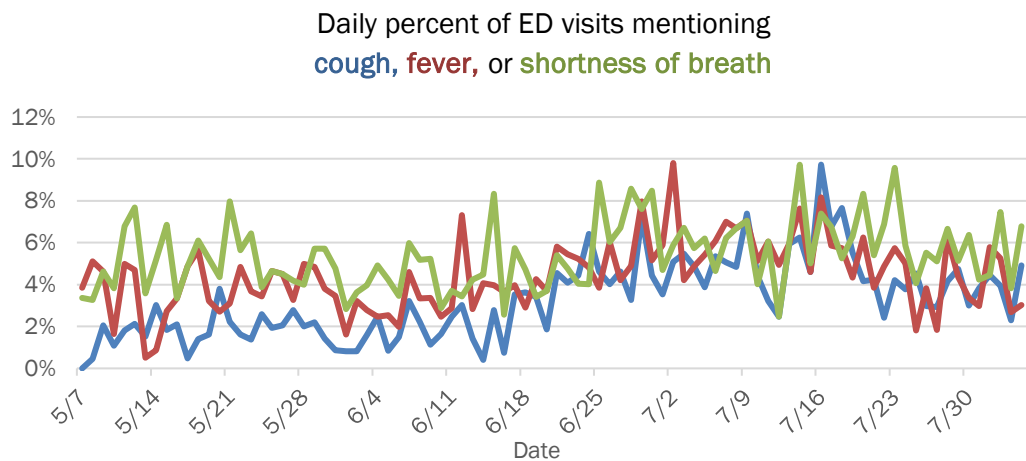
Laboratory testing for Florida residents and non-Florida residents over the past 2 weeks

Percent positivity for new cases

These counts include the number of people for whom the department received PCR or antigen laboratory results by day. This percent is the number of people who test positive for the first time divided by all the people tested that day, excluding people who have previously tested positive.



Emergency department (ED) and freestanding ED (FSED) chief complaint and admission data for Okaloosa County



The Electronic Surveillance System for the Early Notification of Community-Based Epidemics (ESSENCE-FL) includes chief complaint data from 211 of 212 Florida EDs and 77 of 80 Florida FSEDs. Data are transmitted electronically to ESSENCE-FL daily or hourly.