

# COVID-19: summary for Okaloosa County

Data through Aug 6, 2020 verified as of Aug 7, 2020 at 09:25 AM

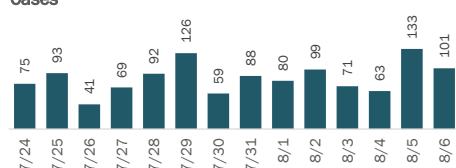
Data in this report are provisional and subject to change.

## Cases: people with positive PCR or antigen test result

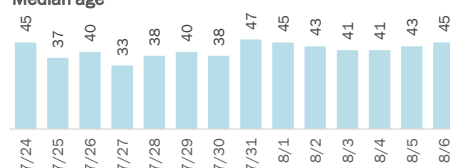
<b>Total cases</b>	<b>3,391</b>
Florida residents	3,362
Non-Florida residents	29
<b>Gender for Florida residents</b>	
Men	1,503
Women	1,802
Unknown	57
<b>Age for Florida residents</b>	
Range	0 - 103
Median age	39

## Cases in Florida residents by date case confirmed

Cases



Median age



Race, ethnicity	Cases	Hospitalizations	Deaths
White	1,692 50%	107 70%	30 79%
Hispanic	243 7%	18 12%	1 3%
Non-Hispanic	1,328 40%	87 57%	24 63%
Unknown ethnicity	121 4%	2 1%	5 13%
Black	305 9%	32 21%	7 18%
Hispanic	7 0%	0 0%	0 0%
Non-Hispanic	273 8%	31 20%	6 16%
Unknown ethnicity	25 1%	1 1%	1 3%
Other	602 18%	9 6%	1 3%
Hispanic	175 5%	4 3%	1 3%
Non-Hispanic	379 11%	5 3%	0 0%
Unknown ethnicity	48 1%	0 0%	0 0%
Unknown race	763 23%	5 3%	0 0%
Hispanic	17 1%	0 0%	0 0%
Non-Hispanic	18 1%	0 0%	0 0%
Unknown ethnicity	728 22%	5 3%	0 0%
<b>Total</b>	<b>3,362</b>	<b>153</b>	<b>38</b>

## Outcomes for Florida residents

### Okaloosa

Hospitalizations	153	(5% of all cases)
Deaths	38	(1% of all cases)
New deaths	3	

### Statewide

Hospitalizations	29,730	(6% of all cases)
Deaths	7,927	(2% of all cases)
New deaths	180	

New deaths are those identified since last report.

## Cases in facility staff/residents

### Okaloosa

Long-term care	323	(10% of all cases)
Correctional	48	(1% of all cases)

### Statewide

Long-term care	29,801	(6% of all cases)
Correctional	12,871	(3% of all cases)

Age group	All cases	New cases (8/06)	Hospitalizations	Deaths
0-4 years	34 1%	0 0%	0 0%	0 0%
5-14 years	116 3%	4 4%	1 1%	0 0%
15-24 years	576 17%	13 13%	5 3%	0 0%
25-34 years	695 21%	15 15%	16 10%	2 5%
35-44 years	542 16%	17 17%	20 13%	0 0%
45-54 years	458 14%	9 9%	15 10%	2 5%
55-64 years	405 12%	13 13%	27 18%	4 11%
65-74 years	267 8%	12 12%	30 20%	2 5%
75-84 years	156 5%	8 8%	28 18%	14 37%
85+ years	109 3%	9 9%	11 7%	14 37%
Unknown	4 0%	1 1%	0 0%	0 0%
<b>Total</b>	<b>3,362</b>	<b>101</b>	<b>153</b>	<b>38</b>

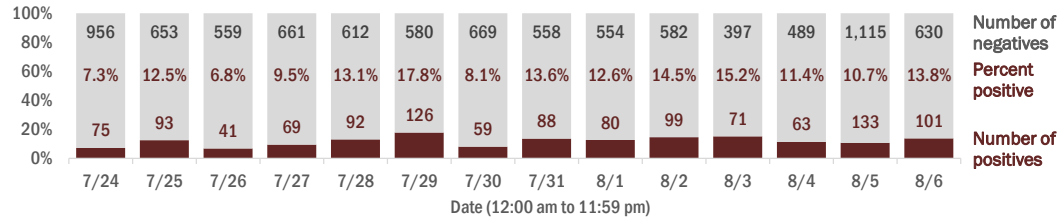
**Hospitalization** counts include anyone who was hospitalized at some point during their illness. It does not reflect the number of people currently hospitalized.

**Other race** includes any person with a race of American Indian/Alaskan native, Asian, native Hawaiian/Pacific Islander, or other.

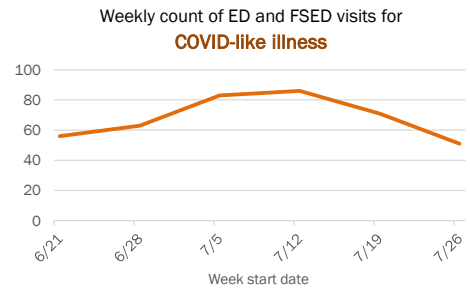
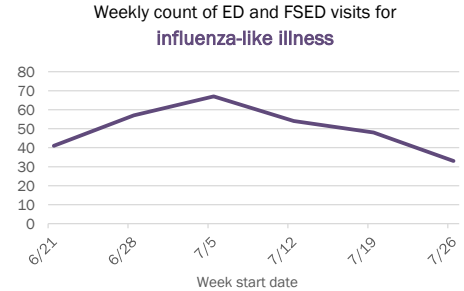
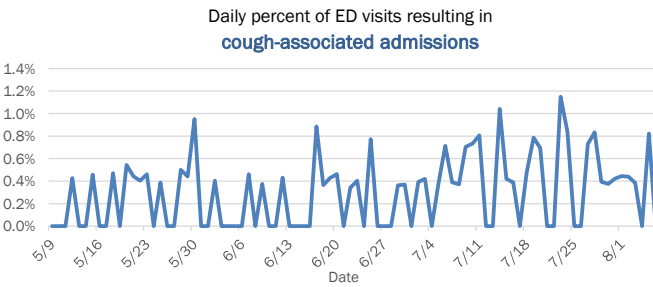
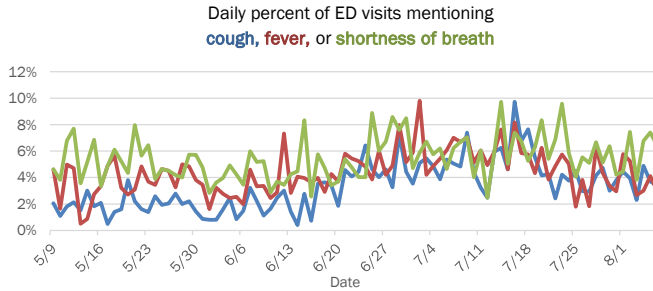
## Laboratory testing for Florida residents and non-Florida residents over the past 2 weeks

### Percent positivity for new cases

These counts include the number of people for whom the department received PCR or antigen laboratory results by day. This percent is the number of people who test positive for the first time divided by all the people tested that day, excluding people who have previously tested positive.



## Emergency department (ED) and freestanding ED (FSED) chief complaint and admission data for Okaloosa County



The Electronic Surveillance System for the Early Notification of Community-Based Epidemics (ESSENCE-FL) includes chief complaint data from 211 of 212 Florida EDs and 77 of 80 Florida FSEDs. Data are transmitted electronically to ESSENCE-FL daily or hourly.