

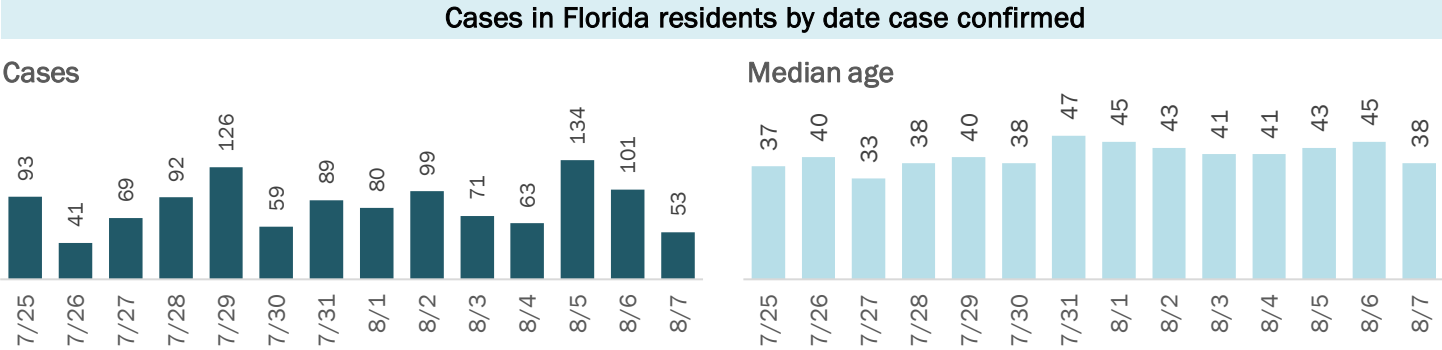
COVID-19: summary for Okaloosa County

Data through Aug 7, 2020 verified as of Aug 8, 2020 at 09:25 AM

Data in this report are provisional and subject to change.

Cases: people with positive PCR or antigen test result

Total cases	3,448
Florida residents	3,418
Non-Florida residents	30
Gender for Florida residents	
Men	1,526
Women	1,836
Unknown	56
Age for Florida residents	
Range	0 - 103
Median age	39



Race, ethnicity	Cases	Hospitalizations	Deaths
White	1,731 51%	109 70%	32 78%
Hispanic	246 7%	19 12%	1 2%
Non-Hispanic	1,370 40%	88 57%	26 63%
Unknown ethnicity	115 3%	2 1%	5 12%
Black	313 9%	32 21%	7 17%
Hispanic	7 0%	0 0%	0 0%
Non-Hispanic	280 8%	31 20%	6 15%
Unknown ethnicity	26 1%	1 1%	1 2%
Other	616 18%	10 6%	2 5%
Hispanic	176 5%	4 3%	1 2%
Non-Hispanic	388 11%	6 4%	1 2%
Unknown ethnicity	52 2%	0 0%	0 0%
Unknown race	758 22%	4 3%	0 0%
Hispanic	21 1%	0 0%	0 0%
Non-Hispanic	18 1%	0 0%	0 0%
Unknown ethnicity	719 21%	4 3%	0 0%
Total	3,418	155	41

Outcomes for Florida residents		
Okaloosa		
Hospitalizations	155	(5% of all cases)
Deaths	41	(1% of all cases)
New deaths	3	

Statewide		
Hospitalizations	30,251	(6% of all cases)
Deaths	8,109	(2% of all cases)
New deaths	182	

New deaths are those identified since last report.

Cases in facility staff/residents		
Okaloosa		
Long-term care	344	(10% of all cases)
Correctional	50	(1% of all cases)

Statewide		
Long-term care	30,330	(6% of all cases)
Correctional	13,750	(3% of all cases)

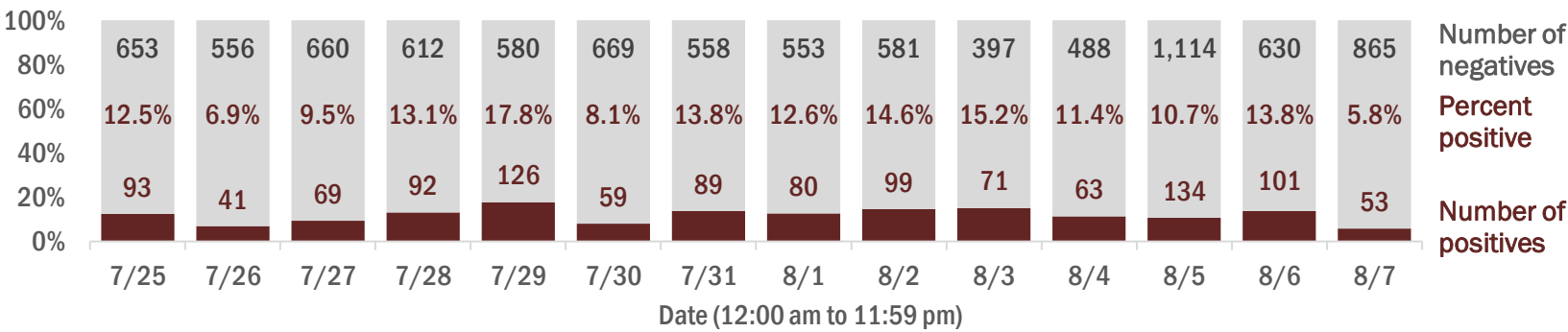
Age group	All cases	New cases (8/07)	Hospitalizations	Deaths
0-4 years	34 1%	0 0%	0 0%	0 0%
5-14 years	116 3%	0 0%	1 1%	0 0%
15-24 years	587 17%	10 19%	5 3%	0 0%
25-34 years	705 21%	10 19%	16 10%	2 5%
35-44 years	554 16%	12 23%	20 13%	0 0%
45-54 years	465 14%	6 11%	15 10%	2 5%
55-64 years	415 12%	9 17%	27 17%	4 10%
65-74 years	271 8%	4 8%	30 19%	2 5%
75-84 years	156 5%	0 0%	29 19%	16 39%
85+ years	111 3%	2 4%	12 8%	15 37%
Unknown	4 0%	0 0%	0 0%	0 0%
Total	3,418	53	155	41

Hospitalization counts include anyone who was hospitalized at some point during their illness. It does not reflect the number of people currently hospitalized.
Other race includes any person with a race of American Indian/Alaskan native, Asian, native Hawaiian/Pacific Islander, or other.

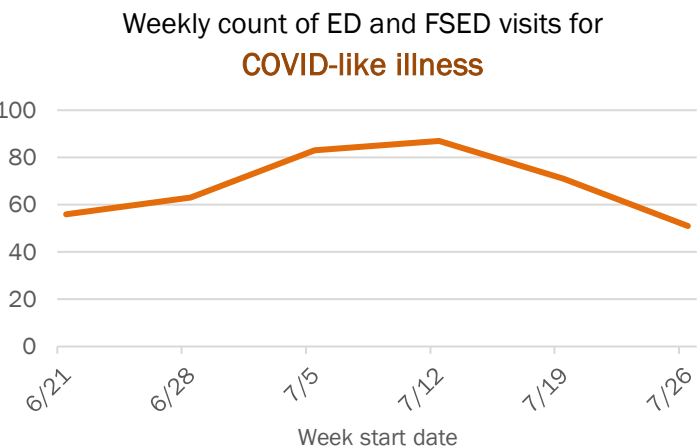
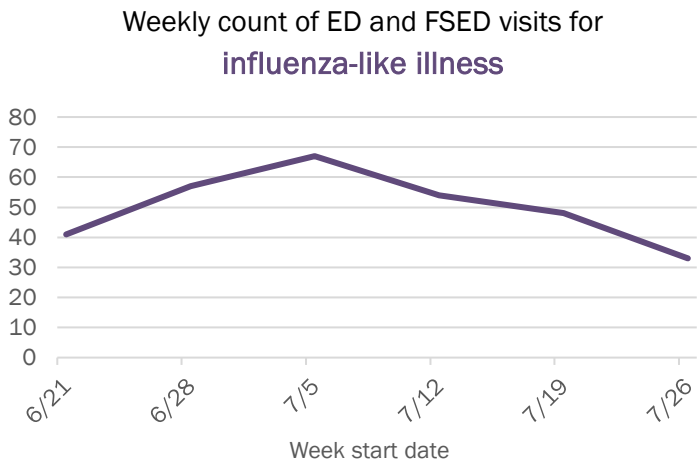
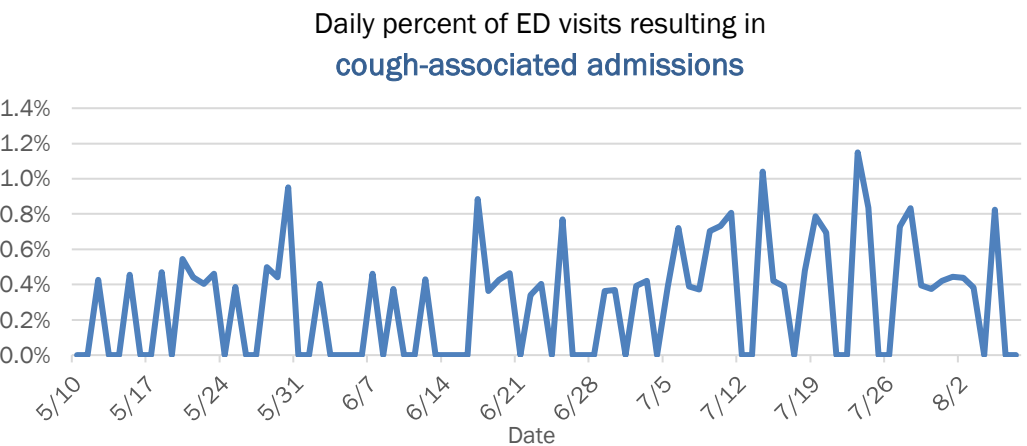
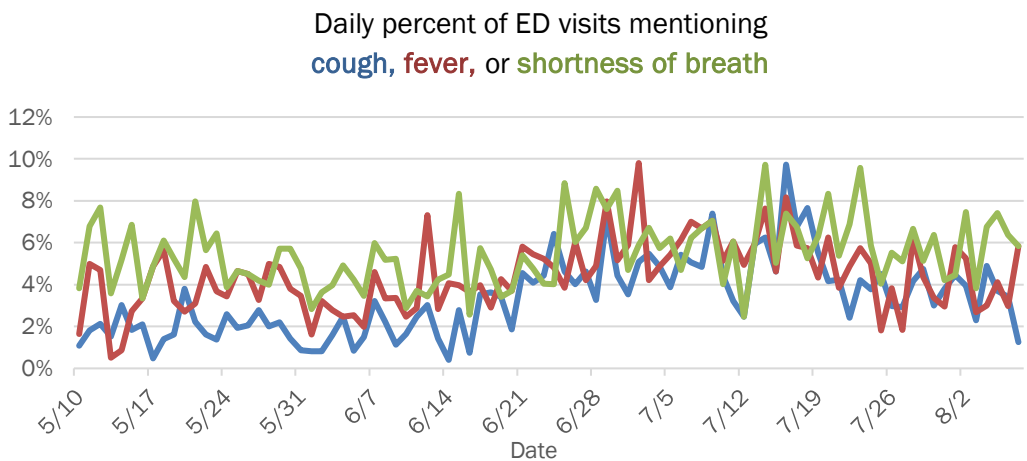
Laboratory testing for Florida residents and non-Florida residents over the past 2 weeks

Percent positivity for new cases

These counts include the number of people for whom the department received PCR or antigen laboratory results by day. This percent is the number of people who test positive for the first time divided by all the people tested that day, excluding people who have previously tested positive.



Emergency department (ED) and freestanding ED (FSED) chief complaint and admission data for Okaloosa County



The Electronic Surveillance System for the Early Notification of Community-Based Epidemics (ESSENCE-FL) includes chief complaint data from 211 of 212 Florida EDs and 77 of 80 Florida FSEDs. Data are transmitted electronically to ESSENCE-FL daily or hourly.