

COVID-19: summary for Okaloosa County

Data through Aug 9, 2020 verified as of Aug 10, 2020 at 09:25 AM

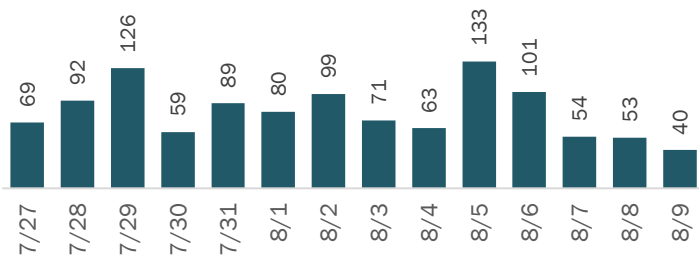
Data in this report are provisional and subject to change.

Cases: people with positive PCR or antigen test result

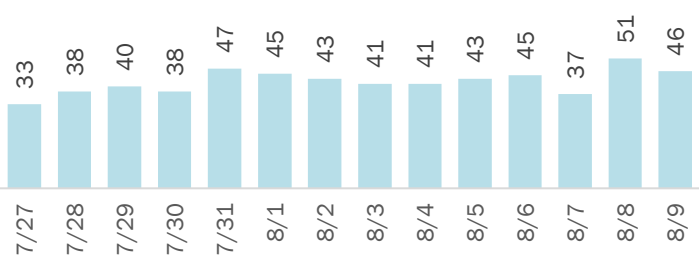
Total cases	3,541
Florida residents	3,511
Non-Florida residents	30
Gender for Florida residents	
Men	1,566
Women	1,892
Unknown	53
Age for Florida residents	
Range	0 - 103
Median age	39

Cases in Florida residents by date case confirmed

Cases



Median age



Race, ethnicity	Cases	Hospitalizations	Deaths
White	1,797 51%	112 70%	32 78%
Hispanic	255 7%	19 12%	1 2%
Non-Hispanic	1,430 41%	91 57%	26 63%
Unknown ethnicity	112 3%	2 1%	5 12%
Black	327 9%	33 21%	7 17%
Hispanic	8 0%	0 0%	0 0%
Non-Hispanic	296 8%	32 20%	6 15%
Unknown ethnicity	23 1%	1 1%	1 2%
Other	634 18%	10 6%	2 5%
Hispanic	188 5%	4 3%	1 2%
Non-Hispanic	395 11%	6 4%	1 2%
Unknown ethnicity	51 1%	0 0%	0 0%
Unknown race	753 21%	5 3%	0 0%
Hispanic	21 1%	1 1%	0 0%
Non-Hispanic	18 1%	0 0%	0 0%
Unknown ethnicity	714 20%	4 3%	0 0%
Total	3,511	160	41

Outcomes for Florida residents		
Okaloosa		
Hospitalizations	160	(5% of all cases)
Deaths	41	(1% of all cases)
New deaths	0	

Statewide		
Hospitalizations	30,785	(6% of all cases)
Deaths	8,277	(2% of all cases)
New deaths	91	

New deaths are those identified since last report.

Cases in facility staff/residents		
Okaloosa		
Long-term care	367	(10% of all cases)
Correctional	51	(1% of all cases)

Statewide		
Long-term care	30,926	(6% of all cases)
Correctional	14,785	(3% of all cases)

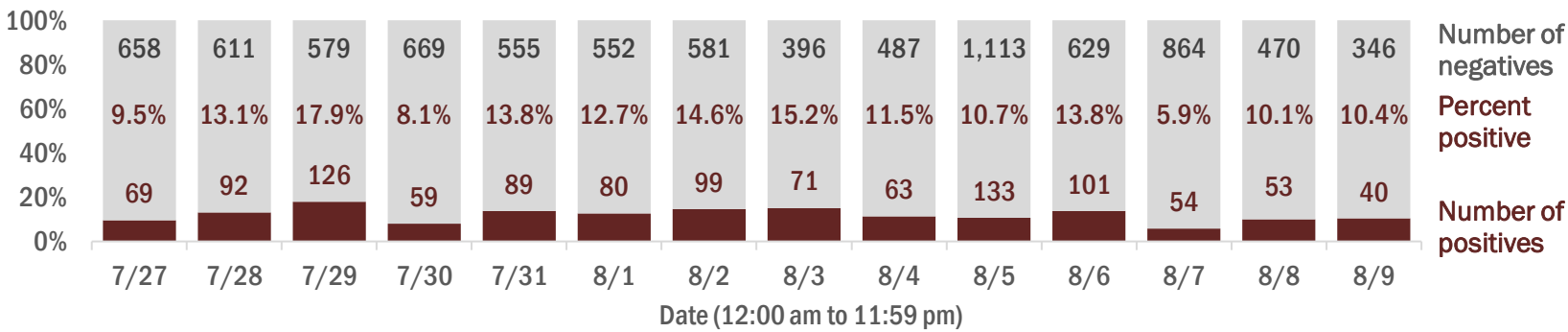
Age group	All cases	New cases (8/09)	Hospitalizations	Deaths
0-4 years	35 1%	0 0%	0 0%	0 0%
5-14 years	122 3%	3 8%	1 1%	0 0%
15-24 years	595 17%	5 13%	5 3%	0 0%
25-34 years	720 21%	7 18%	17 11%	2 5%
35-44 years	566 16%	3 8%	22 14%	0 0%
45-54 years	480 14%	5 13%	15 9%	2 5%
55-64 years	425 12%	3 8%	27 17%	4 10%
65-74 years	281 8%	2 5%	31 19%	2 5%
75-84 years	163 5%	4 10%	30 19%	16 39%
85+ years	119 3%	7 18%	12 8%	15 37%
Unknown	5 0%	1 3%	0 0%	0 0%
Total	3,511	40	160	41

Hospitalization counts include anyone who was hospitalized at some point during their illness. It does not reflect the number of people currently hospitalized.
Other race includes any person with a race of American Indian/Alaskan native, Asian, native Hawaiian/Pacific Islander, or other.

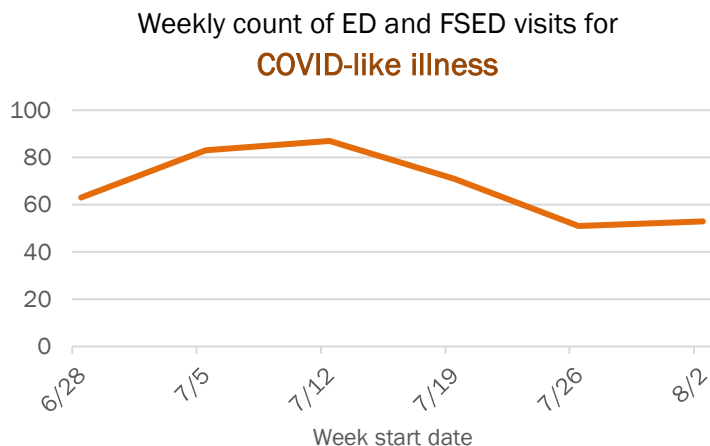
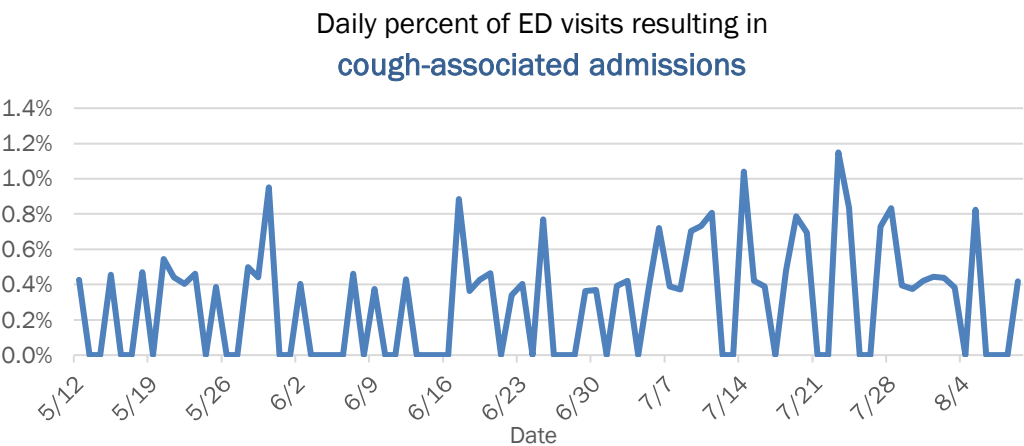
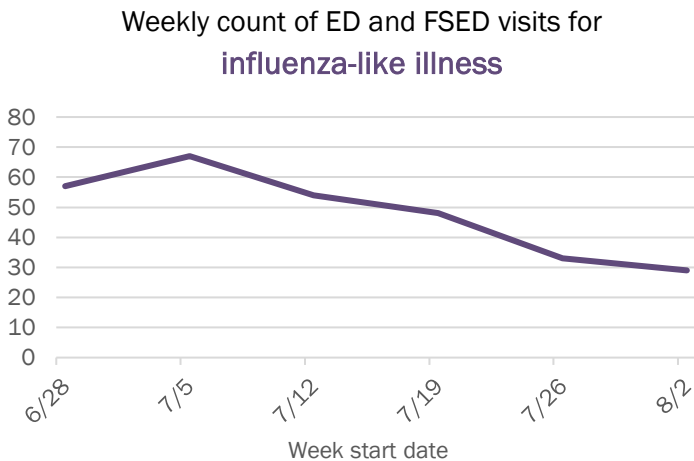
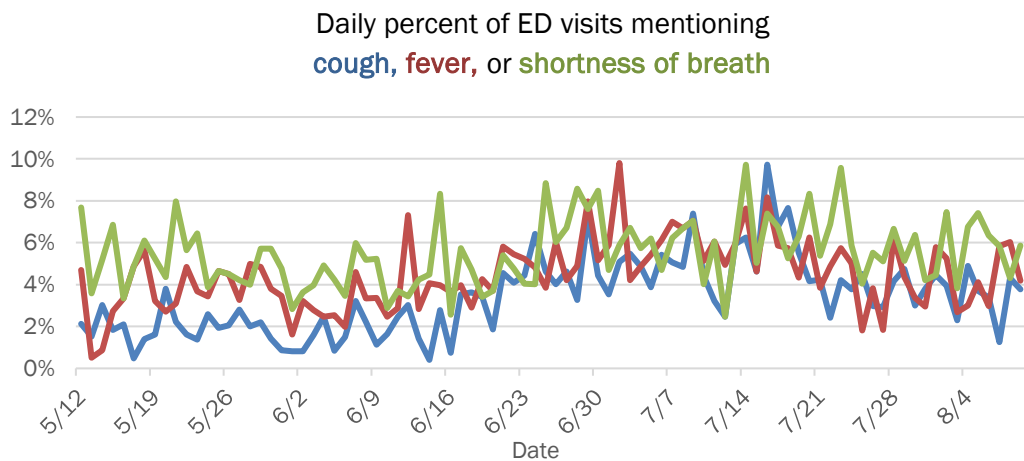
Laboratory testing for Florida residents and non-Florida residents over the past 2 weeks

Percent positivity for new cases

These counts include the number of people for whom the department received PCR or antigen laboratory results by day. This percent is the number of people who test positive for the first time divided by all the people tested that day, excluding people who have previously tested positive.



Emergency department (ED) and freestanding ED (FSED) chief complaint and admission data for Okaloosa County



The Electronic Surveillance System for the Early Notification of Community-Based Epidemics (ESSENCE-FL) includes chief complaint data from 211 of 212 Florida EDs and 77 of 80 Florida FSEDs. Data are transmitted electronically to ESSENCE-FL daily or hourly.