

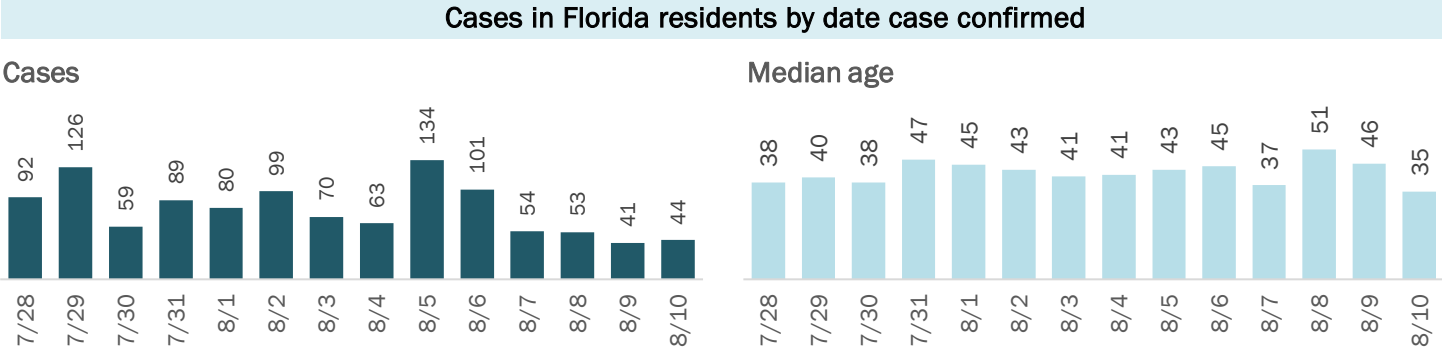
# COVID-19: summary for Okaloosa County

Data through Aug 10, 2020 verified as of Aug 11, 2020 at 08:55 AM

Data in this report are provisional and subject to change.

Cases: people with positive PCR or antigen test result

Total cases	3,587
Florida residents	3,557
Non-Florida residents	30
Gender for Florida residents	
Men	1,589
Women	1,916
Unknown	52
Age for Florida residents	
Range	0 - 103
Median age	39



Race, ethnicity	Cases	Hospitalizations	Deaths
White	1,837 52%	115 69%	34 76%
Hispanic	263 7%	20 12%	1 2%
Non-Hispanic	1,463 41%	93 56%	27 60%
Unknown ethnicity	111 3%	2 1%	6 13%
Black	336 9%	33 20%	7 16%
Hispanic	8 0%	0 0%	0 0%
Non-Hispanic	302 8%	32 19%	6 13%
Unknown ethnicity	26 1%	1 1%	1 2%
Other	634 18%	11 7%	3 7%
Hispanic	188 5%	4 2%	2 4%
Non-Hispanic	395 11%	7 4%	1 2%
Unknown ethnicity	51 1%	0 0%	0 0%
Unknown race	750 21%	7 4%	1 2%
Hispanic	21 1%	2 1%	0 0%
Non-Hispanic	19 1%	0 0%	0 0%
Unknown ethnicity	710 20%	5 3%	1 2%
Total	3,557	166	45

Outcomes for Florida residents		
Okaloosa		
Hospitalizations	166	(5% of all cases)
Deaths	45	(1% of all cases)
New deaths	4	

Statewide		
Hospitalizations	31,354	(6% of all cases)
Deaths	8,553	(2% of all cases)
New deaths	276	

New deaths are those identified since last report.

Cases in facility staff/residents		
Okaloosa		
Long-term care	376	(11% of all cases)
Correctional	54	(2% of all cases)

Statewide		
Long-term care	31,504	(6% of all cases)
Correctional	15,818	(3% of all cases)

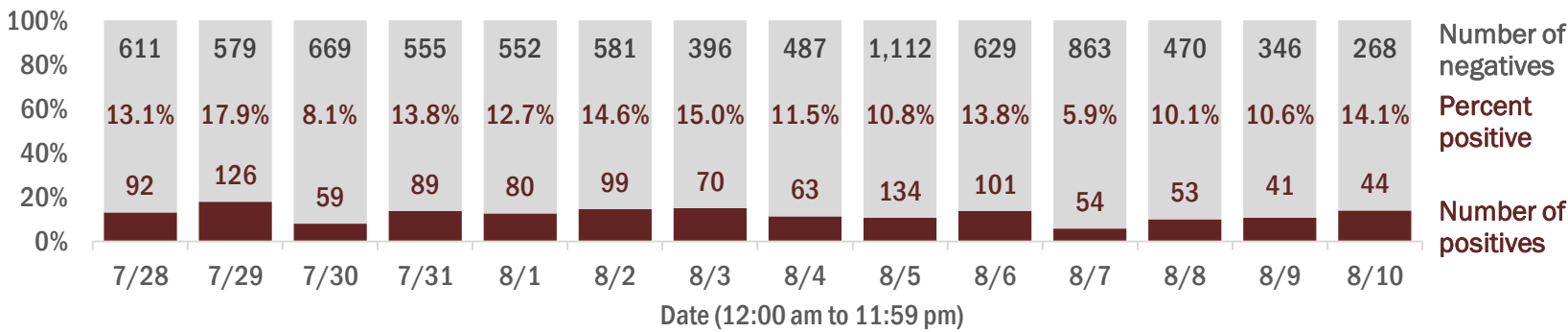
Age group	All cases	New cases (8/10)	Hospitalizations	Deaths
0-4 years	35 1%	0 0%	0 0%	0 0%
5-14 years	125 4%	3 7%	1 1%	0 0%
15-24 years	607 17%	11 25%	5 3%	0 0%
25-34 years	728 20%	8 18%	18 11%	3 7%
35-44 years	574 16%	7 16%	24 14%	0 0%
45-54 years	483 14%	3 7%	15 9%	3 7%
55-64 years	428 12%	5 11%	28 17%	4 9%
65-74 years	286 8%	5 11%	31 19%	3 7%
75-84 years	166 5%	2 5%	31 19%	16 36%
85+ years	120 3%	0 0%	13 8%	16 36%
Unknown	5 0%	0 0%	0 0%	0 0%
Total	3,557	44	166	45

**Hospitalization** counts include anyone who was hospitalized at some point during their illness. It does not reflect the number of people currently hospitalized.  
**Other race** includes any person with a race of American Indian/Alaskan native, Asian, native Hawaiian/Pacific Islander, or other.

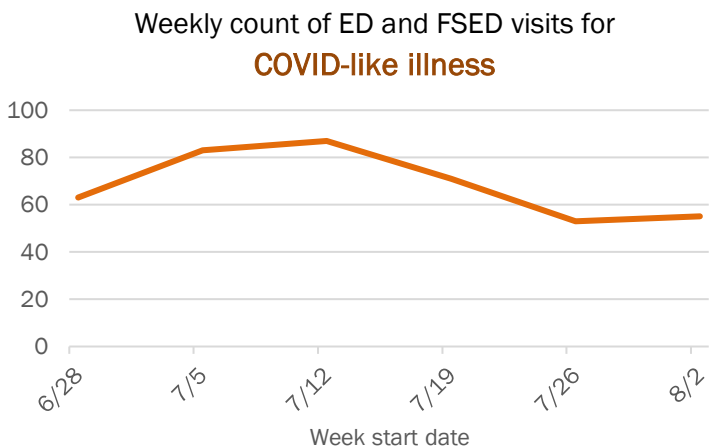
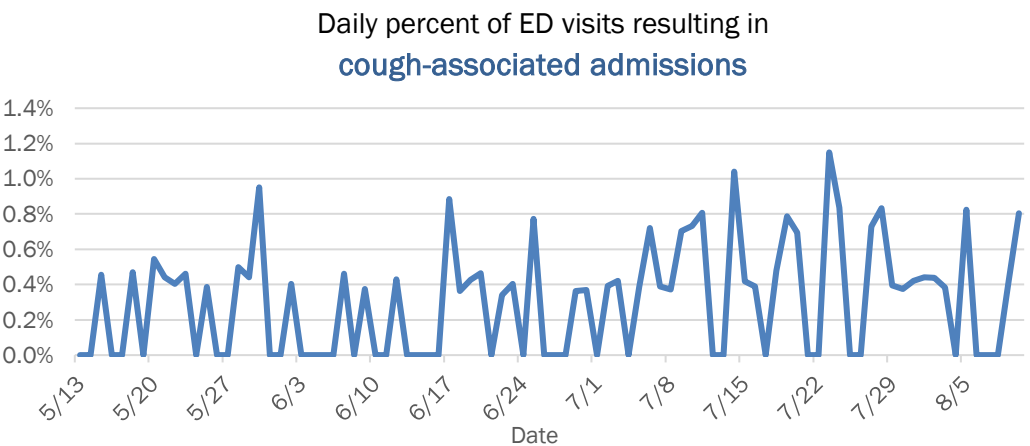
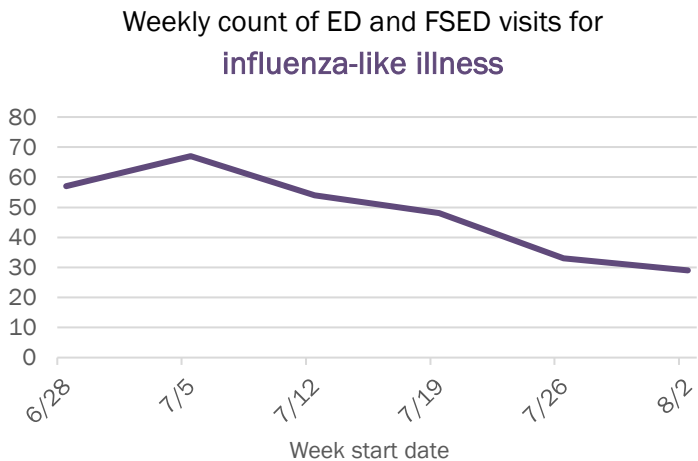
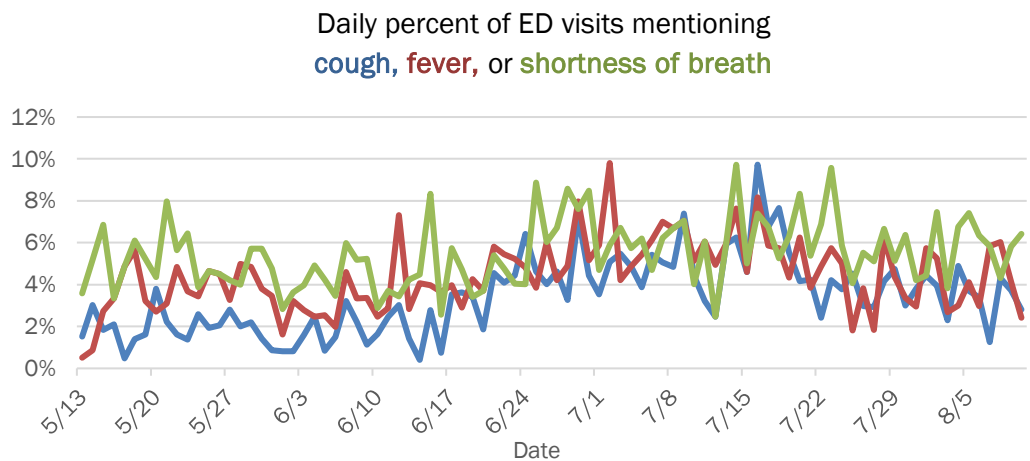
Laboratory testing for Florida residents and non-Florida residents over the past 2 weeks

Percent positivity for new cases

These counts include the number of people for whom the department received PCR or antigen laboratory results by day. This percent is the number of people who test positive for the first time divided by all the people tested that day, excluding people who have previously tested positive.



Emergency department (ED) and freestanding ED (FSED) chief complaint and admission data for Okaloosa County



The Electronic Surveillance System for the Early Notification of Community-Based Epidemics (ESSENCE-FL) includes chief complaint data from 211 of 212 Florida EDs and 77 of 80 Florida FSEDs. Data are transmitted electronically to ESSENCE-FL daily or hourly.