

COVID-19: summary for Okaloosa County

Data through Aug 12, 2020 verified as of Aug 13, 2020 at 09:25 AM

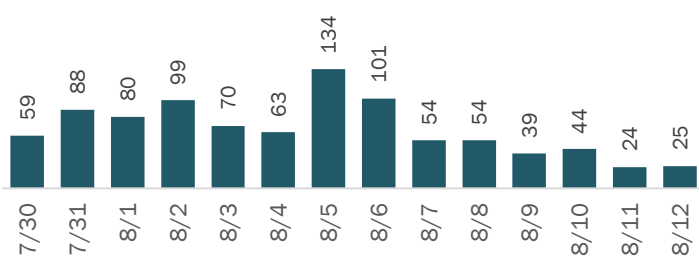
Data in this report are provisional and subject to change.

Cases: people with positive PCR or antigen test result

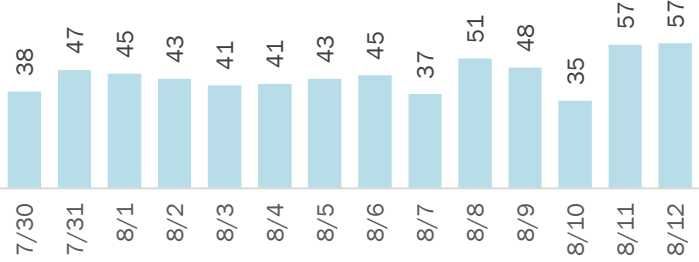
Total cases	3,632
Florida residents	3,604
Non-Florida residents	28
Gender for Florida residents	
Men	1,610
Women	1,944
Unknown	50
Age for Florida residents	
Range	0 - 103
Median age	39

Cases in Florida residents by date case confirmed

Cases



Median age



Race, ethnicity	Cases	Hospitalizations	Deaths
White	1,902 53%	118 68%	36 73%
Hispanic	267 7%	20 11%	1 2%
Non-Hispanic	1,522 42%	96 55%	29 59%
Unknown ethnicity	113 3%	2 1%	6 12%
Black	340 9%	36 21%	8 16%
Hispanic	8 0%	0 0%	0 0%
Non-Hispanic	309 9%	34 20%	6 12%
Unknown ethnicity	23 1%	2 1%	2 4%
Other	637 18%	13 7%	4 8%
Hispanic	192 5%	6 3%	3 6%
Non-Hispanic	395 11%	7 4%	1 2%
Unknown ethnicity	50 1%	0 0%	0 0%
Unknown race	725 20%	7 4%	1 2%
Hispanic	22 1%	2 1%	0 0%
Non-Hispanic	19 1%	0 0%	0 0%
Unknown ethnicity	684 19%	5 3%	1 2%
Total	3,604	174	49

Outcomes for Florida residents

Okaloosa		
Hospitalizations	174	(5% of all cases)
Deaths	49	(1% of all cases)
New deaths	0	

Statewide

Hospitalizations	32,537	(6% of all cases)
Deaths	8,913	(2% of all cases)
New deaths	148	

New deaths are those identified since last report.

Cases in facility staff/residents

Okaloosa		
Long-term care	390	(11% of all cases)
Correctional	53	(1% of all cases)

Statewide

Long-term care	32,519	(6% of all cases)
Correctional	16,954	(3% of all cases)

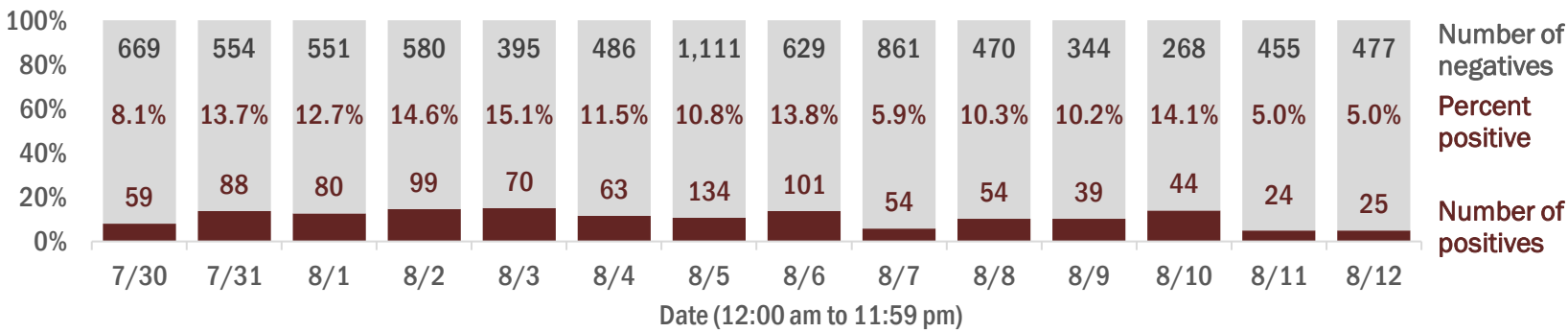
Age group	All cases	New cases (8/12)	Hospitalizations	Deaths
0-4 years	35 1%	0 0%	0 0%	0 0%
5-14 years	125 3%	0 0%	1 1%	0 0%
15-24 years	614 17%	4 16%	5 3%	0 0%
25-34 years	735 20%	5 20%	19 11%	3 6%
35-44 years	575 16%	1 4%	24 14%	0 0%
45-54 years	487 14%	1 4%	16 9%	3 6%
55-64 years	437 12%	4 16%	29 17%	6 12%
65-74 years	294 8%	5 20%	33 19%	4 8%
75-84 years	171 5%	2 8%	34 20%	17 35%
85+ years	126 3%	3 12%	13 7%	16 33%
Unknown	5 0%	0 0%	0 0%	0 0%
Total	3,604	25	174	49

Hospitalization counts include anyone who was hospitalized at some point during their illness. It does not reflect the number of people currently hospitalized.
Other race includes any person with a race of American Indian/Alaskan native, Asian, native Hawaiian/Pacific Islander, or other.

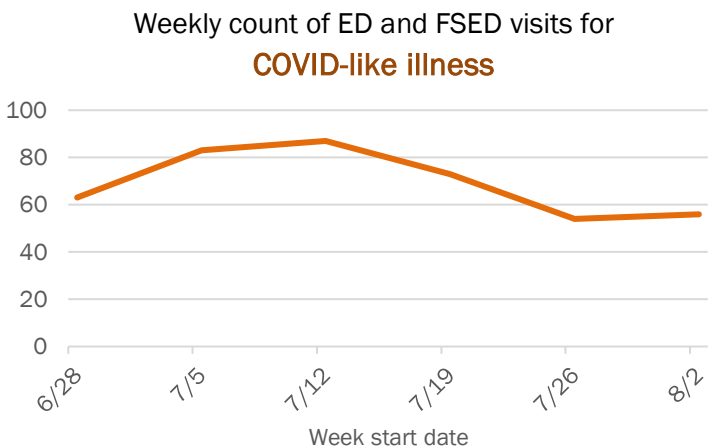
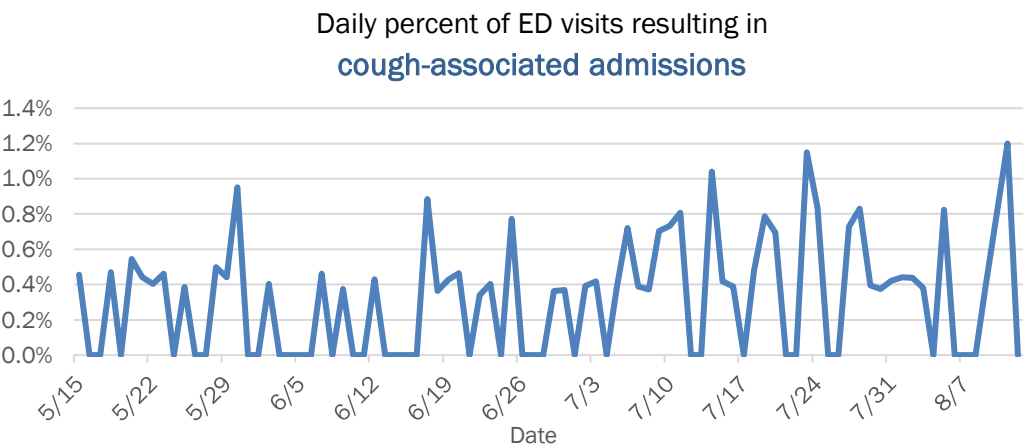
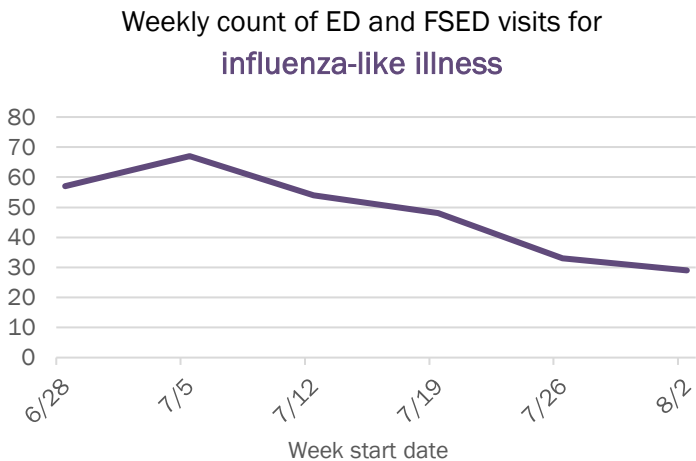
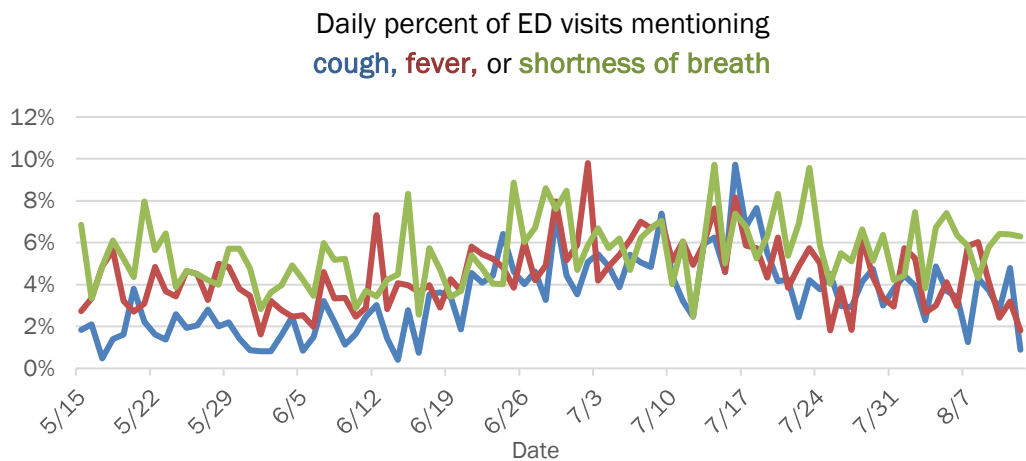
Laboratory testing for Florida residents and non-Florida residents over the past 2 weeks

Percent positivity for new cases

These counts include the number of people for whom the department received PCR or antigen laboratory results by day. This percent is the number of people who test positive for the first time divided by all the people tested that day, excluding people who have previously tested positive.



Emergency department (ED) and freestanding ED (FSED) chief complaint and admission data for Okaloosa County



The Electronic Surveillance System for the Early Notification of Community-Based Epidemics (ESSENCE-FL) includes chief complaint data from 211 of 212 Florida EDs and 77 of 80 Florida FSEDs. Data are transmitted electronically to ESSENCE-FL daily or hourly.