

COVID-19: summary for Okaloosa County

Data through Aug 16, 2020 verified as of Aug 17, 2020 at 09:25 AM

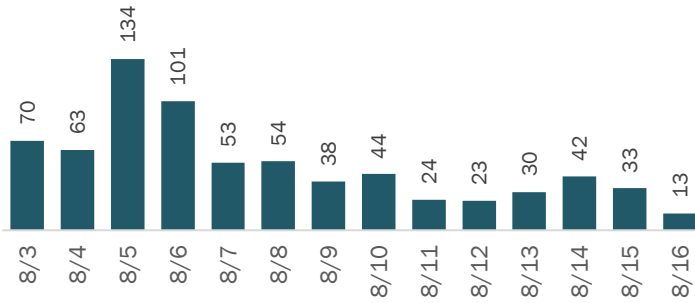
Data in this report are provisional and subject to change.

Cases: people with positive PCR or antigen test result

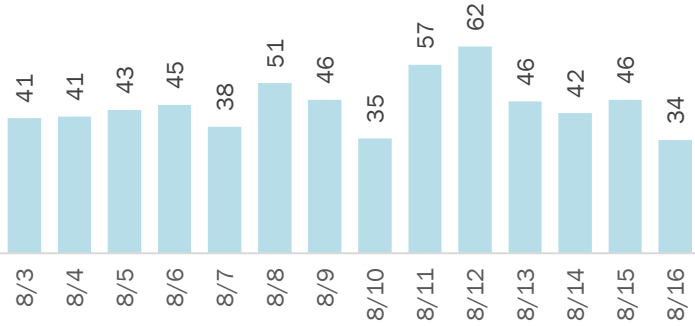
Total cases	3,742
Florida residents	3,714
Non-Florida residents	28
Type of case	
PCR positive	3,658
Antigen positive	56
Gender for Florida residents	
Men	1,662
Women	1,999
Unknown	53
Age for Florida residents	
Range	0 - 103
Median age	39

Cases in Florida residents by date case confirmed

Cases



Median age



Race, ethnicity	Cases	Hospitalizations	Deaths
White	1,983 53%	130 67%	37 74%
Hispanic	268 7%	20 10%	1 2%
Non-Hispanic	1,600 43%	108 56%	30 60%
Unknown ethnicity	115 3%	2 1%	6 12%
Black	348 9%	39 20%	8 16%
Hispanic	8 0%	0 0%	0 0%
Non-Hispanic	317 9%	37 19%	6 12%
Unknown ethnicity	23 1%	2 1%	2 4%
Other	642 17%	16 8%	4 8%
Hispanic	197 5%	6 3%	3 6%
Non-Hispanic	396 11%	9 5%	1 2%
Unknown ethnicity	49 1%	1 1%	0 0%
Unknown race	741 20%	8 4%	1 2%
Hispanic	22 1%	2 1%	0 0%
Non-Hispanic	27 1%	0 0%	0 0%
Unknown ethnicity	692 19%	6 3%	1 2%
Total	3,714	193	50

Outcomes for Florida residents

Okaloosa	
Hospitalizations	193 (5% of all cases)
Deaths	50 (1% of all cases)
New deaths	0

Statewide

Hospitalizations	34,194 (6% of all cases)
Deaths	9,539 (2% of all cases)
New deaths	87

New deaths are those identified since last report.

Cases in facility staff/residents

Okaloosa	
Long-term care	418 (11% of all cases)
Correctional	61 (2% of all cases)

Statewide

Long-term care	34,186 (6% of all cases)
Correctional	18,074 (3% of all cases)

Age group	All cases	New cases (8/16)	Hospitalizations	Deaths
0-4 years	39 1%	1 8%	0 0%	0 0%
5-14 years	132 4%	0 0%	1 1%	0 0%
15-24 years	627 17%	4 31%	5 3%	0 0%
25-34 years	750 20%	2 15%	19 10%	3 6%
35-44 years	591 16%	1 8%	25 13%	0 0%
45-54 years	511 14%	2 15%	18 9%	3 6%
55-64 years	446 12%	1 8%	34 18%	6 12%
65-74 years	302 8%	2 15%	37 19%	4 8%
75-84 years	176 5%	0 0%	40 21%	17 34%
85+ years	133 4%	0 0%	14 7%	17 34%
Unknown	7 0%	0 0%	0 0%	0 0%
Total	3,714	13	193	50

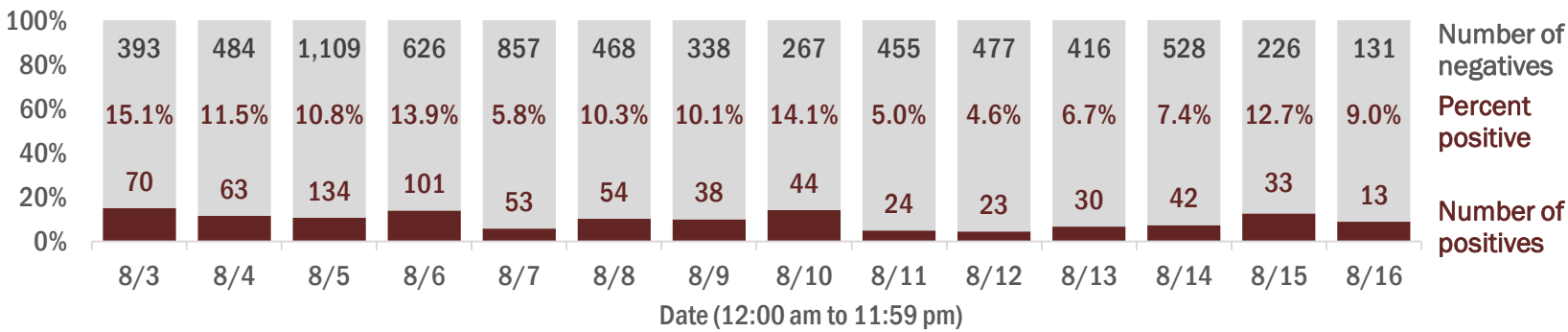
Hospitalization counts include anyone who was hospitalized at some point during their illness. It does not reflect the number of people currently hospitalized.

Other race includes any person with a race of American Indian/Alaskan native, Asian, native Hawaiian/Pacific Islander, or other.

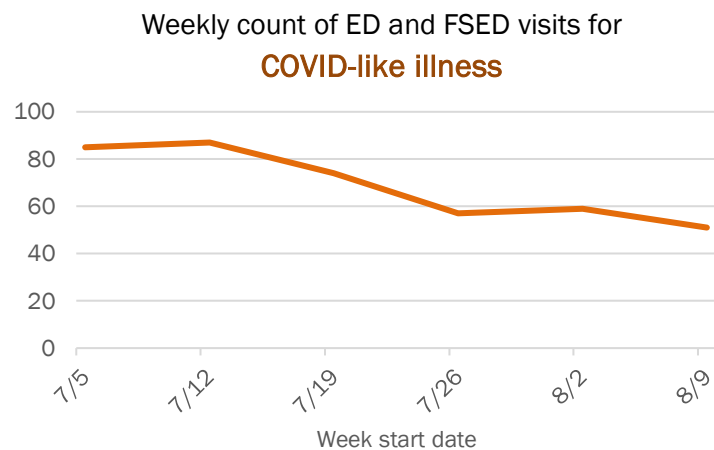
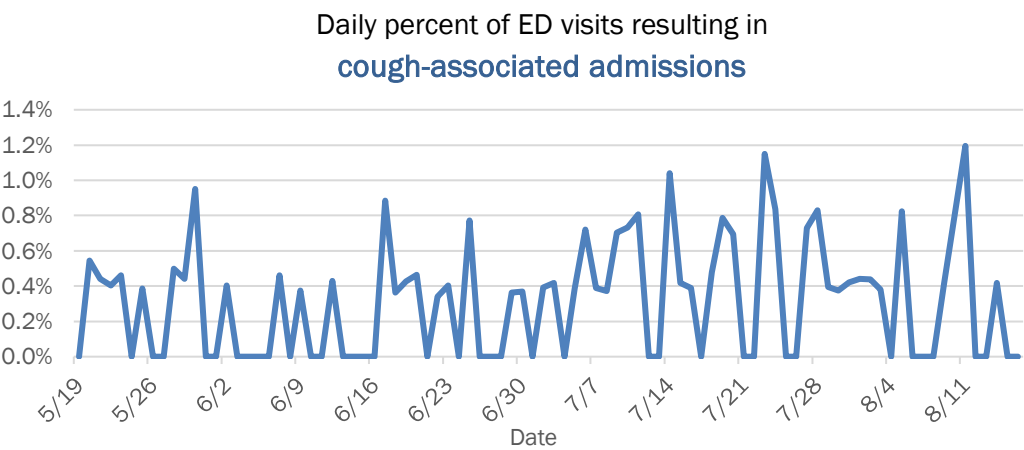
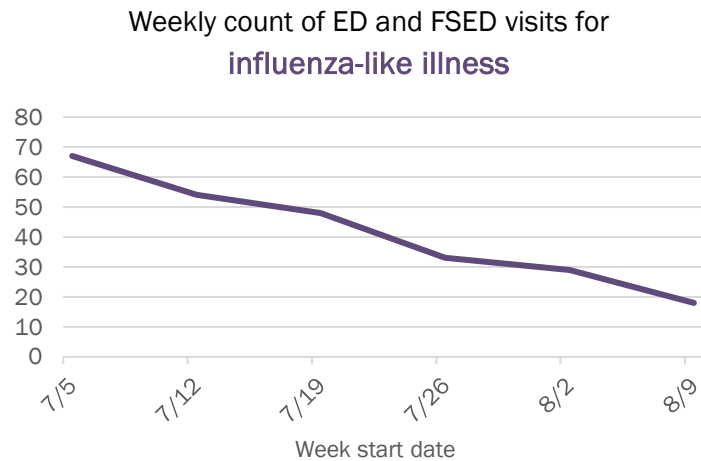
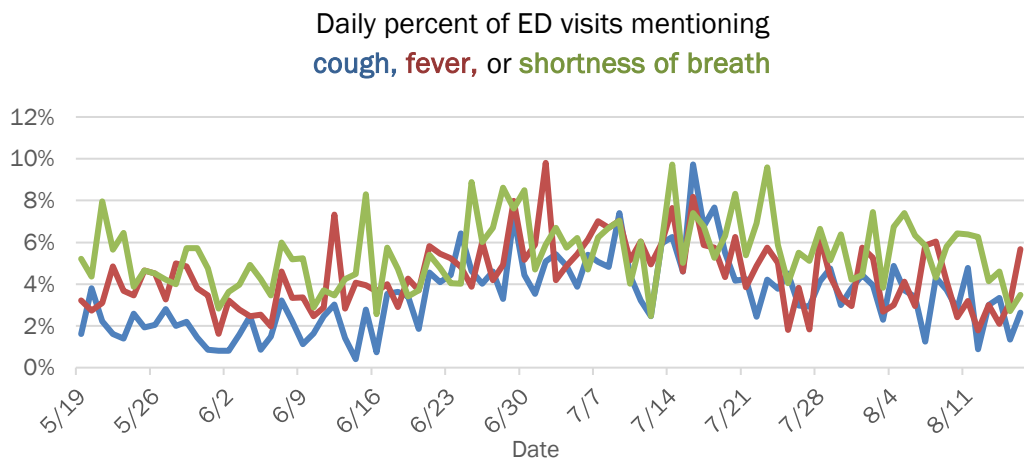
Laboratory testing for Florida residents over the past 2 weeks

Percent positivity for new cases in Florida residents

These counts include the number of Florida residents for whom the department received PCR or antigen laboratory results by day. This percent is the number of people who test positive for the first time divided by all the people tested that day, excluding people who have previously tested positive.



Emergency department (ED) and freestanding ED (FSED) chief complaint and admission data for Okaloosa County



The Electronic Surveillance System for the Early Notification of Community-Based Epidemics (ESSENCE-FL) includes chief complaint data from 211 of 212 Florida EDs and 77 of 80 Florida FSEDs. Data are transmitted electronically to ESSENCE-FL daily or hourly.