

# COVID-19: summary for Okaloosa County

Data through Aug 18, 2020 verified as of Aug 19, 2020 at 09:25 AM

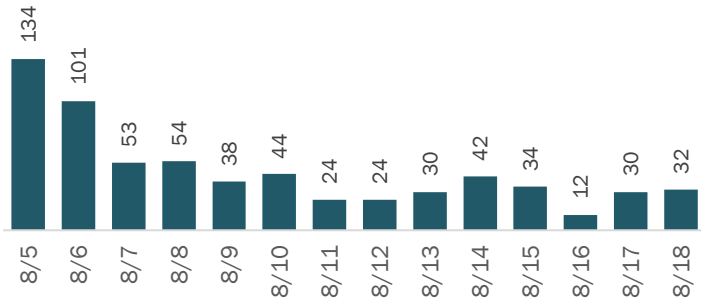
Data in this report are provisional and subject to change.

Cases: people with positive PCR or antigen test result

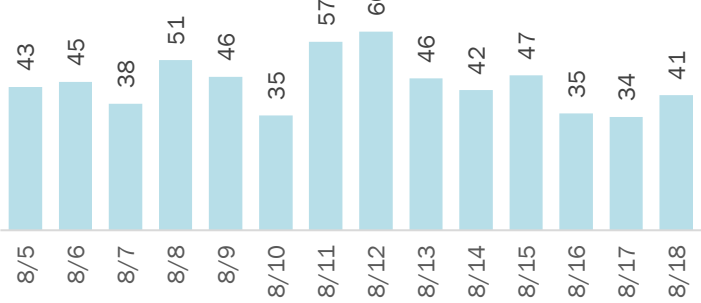
Total cases	3,803
Florida residents	3,775
Non-Florida residents	28
Type of case	
PCR positive	3,715
Antigen positive	60
Gender for Florida residents	
Men	1,692
Women	2,036
Unknown	47
Age for Florida residents	
Range	0 - 103
Median age	39

Cases in Florida residents by date case confirmed

Cases



Median age



Race, ethnicity	Cases	Hospitalizations	Deaths
White	2,052 54%	138 67%	46 72%
Hispanic	274 7%	21 10%	2 3%
Non-Hispanic	1,665 44%	115 56%	38 59%
Unknown ethnicity	113 3%	2 1%	6 9%
Black	356 9%	40 20%	9 14%
Hispanic	8 0%	0 0%	0 0%
Non-Hispanic	323 9%	38 19%	7 11%
Unknown ethnicity	25 1%	2 1%	2 3%
Other	664 18%	20 10%	8 13%
Hispanic	204 5%	7 3%	4 6%
Non-Hispanic	404 11%	12 6%	4 6%
Unknown ethnicity	56 1%	1 0%	0 0%
Unknown race	703 19%	7 3%	1 2%
Hispanic	22 1%	2 1%	0 0%
Non-Hispanic	30 1%	0 0%	0 0%
Unknown ethnicity	651 17%	5 2%	1 2%
Total	3,775	205	64

Outcomes for Florida residents

Okaloosa	
Hospitalizations	205 (5% of all cases)
Deaths	64 (2% of all cases)
New deaths	1

Statewide

Hospitalizations	35,200 (6% of all cases)
Deaths	9,932 (2% of all cases)
New deaths	174

New deaths are those identified since last report.

Cases in facility staff/residents

Okaloosa	
Long-term care	421 (11% of all cases)
Correctional	61 (2% of all cases)

Statewide

Long-term care	35,317 (6% of all cases)
Correctional	18,728 (3% of all cases)

Age group	All cases	New cases (8/18)	Hospitalizations	Deaths
0-4 years	40 1%	0 0%	0 0%	0 0%
5-14 years	133 4%	0 0%	1 0%	0 0%
15-24 years	635 17%	1 3%	5 2%	0 0%
25-34 years	767 20%	12 38%	19 9%	3 5%
35-44 years	601 16%	5 16%	25 12%	0 0%
45-54 years	517 14%	3 9%	19 9%	4 6%
55-64 years	455 12%	4 13%	36 18%	8 13%
65-74 years	308 8%	5 16%	39 19%	5 8%
75-84 years	178 5%	1 3%	42 20%	20 31%
85+ years	134 4%	1 3%	19 9%	24 38%
Unknown	7 0%	0 0%	0 0%	0 0%
Total	3,775	32	205	64

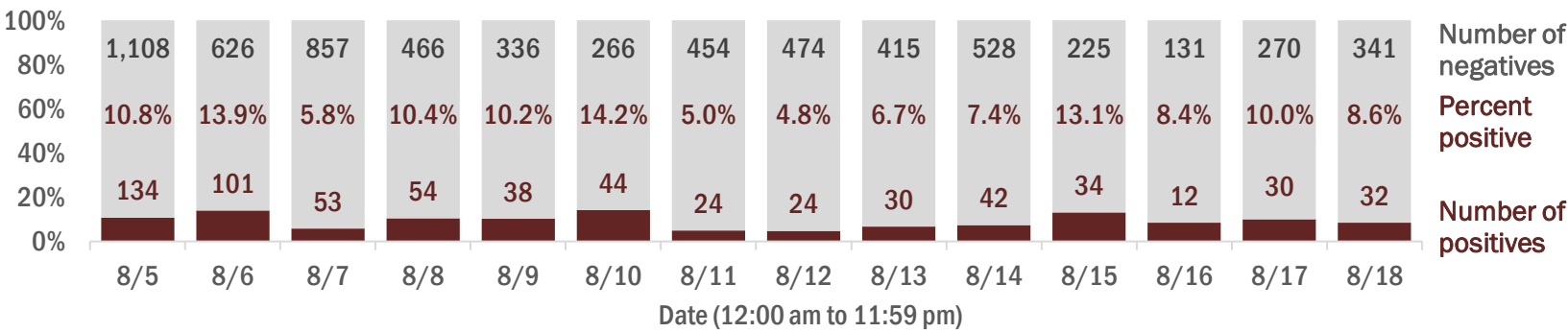
Hospitalization counts include anyone who was hospitalized at some point during their illness. It does not reflect the number of people currently hospitalized.

Other race includes any person with a race of American Indian/Alaskan native, Asian, native Hawaiian/Pacific Islander, or other.

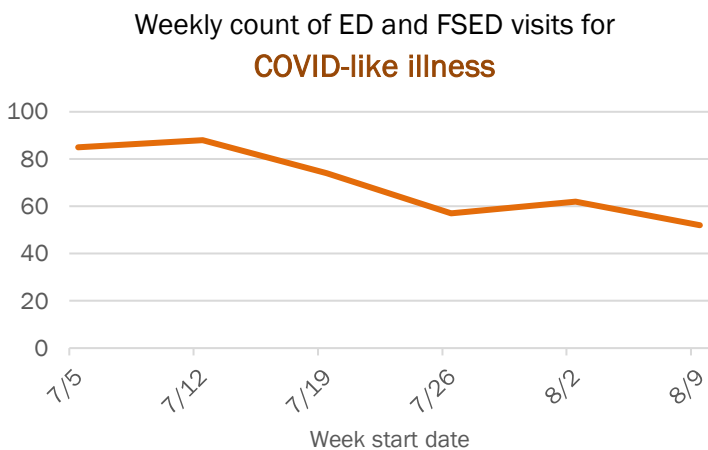
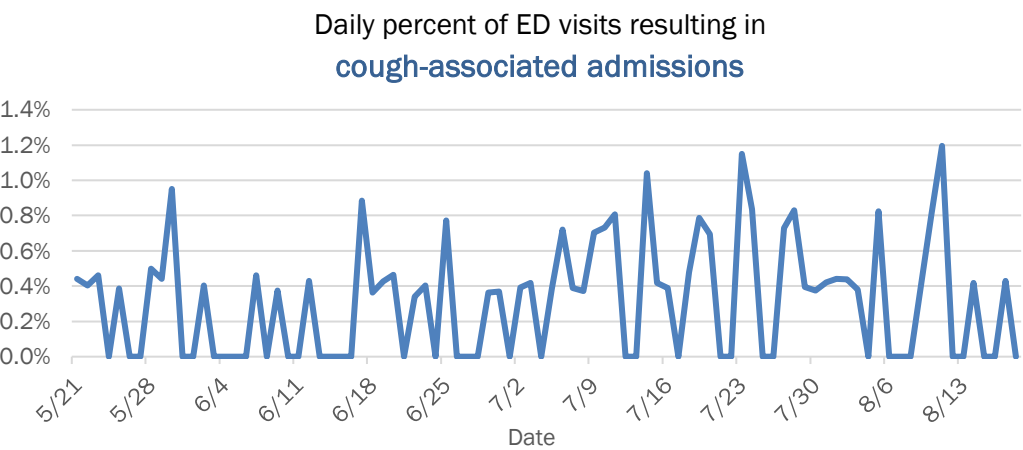
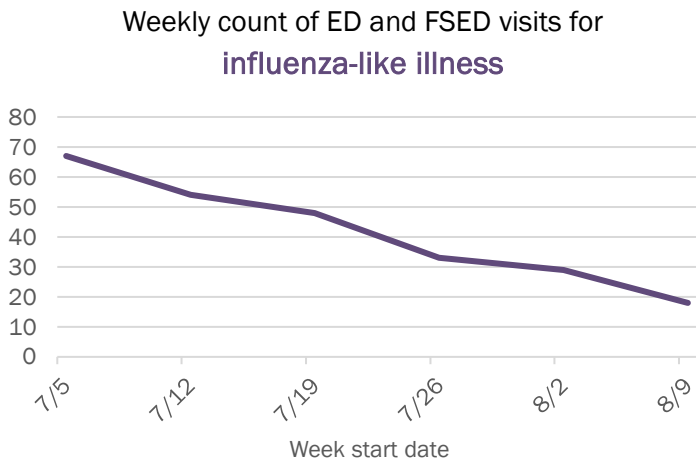
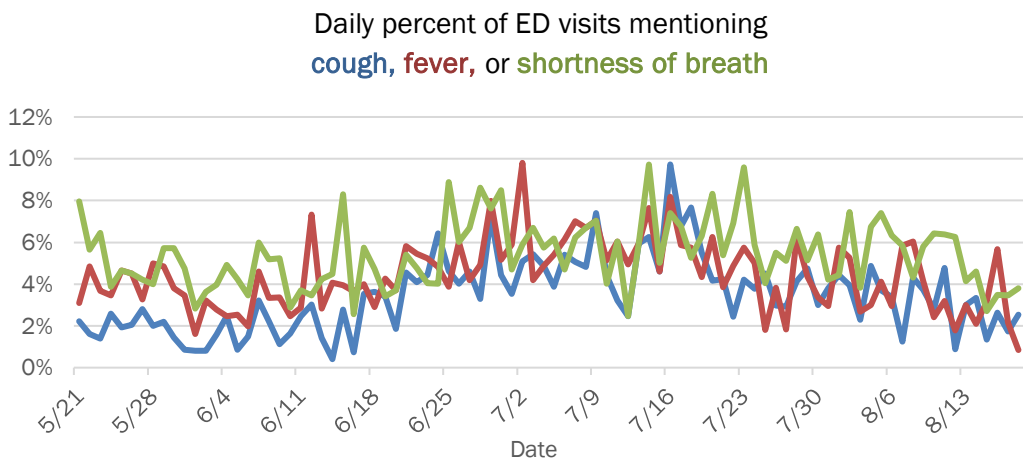
Laboratory testing for Florida residents over the past 2 weeks

Percent positivity for new cases in Florida residents

These counts include the number of Florida residents for whom the department received PCR or antigen laboratory results by day. This percent is the number of people who test positive for the first time divided by all the people tested that day, excluding people who have previously tested positive.



Emergency department (ED) and freestanding ED (FSED) chief complaint and admission data for Okaloosa County



The Electronic Surveillance System for the Early Notification of Community-Based Epidemics (ESSENCE-FL) includes chief complaint data from 211 of 212 Florida EDs and 77 of 80 Florida FSEDs. Data are transmitted electronically to ESSENCE-FL daily or hourly.