

COVID-19: summary for Okaloosa County

Data through Aug 21, 2020 verified as of Aug 22, 2020 at 09:25 AM

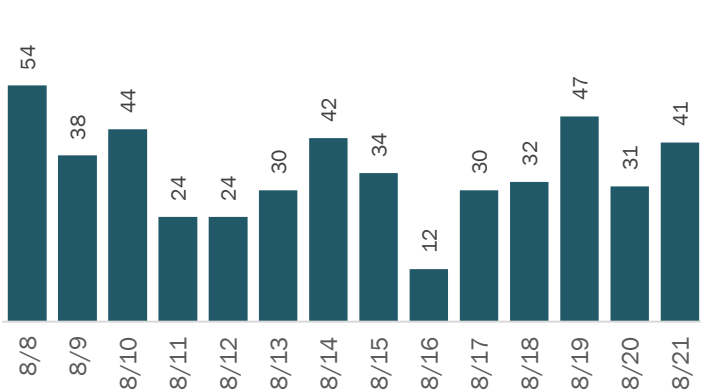
Data in this report are provisional and subject to change.

Cases: people with positive PCR or antigen test result

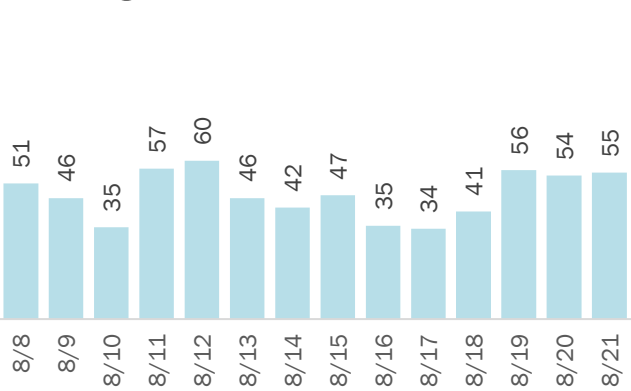
Total cases	3,921
Florida residents	3,893
Non-Florida residents	28
Type of case	
PCR positive	3,831
Antigen positive	62
Gender for Florida residents	
Men	1,745
Women	2,102
Unknown	46
Age for Florida residents	
Range	0 - 103
Median age	40

Cases in Florida residents by date case confirmed

Cases



Median age



Race, ethnicity	Cases	Hospitalizations	Deaths
White	2,152 55%	148 67%	50 70%
Hispanic	293 8%	21 9%	2 3%
Non-Hispanic	1,738 45%	125 56%	42 59%
Unknown ethnicity	121 3%	2 1%	6 8%
Black	365 9%	42 19%	10 14%
Hispanic	8 0%	0 0%	0 0%
Non-Hispanic	332 9%	40 18%	8 11%
Unknown ethnicity	25 1%	2 1%	2 3%
Other	681 17%	24 11%	9 13%
Hispanic	208 5%	9 4%	4 6%
Non-Hispanic	414 11%	14 6%	5 7%
Unknown ethnicity	59 2%	1 0%	0 0%
Unknown race	695 18%	8 4%	2 3%
Hispanic	21 1%	2 1%	0 0%
Non-Hispanic	32 1%	1 0%	1 1%
Unknown ethnicity	642 16%	5 2%	1 1%
Total	3,893	222	71

Outcomes for Florida residents

Okaloosa	
Hospitalizations	222 (6% of all cases)
Deaths	71 (2% of all cases)
New deaths	1

Statewide

Hospitalizations	36,329 (6% of all cases)
Deaths	10,274 (2% of all cases)
New deaths	106

New deaths are those identified since last report.

Cases in facility staff/residents

Okaloosa	
Long-term care	447 (11% of all cases)
Correctional	77 (2% of all cases)

Statewide

Long-term care	36,901 (6% of all cases)
Correctional	19,232 (3% of all cases)

Age group	All cases	New cases (8/21)	Hospitalizations	Deaths
0-4 years	43 1%	0 0%	0 0%	0 0%
5-14 years	136 3%	1 2%	1 0%	0 0%
15-24 years	647 17%	2 5%	5 2%	0 0%
25-34 years	781 20%	8 20%	19 9%	3 4%
35-44 years	614 16%	4 10%	25 11%	0 0%
45-54 years	530 14%	4 10%	24 11%	5 7%
55-64 years	478 12%	7 17%	39 18%	9 13%
65-74 years	319 8%	5 12%	43 19%	7 10%
75-84 years	193 5%	5 12%	44 20%	22 31%
85+ years	146 4%	5 12%	22 10%	25 35%
Unknown	6 0%	0 0%	0 0%	0 0%
Total	3,893	41	222	71

Hospitalization counts include anyone who was hospitalized at some point during their illness. It does not reflect the number of people currently hospitalized.

Other race includes any person with a race of American Indian/Alaskan native, Asian, native Hawaiian/Pacific Islander, or other.

COVID-19: summary for Okaloosa County

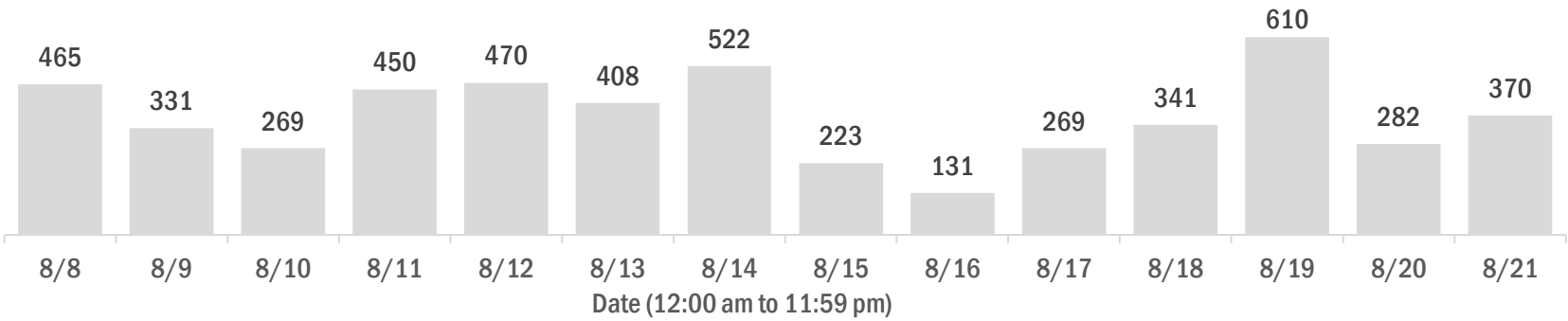
Data through Aug 21, 2020 verified as of Aug 22, 2020 at 09:25 AM

Data in this report are provisional and subject to change.

Laboratory testing for Florida residents over the past 2 weeks

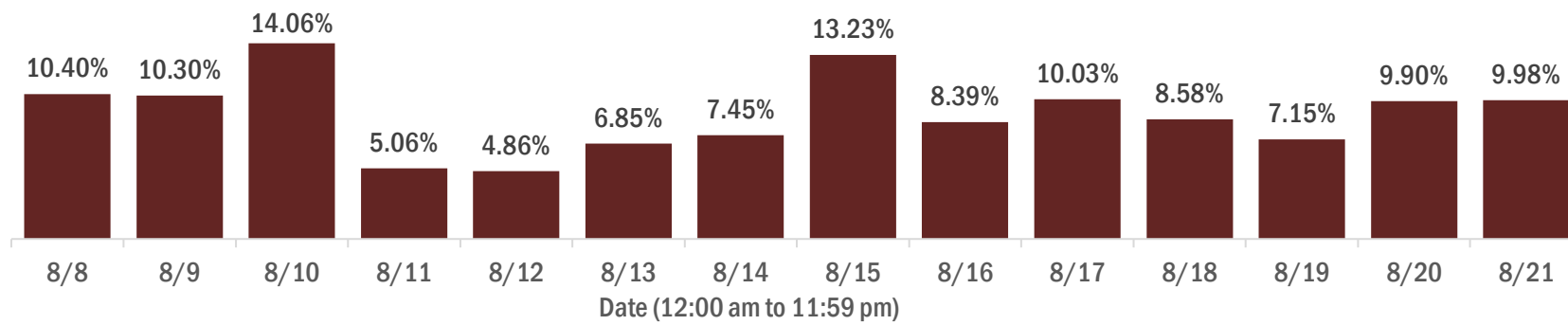
Number of Florida residents who tested negative per day

These counts include the number of people for whom the Department received negative PCR or antigen laboratory results by day. People who tested negative on multiple days will be included once for each day they are tested. Negative results for persons who has previously tested positive are excluded.



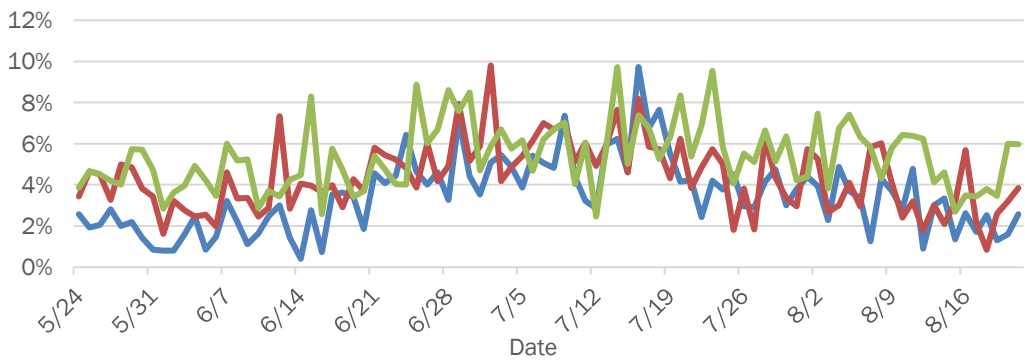
Percent positivity for new cases in Florida residents

These counts include the number of Florida residents for whom the department received PCR or antigen laboratory results by day. This percent is the number of people who test positive for the first time divided by all the people tested that day, excluding people who have previously tested positive.



Emergency department (ED) and freestanding ED (FSED) chief complaint and admission data for Okaloosa County

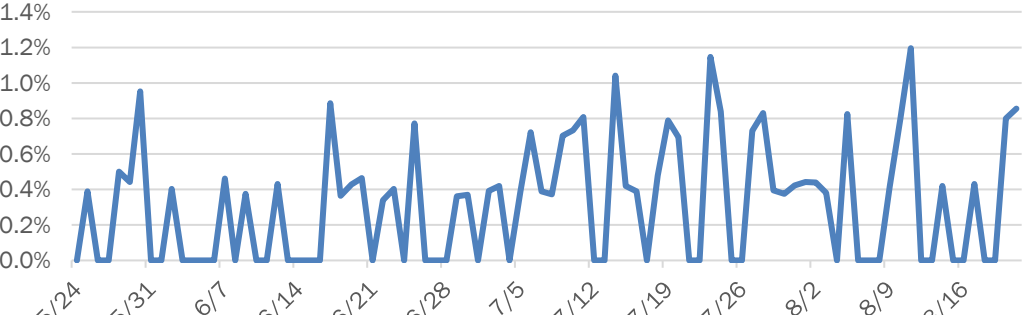
Daily percent of ED visits mentioning
cough, fever, or shortness of breath



Weekly count of ED and FSED visits for
influenza-like illness



Daily percent of ED visits resulting in
cough-associated admissions



Weekly count of ED and FSED visits for
COVID-like illness

