

# COVID-19: summary for Okaloosa County

Data through Aug 23, 2020 verified as of Aug 24, 2020 at 09:25 AM

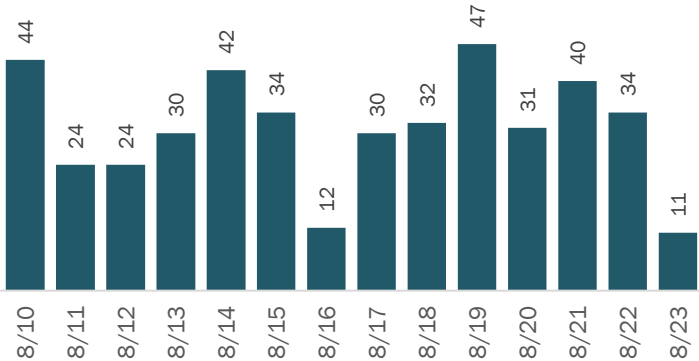
Data in this report are provisional and subject to change.

Cases: people with positive PCR or antigen test result

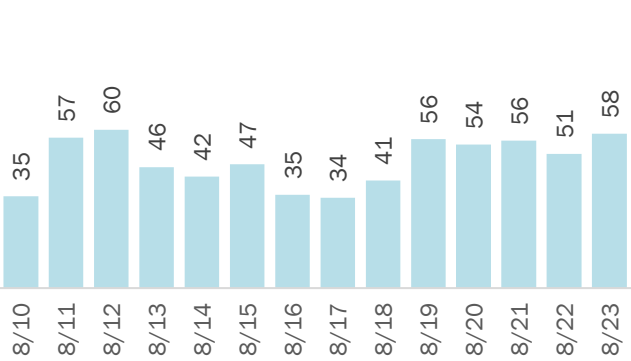
Total cases	3,965
Florida residents	3,937
Non-Florida residents	28
Type of case	
PCR positive	3,875
Antigen positive	62
Gender for Florida residents	
Men	1,762
Women	2,130
Unknown	45
Age for Florida residents	
Range	0 - 103
Median age	40

Cases in Florida residents by date case confirmed

Cases



Median age



Race, ethnicity	Cases	Hospitalizations	Deaths
White	2,180 55%	149 67%	50 70%
Hispanic	295 7%	21 9%	2 3%
Non-Hispanic	1,761 45%	126 57%	42 59%
Unknown ethnicity	124 3%	2 1%	6 8%
Black	369 9%	42 19%	10 14%
Hispanic	8 0%	0 0%	0 0%
Non-Hispanic	335 9%	40 18%	8 11%
Unknown ethnicity	26 1%	2 1%	2 3%
Other	686 17%	24 11%	9 13%
Hispanic	210 5%	9 4%	4 6%
Non-Hispanic	417 11%	14 6%	5 7%
Unknown ethnicity	59 1%	1 0%	0 0%
Unknown race	702 18%	8 4%	2 3%
Hispanic	22 1%	2 1%	0 0%
Non-Hispanic	33 1%	1 0%	1 1%
Unknown ethnicity	647 16%	5 2%	1 1%
Total	3,937	223	71

Outcomes for Florida residents

Okaloosa		
Hospitalizations	223	(6% of all cases)
Deaths	71	(2% of all cases)
New deaths	0	

Statewide

Hospitalizations	36,596	(6% of all cases)
Deaths	10,397	(2% of all cases)
New deaths	72	

New deaths are those identified since last report.

Cases in facility staff/residents

Okaloosa		
Long-term care	458	(12% of all cases)
Correctional	77	(2% of all cases)

Statewide

Long-term care	37,275	(6% of all cases)
Correctional	19,414	(3% of all cases)

Age group	All cases	New cases (8/23)	Hospitalizations	Deaths
0-4 years	44 1%	0 0%	0 0%	0 0%
5-14 years	137 3%	0 0%	1 0%	0 0%
15-24 years	650 17%	2 18%	5 2%	0 0%
25-34 years	784 20%	0 0%	19 9%	3 4%
35-44 years	619 16%	0 0%	25 11%	0 0%
45-54 years	539 14%	1 9%	24 11%	5 7%
55-64 years	488 12%	3 27%	39 17%	9 13%
65-74 years	322 8%	1 9%	44 20%	7 10%
75-84 years	195 5%	1 9%	44 20%	22 31%
85+ years	153 4%	3 27%	22 10%	25 35%
Unknown	6 0%	0 0%	0 0%	0 0%
Total	3,937	11	223	71

**Hospitalization** counts include anyone who was hospitalized at some point during their illness. It does not reflect the number of people currently hospitalized.

**Other race** includes any person with a race of American Indian/Alaskan native, Asian, native Hawaiian/Pacific Islander, or other.

# COVID-19: summary for Okaloosa County

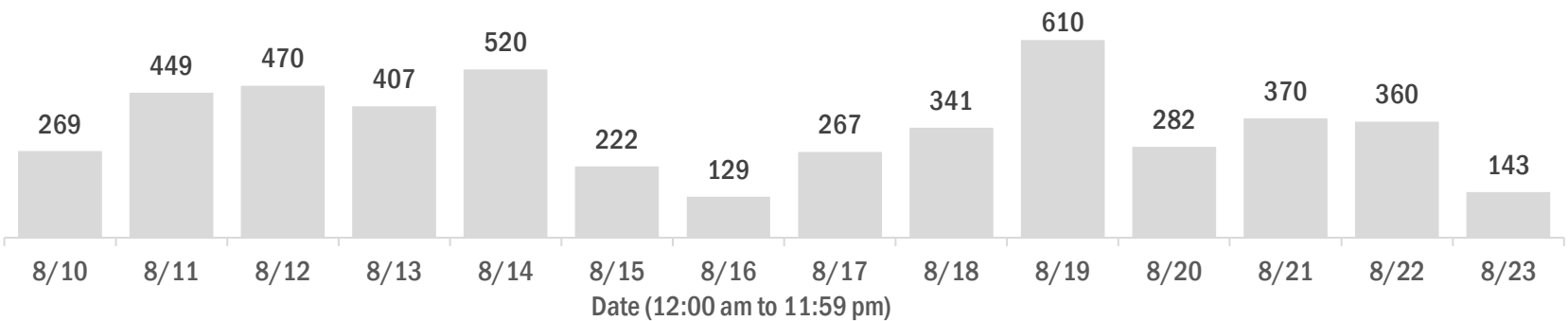
Data through Aug 23, 2020 verified as of Aug 24, 2020 at 09:25 AM

Data in this report are provisional and subject to change.

## Laboratory testing for Florida residents over the past 2 weeks

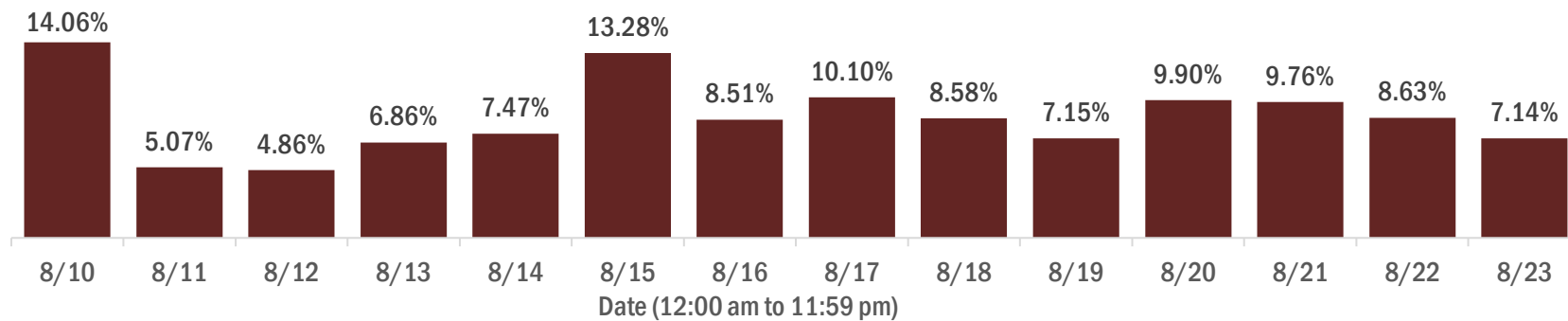
### Number of Florida residents who tested negative per day

These counts include the number of people for whom the Department received negative PCR or antigen laboratory results by day. People who tested negative on multiple days will be included once for each day they are tested. Negative results for persons who has previously tested positive are excluded.



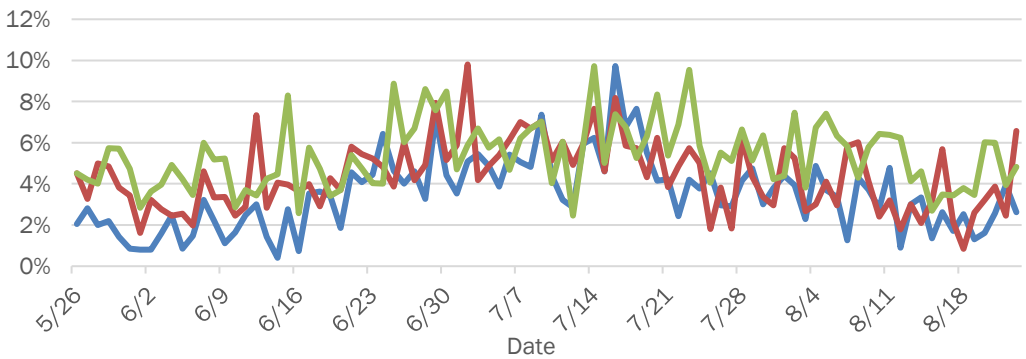
### Percent positivity for new cases in Florida residents

These counts include the number of Florida residents for whom the department received PCR or antigen laboratory results by day. This percent is the number of people who test positive for the first time divided by all the people tested that day, excluding people who have previously tested positive.

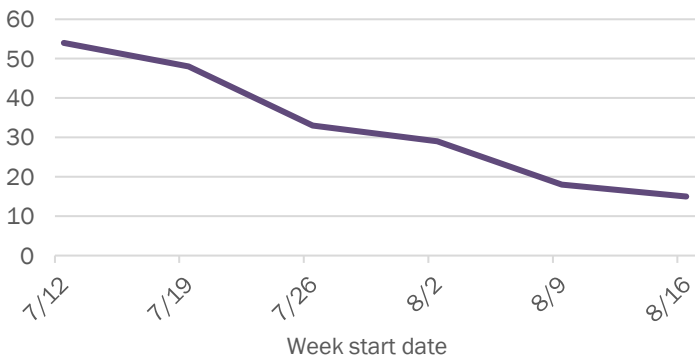


## Emergency department (ED) and freestanding ED (FSED) chief complaint and admission data for Okaloosa County

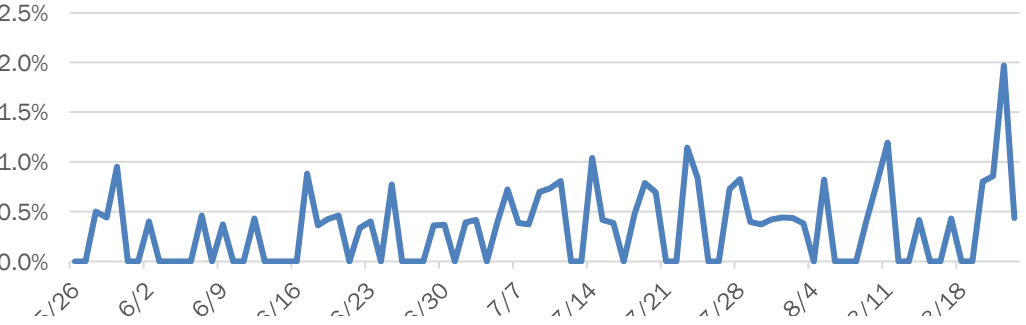
### Daily percent of ED visits mentioning cough, fever, or shortness of breath



### Weekly count of ED and FSED visits for influenza-like illness



### Daily percent of ED visits resulting in cough-associated admissions



### Weekly count of ED and FSED visits for COVID-like illness

