

COVID-19: summary for Okaloosa County

Data through Aug 24, 2020 verified as of Aug 25, 2020 at 09:25 AM

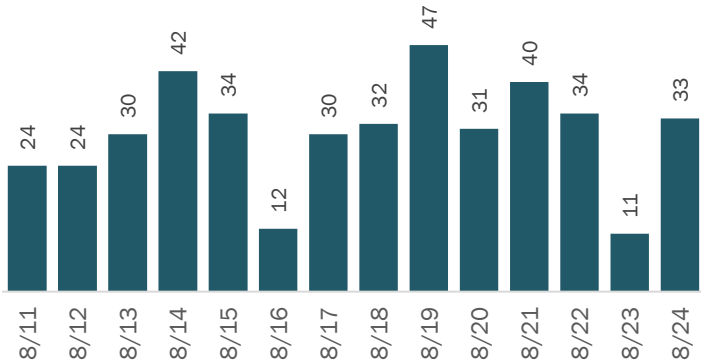
Data in this report are provisional and subject to change.

Cases: people with positive PCR or antigen test result

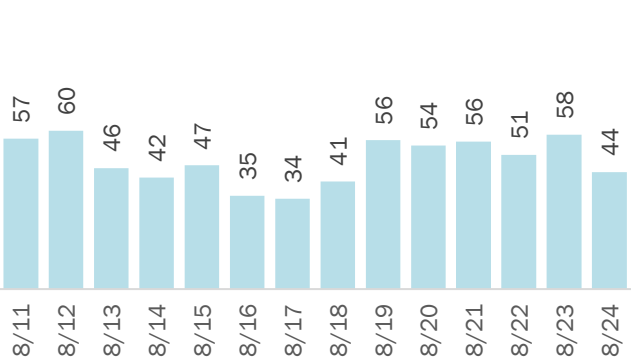
Total cases	3,998
Florida residents	3,969
Non-Florida residents	29
Type of case	
PCR positive	3,906
Antigen positive	63
Gender for Florida residents	
Men	1,774
Women	2,150
Unknown	45
Age for Florida residents	
Range	0 - 103
Median age	40

Cases in Florida residents by date case confirmed

Cases



Median age



Race, ethnicity	Cases	Hospitalizations	Deaths
White	2,200 55%	153 67%	52 70%
Hispanic	299 8%	21 9%	2 3%
Non-Hispanic	1,778 45%	129 56%	43 58%
Unknown ethnicity	123 3%	3 1%	7 9%
Black	373 9%	42 18%	10 14%
Hispanic	8 0%	0 0%	0 0%
Non-Hispanic	340 9%	40 17%	8 11%
Unknown ethnicity	25 1%	2 1%	2 3%
Other	699 18%	25 11%	9 12%
Hispanic	216 5%	9 4%	4 5%
Non-Hispanic	423 11%	15 7%	5 7%
Unknown ethnicity	60 2%	1 0%	0 0%
Unknown race	697 18%	9 4%	3 4%
Hispanic	22 1%	2 1%	0 0%
Non-Hispanic	34 1%	1 0%	1 1%
Unknown ethnicity	641 16%	6 3%	2 3%
Total	3,969	229	74

Outcomes for Florida residents

Okaloosa	
Hospitalizations	229 (6% of all cases)
Deaths	74 (2% of all cases)
New deaths	3

Statewide

Hospitalizations	37,038 (6% of all cases)
Deaths	10,580 (2% of all cases)
New deaths	183

New deaths are those identified since last report.

Cases in facility staff/residents

Okaloosa	
Long-term care	466 (12% of all cases)
Correctional	77 (2% of all cases)

Statewide

Long-term care	37,815 (6% of all cases)
Correctional	19,552 (3% of all cases)

Age group	All cases	New cases (8/24)	Hospitalizations	Deaths
0-4 years	45 1%	1 3%	0 0%	0 0%
5-14 years	139 4%	2 6%	1 0%	0 0%
15-24 years	655 17%	5 15%	5 2%	0 0%
25-34 years	790 20%	6 18%	19 8%	3 4%
35-44 years	622 16%	3 9%	25 11%	0 0%
45-54 years	542 14%	4 12%	24 10%	5 7%
55-64 years	495 12%	7 21%	41 18%	9 12%
65-74 years	324 8%	2 6%	44 19%	7 9%
75-84 years	197 5%	2 6%	46 20%	24 32%
85+ years	154 4%	1 3%	24 10%	26 35%
Unknown	6 0%	0 0%	0 0%	0 0%
Total	3,969	33	229	74

Hospitalization counts include anyone who was hospitalized at some point during their illness. It does not reflect the number of people currently hospitalized.

Other race includes any person with a race of American Indian/Alaskan native, Asian, native Hawaiian/Pacific Islander, or other.

COVID-19: summary for Okaloosa County

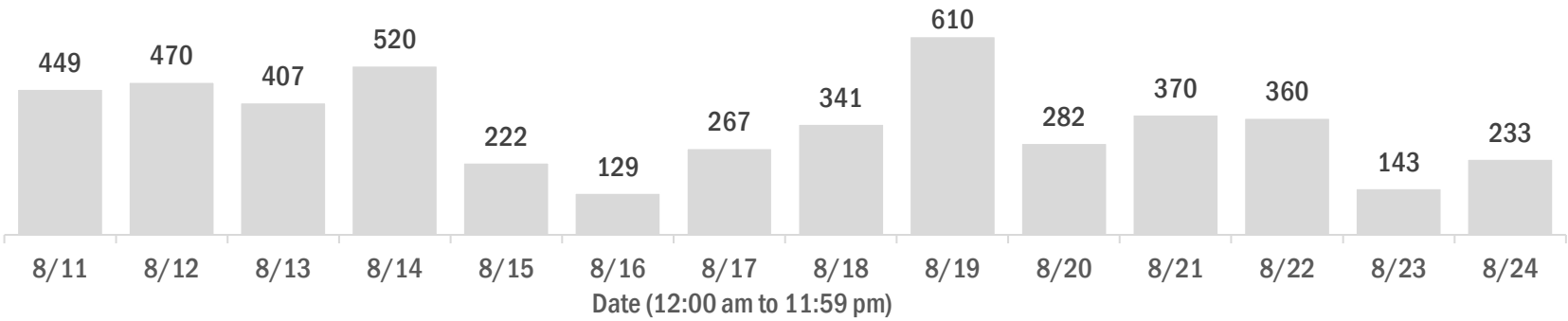
Data through Aug 24, 2020 verified as of Aug 25, 2020 at 09:25 AM

Data in this report are provisional and subject to change.

Laboratory testing for Florida residents over the past 2 weeks

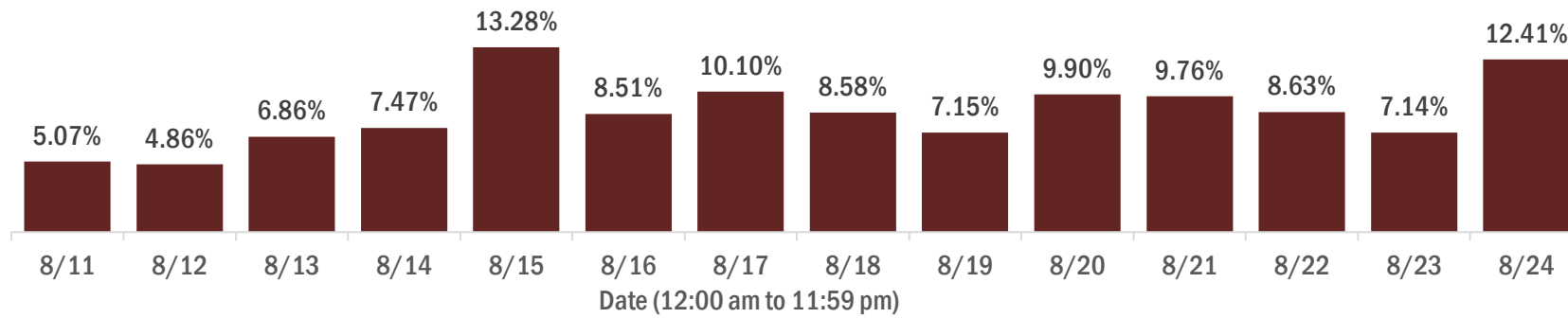
Number of Florida residents who tested negative per day

These counts include the number of people for whom the Department received negative PCR or antigen laboratory results by day. People who tested negative on multiple days will be included once for each day they are tested. Negative results for persons who has previously tested positive are excluded.



Percent positivity for new cases in Florida residents

These counts include the number of Florida residents for whom the department received PCR or antigen laboratory results by day. This percent is the number of people who test positive for the first time divided by all the people tested that day, excluding people who have previously tested positive.



Emergency department (ED) and freestanding ED (FSED) chief complaint and admission data for Okaloosa County

