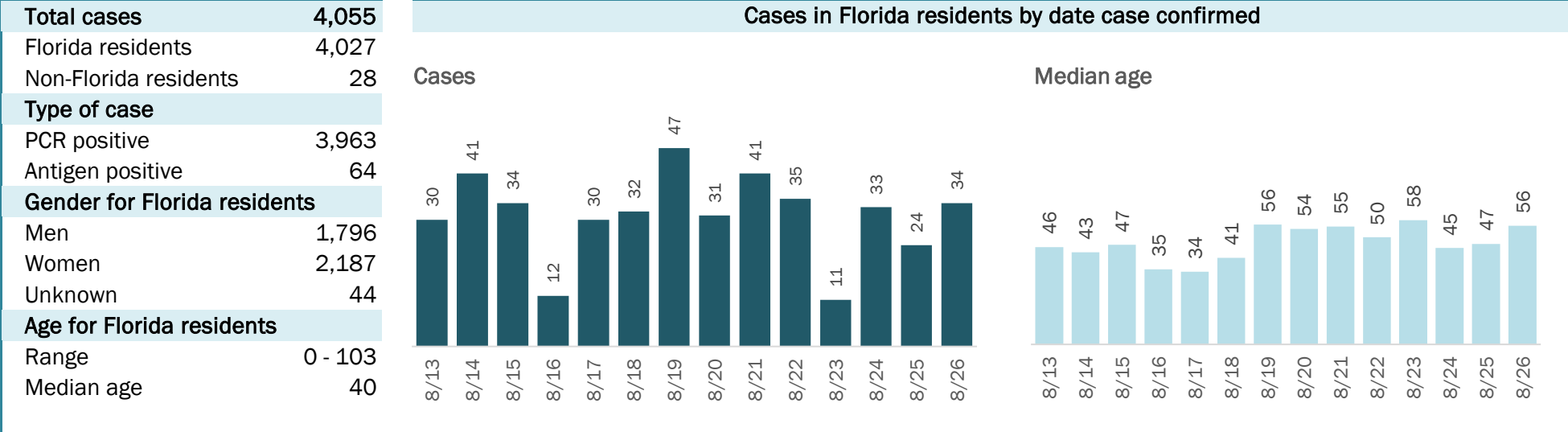


# COVID-19: summary for Okaloosa County

Data through Aug 26, 2020 verified as of Aug 27, 2020 at 09:25 AM

Data in this report are provisional and subject to change.

Cases: people with positive PCR or antigen test result



Race, ethnicity	Cases	Hospitalizations	Deaths
White	2,240	157	53
Hispanic	306	22	2
Non-Hispanic	1,810	132	44
Unknown ethnicity	124	3	7
Black	387	43	10
Hispanic	8	0	0
Non-Hispanic	356	41	8
Unknown ethnicity	23	2	2
Other	716	26	9
Hispanic	216	9	4
Non-Hispanic	433	16	5
Unknown ethnicity	67	1	0
Unknown race	684	9	3
Hispanic	22	2	0
Non-Hispanic	37	1	1
Unknown ethnicity	625	6	2
Total	4,027	235	75

## Outcomes for Florida residents

Okaloosa		
Hospitalizations	235	(6% of all cases)
Deaths	75	(2% of all cases)
New deaths	0	

Statewide		
Hospitalizations	37,718	(6% of all cases)
Deaths	10,868	(2% of all cases)
New deaths	135	

New deaths are those identified since last report.

Cases in facility staff/residents		
Okaloosa		
Long-term care	485	(12% of all cases)
Correctional	77	(2% of all cases)

Statewide		
Long-term care	38,770	(6% of all cases)
Correctional	19,846	(3% of all cases)

Age group	All cases	New cases (8/26)	Hospitalizations	Deaths
0-4 years	45	0	0	0
5-14 years	139	0	1	0
15-24 years	661	4	5	0
25-34 years	795	1	19	3
35-44 years	632	6	25	0
45-54 years	554	6	25	5
55-64 years	504	5	41	9
65-74 years	331	4	44	7
75-84 years	201	3	49	24
85+ years	159	5	26	27
Unknown	6	0	0	0
Total	4,027	34	235	75

**Hospitalization** counts include anyone who was hospitalized at some point during their illness. It does not reflect the number of people currently hospitalized.  
**Other race** includes any person with a race of American Indian/Alaskan native, Asian, native Hawaiian/Pacific Islander, or other.

# COVID-19: summary for Okaloosa County

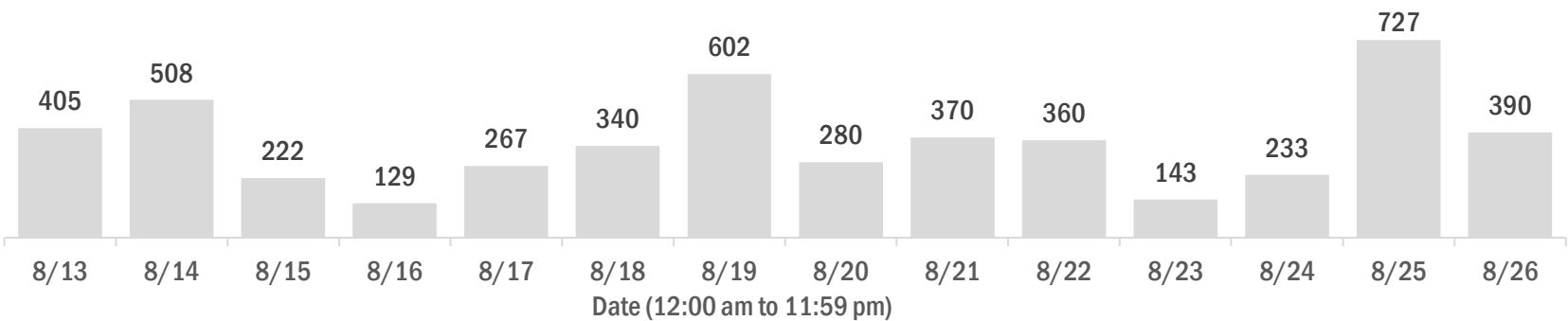
Data through Aug 26, 2020 verified as of Aug 27, 2020 at 09:25 AM

Data in this report are provisional and subject to change.

## Laboratory testing for Florida residents over the past 2 weeks

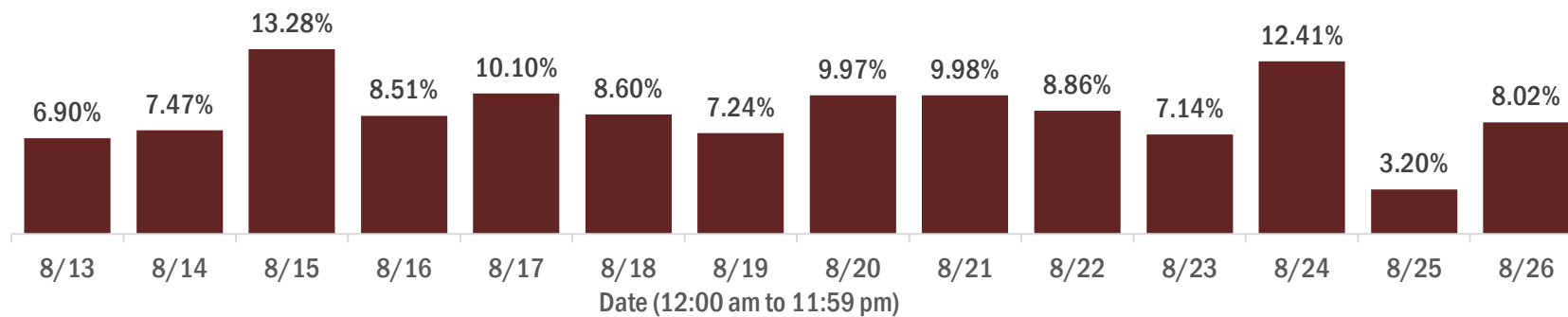
### Number of Florida residents who tested negative per day

These counts include the number of people for whom the Department received negative PCR or antigen laboratory results by day. People who tested negative on multiple days will be included once for each day they are tested. Negative results for persons who has previously tested positive are excluded.



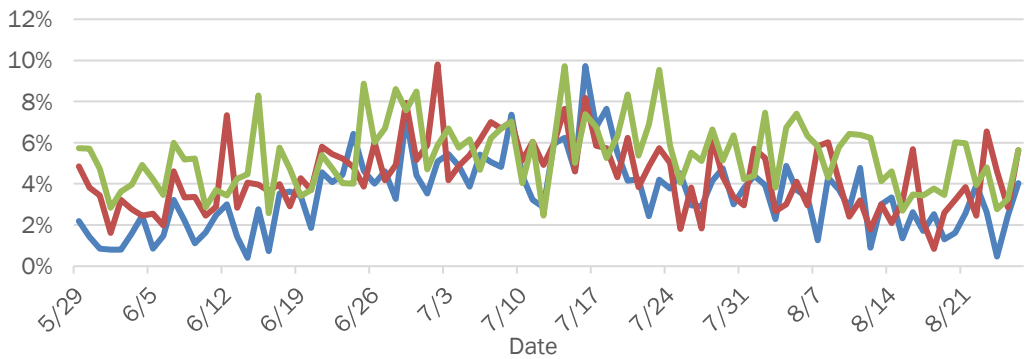
### Percent positivity for new cases in Florida residents

These counts include the number of Florida residents for whom the department received PCR or antigen laboratory results by day. This percent is the number of people who test positive for the first time divided by all the people tested that day, excluding people who have previously tested positive.

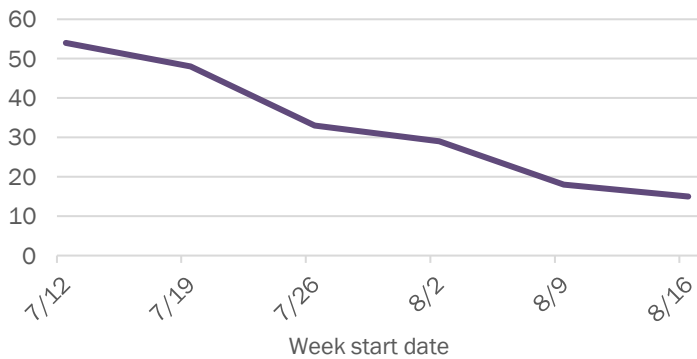


## Emergency department (ED) and freestanding ED (FSED) chief complaint and admission data for Okaloosa County

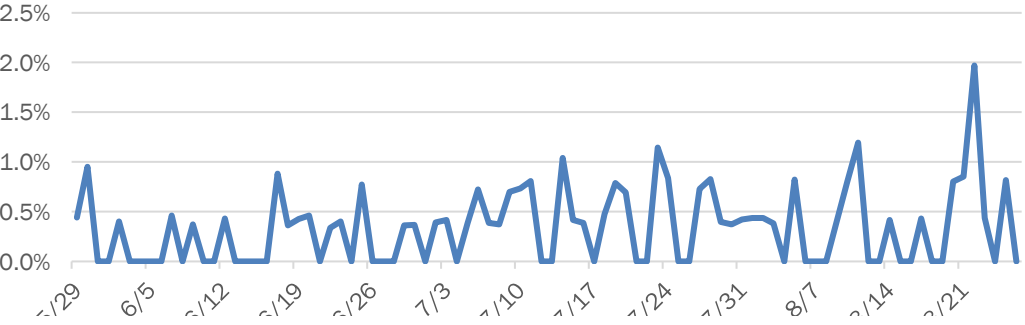
### Daily percent of ED visits mentioning cough, fever, or shortness of breath



### Weekly count of ED and FSED visits for influenza-like illness



### Daily percent of ED visits resulting in cough-associated admissions



### Weekly count of ED and FSED visits for COVID-like illness

