

COVID-19: summary for Okaloosa County

Data through Aug 27, 2020 verified as of Aug 28, 2020 at 09:25 AM

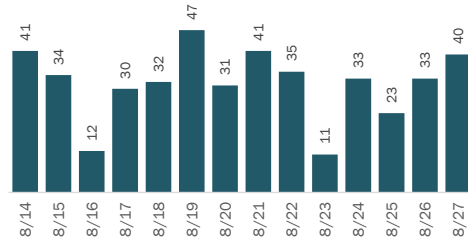
Data in this report are provisional and subject to change.

Cases: people with positive PCR or antigen test result

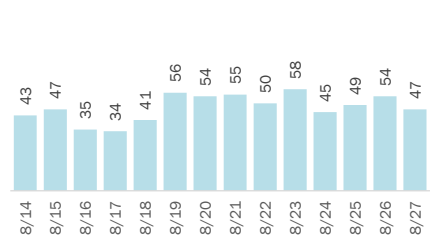
Total cases	4,094
Florida residents	4,066
Non-Florida residents	28
Type of case	
PCR positive	4,001
Antigen positive	65
Gender for Florida residents	
Men	1,813
Women	2,210
Unknown	43
Age for Florida residents	
Range	0 - 103
Median age	40

Cases in Florida residents by date case confirmed

Cases



Median age



Race, ethnicity	Cases	Hospitalizations	Deaths
White	2,260	56%	161
Hispanic	306	8%	22
Non-Hispanic	1,827	45%	136
Unknown ethnicity	127	3%	3
Black	389	10%	43
Hispanic	9	0%	0
Non-Hispanic	358	9%	42
Unknown ethnicity	22	1%	1
Other	725	18%	27
Hispanic	217	5%	10
Non-Hispanic	440	11%	16
Unknown ethnicity	68	2%	1
Unknown race	692	17%	8
Hispanic	21	1%	2
Non-Hispanic	40	1%	1
Unknown ethnicity	631	16%	5
Total	4,066	239	76

Outcomes for Florida residents

Okaloosa

Hospitalizations	239	(6% of all cases)
Deaths	76	(2% of all cases)
New deaths	1	

Statewide

Hospitalizations	38,029	(6% of all cases)
Deaths	10,957	(2% of all cases)
New deaths	89	

New deaths are those identified since last report.

Cases in facility staff/residents

Okaloosa

Long-term care	492	(12% of all cases)
Correctional	77	(2% of all cases)

Statewide

Long-term care	39,128	(6% of all cases)
Correctional	20,014	(3% of all cases)

Age group	All cases	New cases (8/27)	Hospitalizations	Deaths
0-4 years	45	1%	0	0%
5-14 years	144	4%	5	0%
15-24 years	670	16%	9	0%
25-34 years	798	20%	4	3
35-44 years	633	16%	1	0
45-54 years	559	14%	5	5
55-64 years	505	12%	2	9
65-74 years	335	8%	3	8
75-84 years	207	5%	6	24
85+ years	164	4%	5	27
Unknown	6	0%	0	0
Total	4,066	40	239	76

Hospitalization counts include anyone who was hospitalized at some point during their illness. It does not reflect the number of people currently hospitalized.

Other race includes any person with a race of American Indian/Alaskan native, Asian, native Hawaiian/Pacific Islander, or other.

COVID-19: summary for Okaloosa County

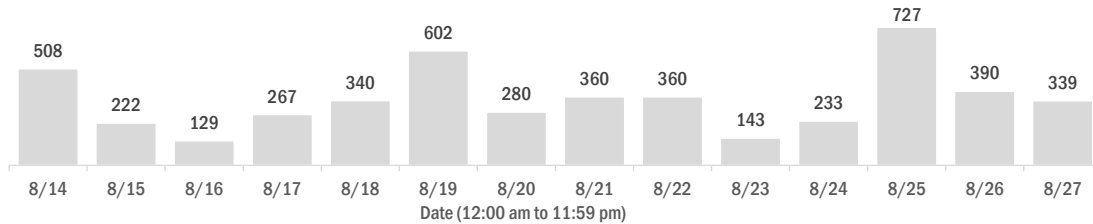
Data through Aug 27, 2020 verified as of Aug 28, 2020 at 09:25 AM

Data in this report are provisional and subject to change.

Laboratory testing for Florida residents over the past 2 weeks

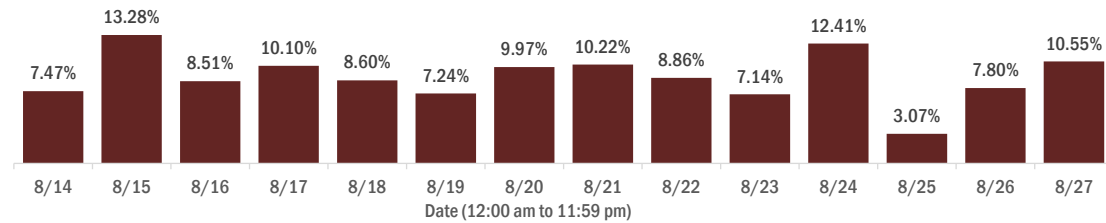
Number of Florida residents who tested negative per day

These counts include the number of people for whom the Department received negative PCR or antigen laboratory results by day. People who tested negative on multiple days will be included once for each day they are tested. Negative results for persons who have previously tested positive are excluded.



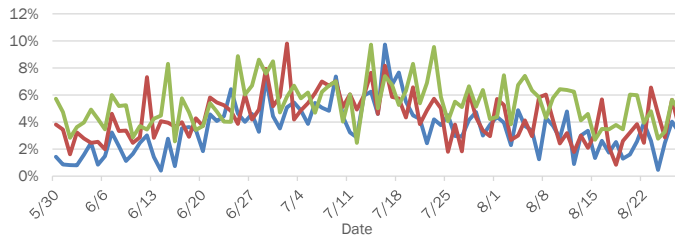
Percent positivity for new cases in Florida residents

These counts include the number of Florida residents for whom the department received PCR or antigen laboratory results by day. This percent is the number of people who test positive for the first time divided by all the people tested that day, excluding people who have previously tested positive.

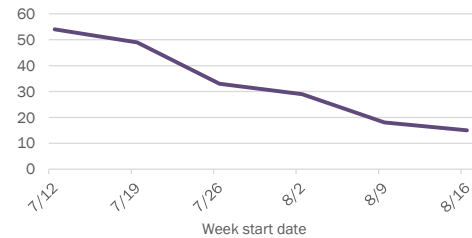


Emergency department (ED) and freestanding ED (FSED) chief complaint and admission data for Okaloosa County

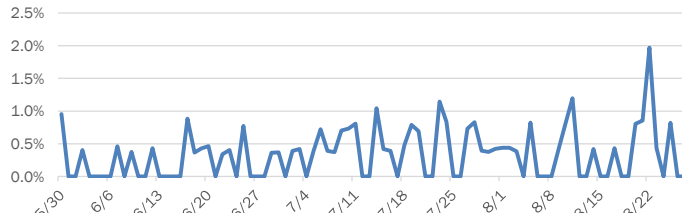
Daily percent of ED visits mentioning cough, fever, or shortness of breath



Weekly count of ED and FSED visits for influenza-like illness



Daily percent of ED visits resulting in cough-associated admissions



Weekly count of ED and FSED visits for COVID-like illness

