

COVID-19: summary for Okaloosa County

Data through Aug 29, 2020 verified as of Aug 30, 2020 at 09:25 AM

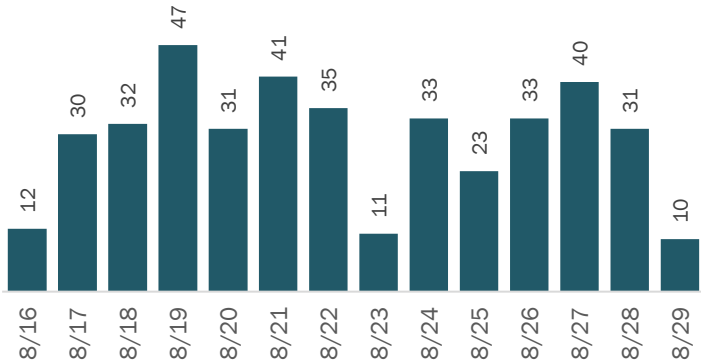
Data in this report are provisional and subject to change.

Cases: people with positive PCR or antigen test result

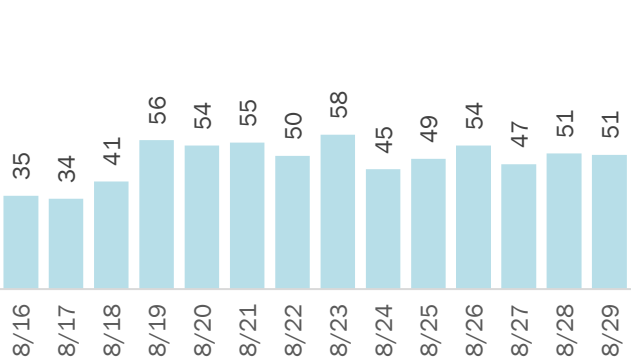
Total cases	4,134
Florida residents	4,106
Non-Florida residents	28
Type of case	
PCR positive	4,037
Antigen positive	69
Gender for Florida residents	
Men	1,828
Women	2,235
Unknown	43
Age for Florida residents	
Range	0 - 103
Median age	40

Cases in Florida residents by date case confirmed

Cases



Median age



Race, ethnicity	Cases	Hospitalizations	Deaths
White	2,287 56%	163 67%	54 70%
Hispanic	308 8%	22 9%	2 3%
Non-Hispanic	1,848 45%	138 57%	45 58%
Unknown ethnicity	131 3%	3 1%	7 9%
Black	391 10%	43 18%	11 14%
Hispanic	9 0%	0 0%	0 0%
Non-Hispanic	360 9%	42 17%	10 13%
Unknown ethnicity	22 1%	1 0%	1 1%
Other	740 18%	27 11%	9 12%
Hispanic	219 5%	10 4%	4 5%
Non-Hispanic	453 11%	16 7%	5 6%
Unknown ethnicity	68 2%	1 0%	0 0%
Unknown race	688 17%	9 4%	3 4%
Hispanic	21 1%	2 1%	0 0%
Non-Hispanic	40 1%	1 0%	1 1%
Unknown ethnicity	627 15%	6 2%	2 3%
Total	4,106	242	77

Outcomes for Florida residents

Okaloosa		
Hospitalizations	242	(6% of all cases)
Deaths	77	(2% of all cases)
New deaths	1	

Statewide

Hospitalizations	38,410	(6% of all cases)
Deaths	11,119	(2% of all cases)
New deaths	14	

New deaths are those identified since last report.

Cases in facility staff/residents

Okaloosa		
Long-term care	496	(12% of all cases)
Correctional	78	(2% of all cases)

Statewide

Long-term care	39,604	(6% of all cases)
Correctional	20,298	(3% of all cases)

Age group	All cases	New cases (8/29)	Hospitalizations	Deaths
0-4 years	47 1%	2 20%	0 0%	0 0%
5-14 years	146 4%	0 0%	1 0%	0 0%
15-24 years	678 17%	1 10%	5 2%	0 0%
25-34 years	801 20%	0 0%	19 8%	4 5%
35-44 years	634 15%	0 0%	25 10%	0 0%
45-54 years	567 14%	3 30%	27 11%	5 6%
55-64 years	507 12%	0 0%	41 17%	9 12%
65-74 years	342 8%	3 30%	46 19%	8 10%
75-84 years	213 5%	1 10%	51 21%	24 31%
85+ years	165 4%	0 0%	27 11%	27 35%
Unknown	6 0%	0 0%	0 0%	0 0%
Total	4,106	10	242	77

Hospitalization counts include anyone who was hospitalized at some point during their illness. It does not reflect the number of people currently hospitalized.

Other race includes any person with a race of American Indian/Alaskan native, Asian, native Hawaiian/Pacific Islander, or other.

COVID-19: summary for Okaloosa County

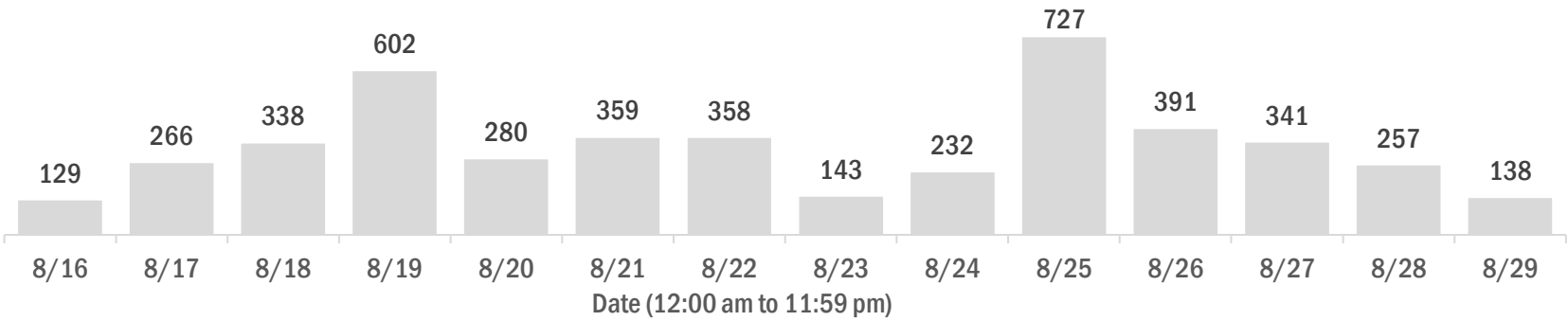
Data through Aug 29, 2020 verified as of Aug 30, 2020 at 09:25 AM

Data in this report are provisional and subject to change.

Laboratory testing for Florida residents over the past 2 weeks

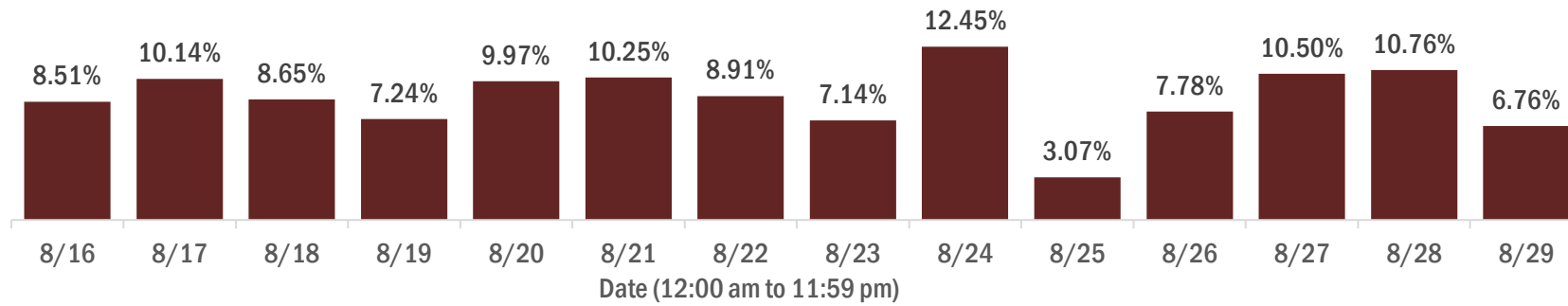
Number of Florida residents who tested negative per day

These counts include the number of people for whom the Department received negative PCR or antigen laboratory results by day. People who tested negative on multiple days will be included once for each day they are tested. Negative results for persons who has previously tested positive are excluded.



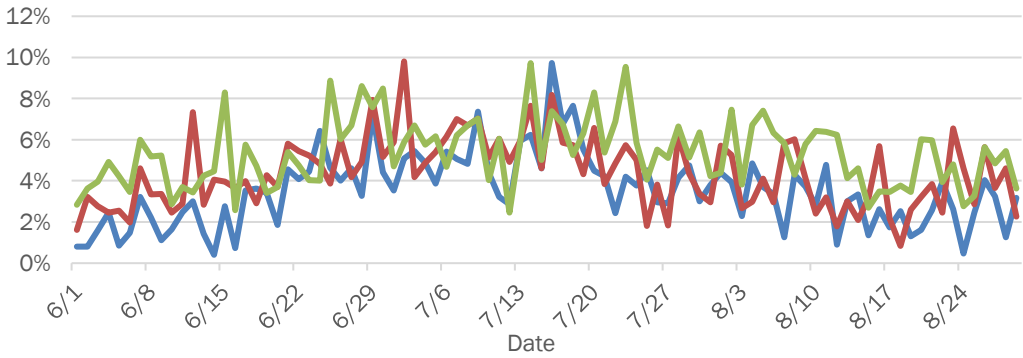
Percent positivity for new cases in Florida residents

These counts include the number of Florida residents for whom the department received PCR or antigen laboratory results by day. This percent is the number of people who test positive for the first time divided by all the people tested that day, excluding people who have previously tested positive.

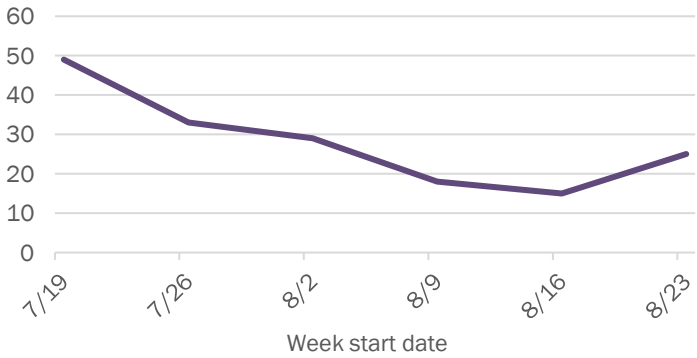


Emergency department (ED) and freestanding ED (FSED) chief complaint and admission data for Okaloosa County

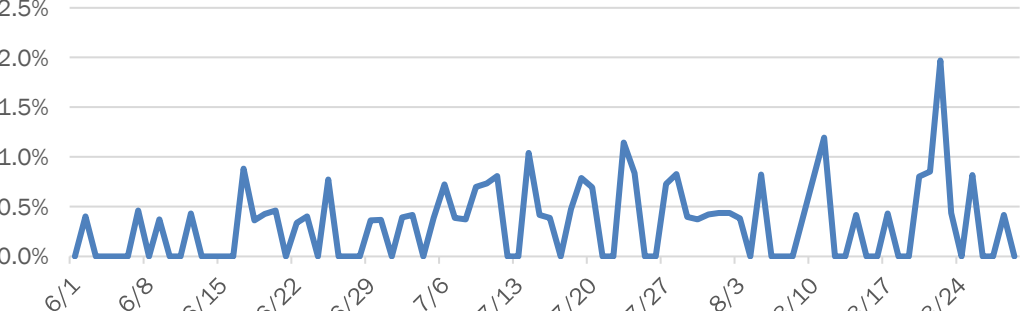
Daily percent of ED visits mentioning cough, fever, or shortness of breath



Weekly count of ED and FSED visits for influenza-like illness



Daily percent of ED visits resulting in cough-associated admissions



Weekly count of ED and FSED visits for COVID-like illness

