

COVID-19: summary for Okaloosa County

Data through Aug 30, 2020 verified as of Aug 31, 2020 at 09:25 AM

Data in this report are provisional and subject to change.

Cases: people with positive PCR or antigen test result

Total cases		Cases in Florida residents by date case confirmed	
4,154			
Florida residents			
4,126			
Non-Florida residents			
28			
Type of case			
PCR positive			
4,057			
Antigen positive			
69			
Gender for Florida residents			
Men			
1,840			
Women			
2,243			
Unknown			
43			
Age for Florida residents			
Range			
0 - 103			
Median age			
40			

Race, ethnicity	Cases	Hospitalizations	Deaths
White	2,293 56%	163 67%	54 70%
Hispanic	309 7%	22 9%	2 3%
Non-Hispanic	1,852 45%	138 57%	45 58%
Unknown ethnicity	132 3%	3 1%	7 9%
Black	393 10%	43 18%	11 14%
Hispanic	10 0%	0 0%	0 0%
Non-Hispanic	361 9%	42 17%	10 13%
Unknown ethnicity	22 1%	1 0%	1 1%
Other	746 18%	27 11%	9 12%
Hispanic	219 5%	10 4%	4 5%
Non-Hispanic	459 11%	16 7%	5 6%
Unknown ethnicity	68 2%	1 0%	0 0%
Unknown race	694 17%	9 4%	3 4%
Hispanic	21 1%	2 1%	0 0%
Non-Hispanic	43 1%	1 0%	1 1%
Unknown ethnicity	630 15%	6 2%	2 3%
Total	4,126	242	77

Outcomes for Florida residents

Okaloosa		
Hospitalizations	242	(6% of all cases)
Deaths	77	(2% of all cases)
New deaths	0	

Statewide		
Hospitalizations	38,495	(6% of all cases)
Deaths	11,187	(2% of all cases)
New deaths	68	

New deaths are those identified since last report.

Cases in facility staff/residents		
Okaloosa		
Long-term care	496	(12% of all cases)
Correctional	78	(2% of all cases)

Statewide		
Long-term care	39,759	(6% of all cases)
Correctional	20,319	(3% of all cases)

Age group	All cases	New cases (8/30)	Hospitalizations	Deaths
0-4 years	47 1%	0 0%	0 0%	0 0%
5-14 years	146 4%	0 0%	1 0%	0 0%
15-24 years	679 16%	1 6%	5 2%	0 0%
25-34 years	806 20%	4 24%	19 8%	4 5%
35-44 years	638 15%	3 18%	25 10%	0 0%
45-54 years	569 14%	1 6%	27 11%	5 6%
55-64 years	510 12%	3 18%	41 17%	9 12%
65-74 years	345 8%	3 18%	46 19%	8 10%
75-84 years	215 5%	2 12%	51 21%	24 31%
85+ years	165 4%	0 0%	27 11%	27 35%
Unknown	6 0%	0 0%	0 0%	0 0%
Total	4,126	17	242	77

Hospitalization counts include anyone who was hospitalized at some point during their illness. It does not reflect the number of people currently hospitalized.
Other race includes any person with a race of American Indian/Alaskan native, Asian, native Hawaiian/Pacific Islander, or other.

COVID-19: summary for Okaloosa County

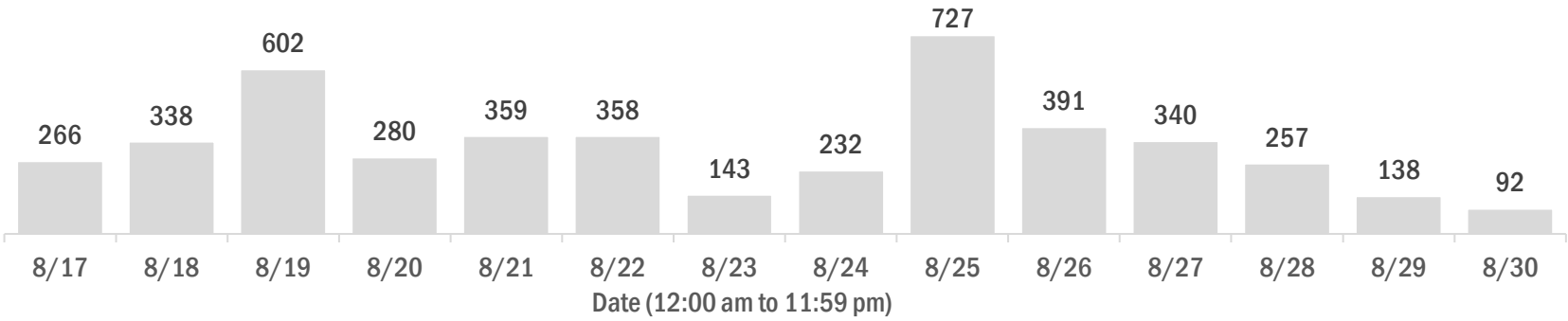
Data through Aug 30, 2020 verified as of Aug 31, 2020 at 09:25 AM

Data in this report are provisional and subject to change.

Laboratory testing for Florida residents over the past 2 weeks

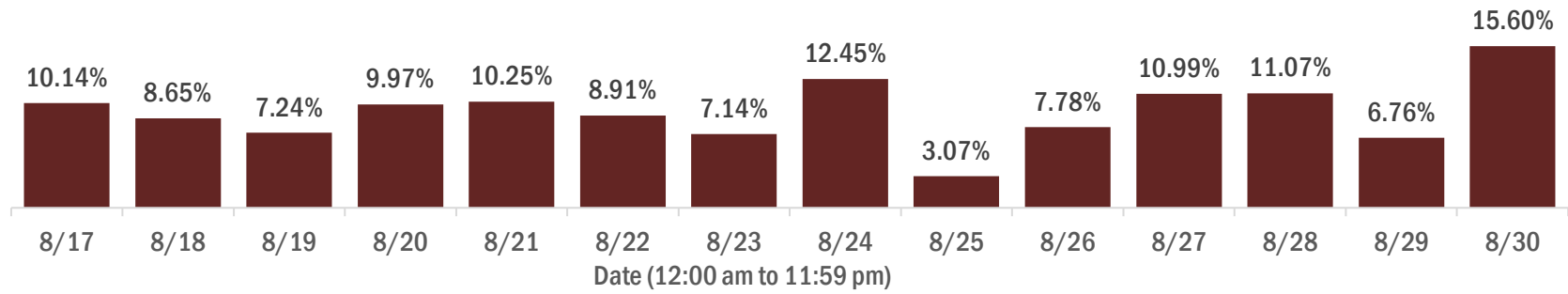
Number of Florida residents who tested negative per day

These counts include the number of people for whom the Department received negative PCR or antigen laboratory results by day. People who tested negative on multiple days will be included once for each day they are tested. Negative results for persons who has previously tested positive are excluded.



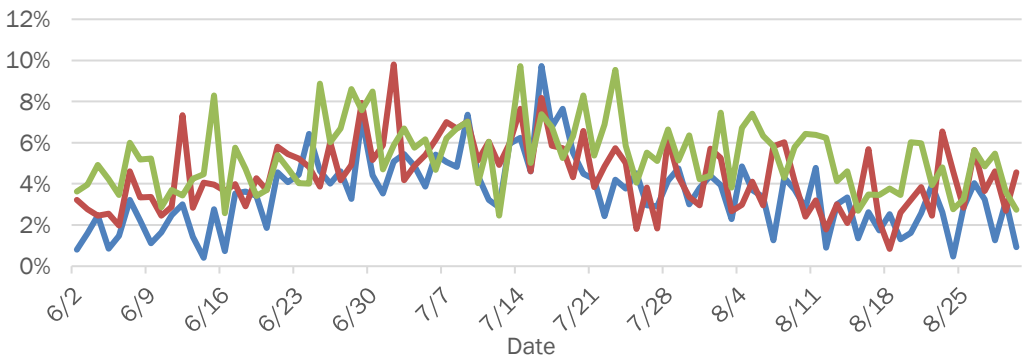
Percent positivity for new cases in Florida residents

These counts include the number of Florida residents for whom the department received PCR or antigen laboratory results by day. This percent is the number of people who test positive for the first time divided by all the people tested that day, excluding people who have previously tested positive.

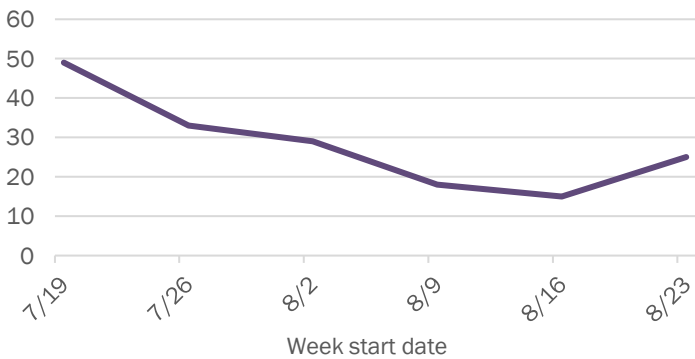


Emergency department (ED) and freestanding ED (FSED) chief complaint and admission data for Okaloosa County

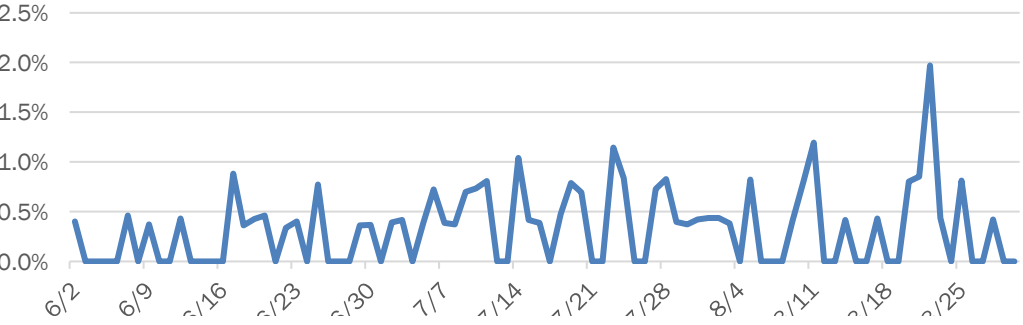
Daily percent of ED visits mentioning cough, fever, or shortness of breath



Weekly count of ED and FSED visits for influenza-like illness



Daily percent of ED visits resulting in cough-associated admissions



Weekly count of ED and FSED visits for COVID-like illness

