

# COVID-19: summary for Okaloosa County

Data through Aug 31, 2020 verified as of Sep 1, 2020 at 09:25 AM

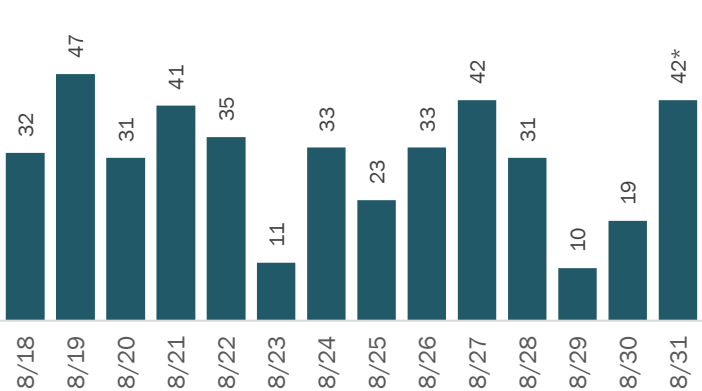
Data in this report are provisional and subject to change.

Cases: people with positive PCR or antigen test result

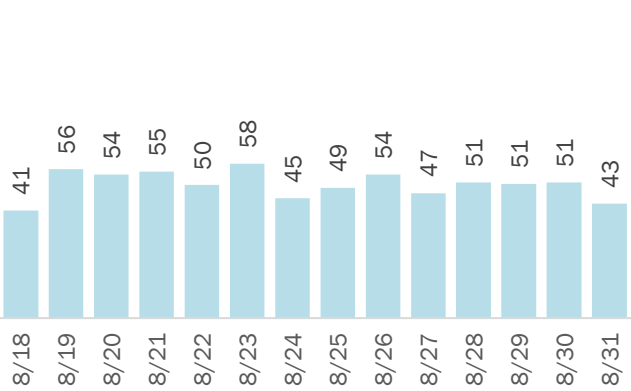
Total cases	4,199
Florida residents	4,171
Non-Florida residents	28
Type of case	
PCR positive	4,098
Antigen positive	73
Gender for Florida residents	
Men	1,855
Women	2,268
Unknown	48
Age for Florida residents	
Range	0 - 103
Median age	40

Cases in Florida residents by date case confirmed

Cases



Median age



\* Includes a one-time historical data submission of 23 cases from a large laboratory (some counties were not significantly affected). The number of new cases on 8/31 excluding the historical data submission was 19.

Race, ethnicity	Cases	Hospitalizations	Deaths
White	2,310 55%	163 67%	54 70%
Hispanic	310 7%	22 9%	2 3%
Non-Hispanic	1,870 45%	138 57%	45 58%
Unknown ethnicity	130 3%	3 1%	7 9%
Black	394 9%	43 18%	11 14%
Hispanic	10 0%	0 0%	0 0%
Non-Hispanic	362 9%	42 17%	10 13%
Unknown ethnicity	22 1%	1 0%	1 1%
Other	755 18%	27 11%	9 12%
Hispanic	221 5%	10 4%	4 5%
Non-Hispanic	465 11%	16 7%	5 6%
Unknown ethnicity	69 2%	1 0%	0 0%
Unknown race	712 17%	10 4%	3 4%
Hispanic	22 1%	2 1%	0 0%
Non-Hispanic	43 1%	1 0%	1 1%
Unknown ethnicity	647 16%	7 3%	2 3%
Total	4,171	243	77

Outcomes for Florida residents

Okaloosa		
Hospitalizations	243	(6% of all cases)
Deaths	77	(2% of all cases)
New deaths	0	

Statewide

Hospitalizations	38,859	(6% of all cases)
Deaths	11,374	(2% of all cases)
New deaths	187	

New deaths are those identified since last report.

Cases in facility staff/residents

Okaloosa		
Long-term care	515	(12% of all cases)
Correctional	82	(2% of all cases)

Statewide

Long-term care	40,205	(6% of all cases)
Correctional	20,410	(3% of all cases)

Age group	All cases	New cases (8/31)	Hospitalizations	Deaths
0-4 years	47 1%	0 0%	0 0%	0 0%
5-14 years	146 4%	0 0%	1 0%	0 0%
15-24 years	685 16%	4 10%	5 2%	0 0%
25-34 years	812 19%	7 17%	19 8%	4 5%
35-44 years	652 16%	13 31%	25 10%	0 0%
45-54 years	576 14%	7 17%	27 11%	5 6%
55-64 years	515 12%	5 12%	41 17%	9 12%
65-74 years	350 8%	5 12%	46 19%	8 10%
75-84 years	217 5%	1 2%	52 21%	24 31%
85+ years	165 4%	0 0%	27 11%	27 35%
Unknown	6 0%	0 0%	0 0%	0 0%
Total	4,171	42	243	77

**Hospitalization** counts include anyone who was hospitalized at some point during their illness. It does not reflect the number of people currently hospitalized.

**Other race** includes any person with a race of American Indian/Alaskan native, Asian, native Hawaiian/Pacific Islander, or other.

# COVID-19: summary for Okaloosa County

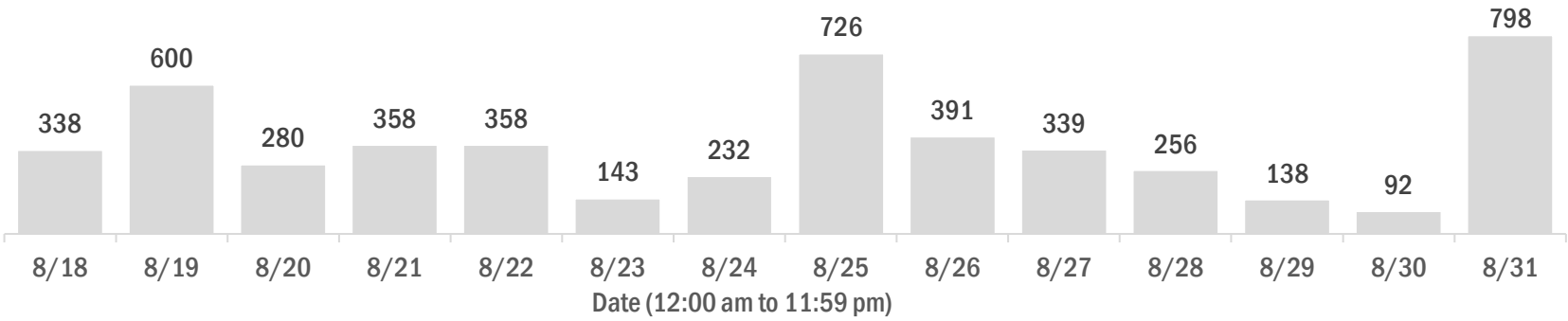
Data through Aug 31, 2020 verified as of Sep 1, 2020 at 09:25 AM

Data in this report are provisional and subject to change.

## Laboratory testing for Florida residents over the past 2 weeks

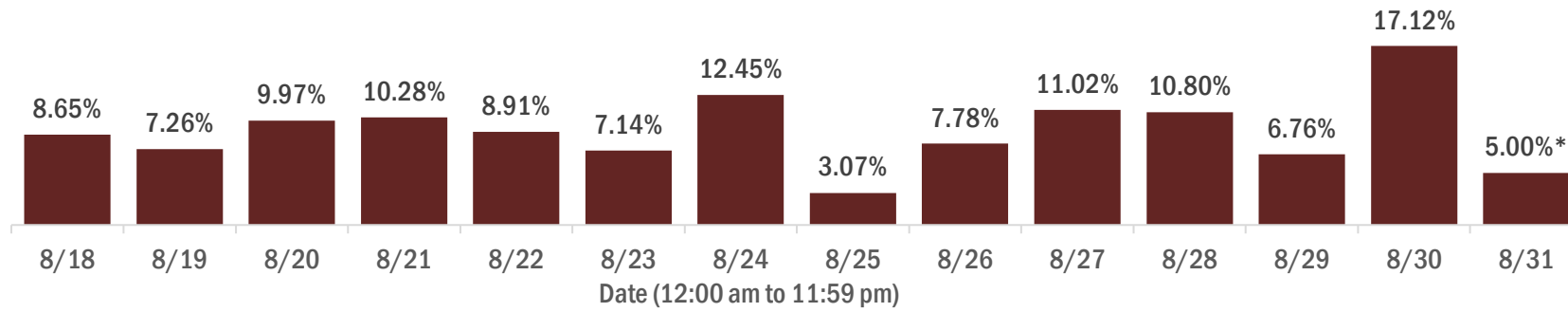
### Number of Florida residents who tested negative per day

These counts include the number of people for whom the Department received negative PCR or antigen laboratory results by day. People who tested negative on multiple days will be included once for each day they are tested. Negative results for persons who has previously tested positive are excluded.



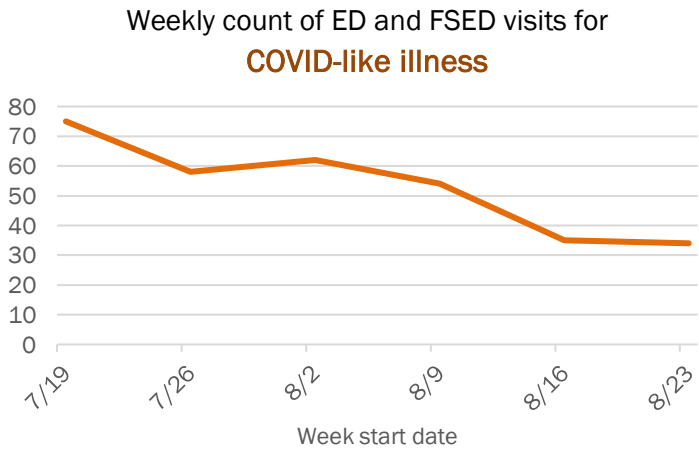
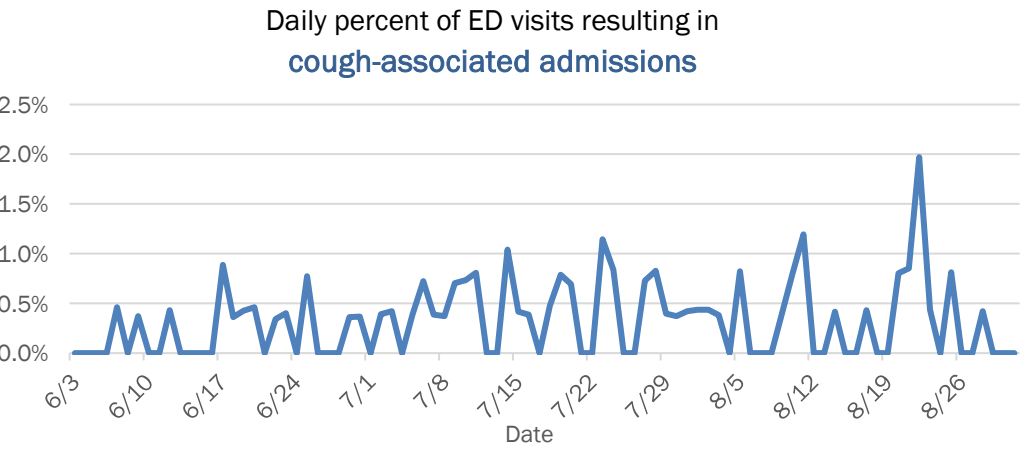
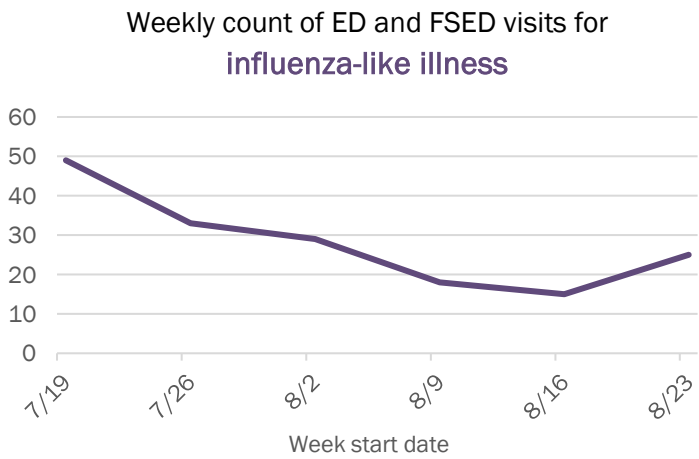
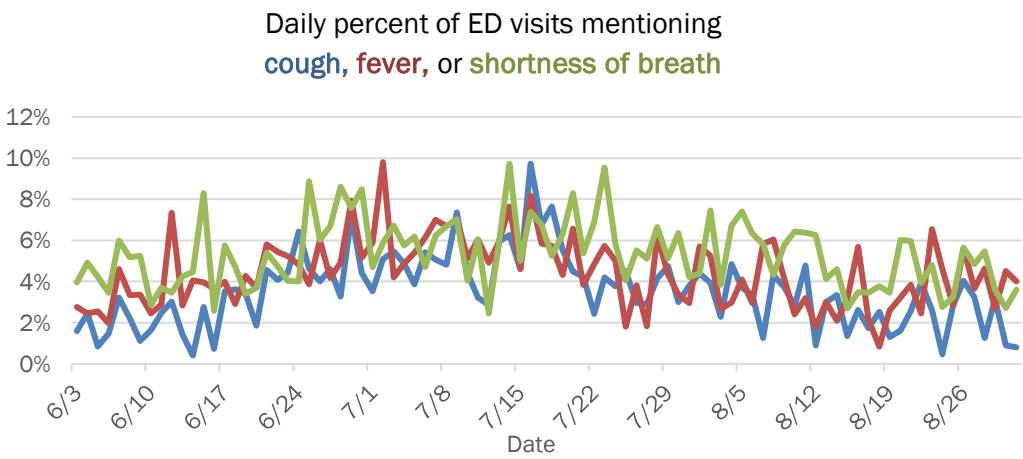
### Percent positivity for new cases in Florida residents

These counts include the number of Florida residents for whom the department received PCR or antigen laboratory results by day. This percent is the number of people who test positive for the first time divided by all the people tested that day, excluding people who have previously tested positive.



\* Includes a one-time historical data submission from a large laboratory that affected some counties. The percent positivity on 8/31 excluding the historical data submission was 4.65%.

## Emergency department (ED) and freestanding ED (FSED) chief complaint and admission data for Okaloosa County



The Electronic Surveillance System for the Early Notification of Community-Based Epidemics (ESSENCE-FL) includes chief complaint data from 211 of 212 Florida EDs and 77 of 80 Florida FSEDs. Data are transmitted electronically to ESSENCE-FL daily or hourly.