

COVID-19: summary for Okaloosa County

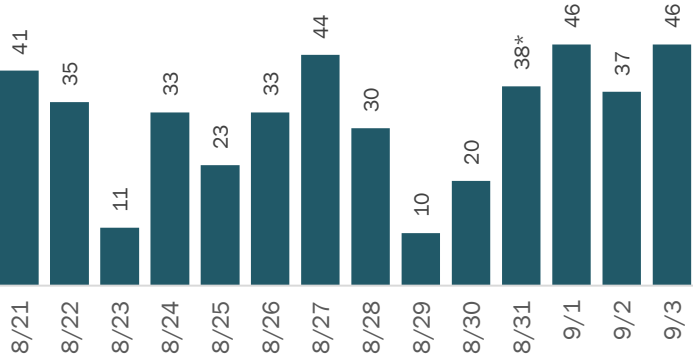
Data through Sep 3, 2020 verified as of Sep 4, 2020 at 09:25 AM

Data in this report are provisional and subject to change.

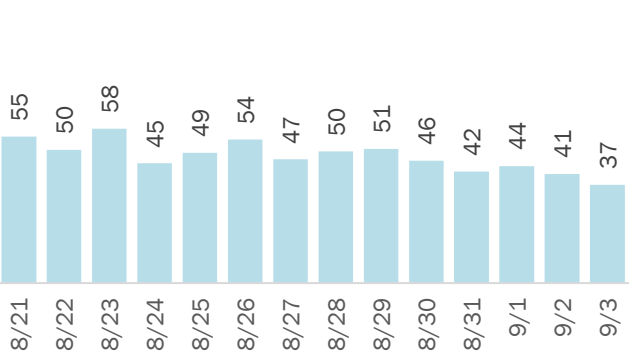
Cases: people with positive PCR or antigen test result

Cases		Cases in Florida residents by date case confirmed	
Total cases	4,328		
Florida residents	4,297		
Non-Florida residents	31		
Type of case			
PCR positive	4,208		
Antigen positive	89		
Gender for Florida residents			
Men	1,909		
Women	2,342		
Unknown	46		
Age for Florida residents			
Range	0 - 103		
Median age	40		

Cases



Median age



* Includes a one-time historical data submission of 21 cases from a large laboratory (some counties were not significantly affected). The number of new cases on 8/31 excluding the historical data submission was 17.

Race, ethnicity	Cases	Hospitalizations	Deaths
White	2,388 56%	170 67%	58 70%
Hispanic	311 7%	22 9%	2 2%
Non-Hispanic	1,944 45%	143 57%	48 58%
Unknown ethnicity	133 3%	5 2%	8 10%
Black	408 9%	43 17%	12 14%
Hispanic	11 0%	0 0%	0 0%
Non-Hispanic	374 9%	42 17%	11 13%
Unknown ethnicity	23 1%	1 0%	1 1%
Other	779 18%	29 12%	10 12%
Hispanic	222 5%	10 4%	4 5%
Non-Hispanic	484 11%	17 7%	5 6%
Unknown ethnicity	73 2%	2 1%	1 1%
Unknown race	722 17%	10 4%	3 4%
Hispanic	23 1%	2 1%	0 0%
Non-Hispanic	50 1%	1 0%	1 1%
Unknown ethnicity	649 15%	7 3%	2 2%
Total	4,297	252	83

Outcomes for Florida residents		
Okaloosa		
Hospitalizations	252	(6% of all cases)
Deaths	83	(2% of all cases)
New deaths	3	

Statewide		
Hospitalizations	39,667	(6% of all cases)
Deaths	11,750	(2% of all cases)
New deaths	100	

New deaths are those identified since last report.

Cases in facility staff/residents		
Okaloosa		
Long-term care	529	(12% of all cases)
Correctional	82	(2% of all cases)

Statewide		
Long-term care	41,236	(7% of all cases)
Correctional	20,777	(3% of all cases)

Age group	All cases	New cases (9/03)	Hospitalizations	Deaths
0-4 years	47 1%	0 0%	0 0%	0 0%
5-14 years	150 3%	2 4%	1 0%	0 0%
15-24 years	709 16%	10 22%	5 2%	0 0%
25-34 years	831 19%	8 17%	19 8%	4 5%
35-44 years	676 16%	8 17%	25 10%	0 0%
45-54 years	598 14%	5 11%	28 11%	5 6%
55-64 years	528 12%	3 7%	44 17%	9 11%
65-74 years	361 8%	5 11%	46 18%	9 11%
75-84 years	226 5%	5 11%	54 21%	24 29%
85+ years	165 4%	0 0%	30 12%	32 39%
Unknown	6 0%	0 0%	0 0%	0 0%
Total	4,297	46	252	83

Hospitalization counts include anyone who was hospitalized at some point during their illness. It does not reflect the number of people currently hospitalized.

Other race includes any person with a race of American Indian/Alaskan native, Asian, native Hawaiian/Pacific Islander, or other.

COVID-19: summary for Okaloosa County

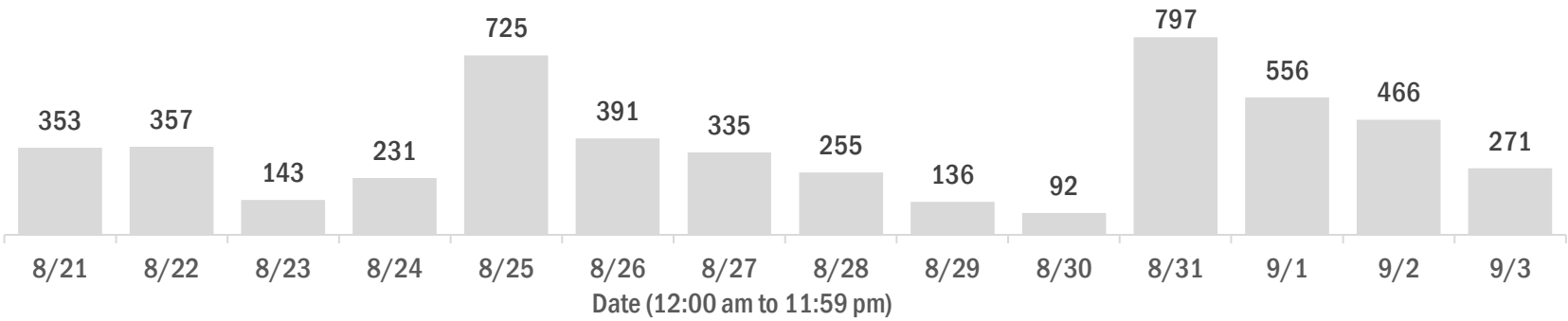
Data through Sep 3, 2020 verified as of Sep 4, 2020 at 09:25 AM

Data in this report are provisional and subject to change.

Laboratory testing for Florida residents over the past 2 weeks

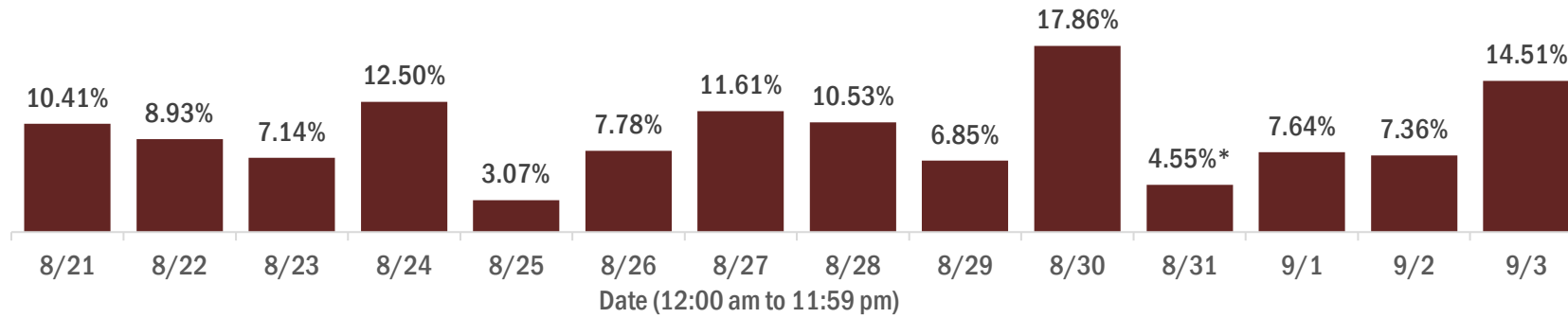
Number of Florida residents who tested negative per day

These counts include the number of people for whom the Department received negative PCR or antigen laboratory results by day. People who tested negative on multiple days will be included once for each day they are tested. Negative results for persons who has previously tested positive are excluded.



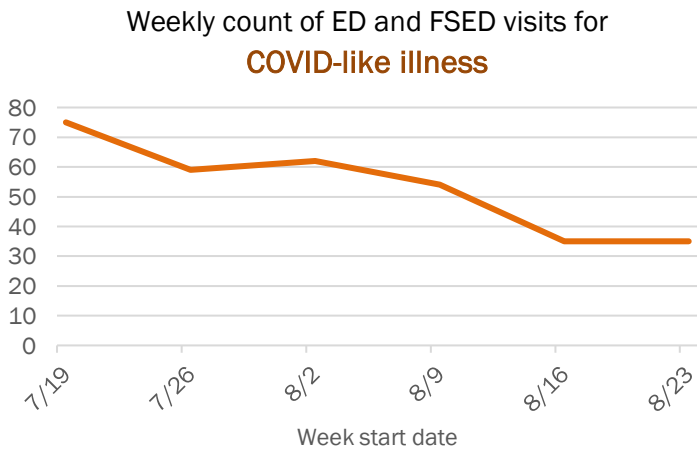
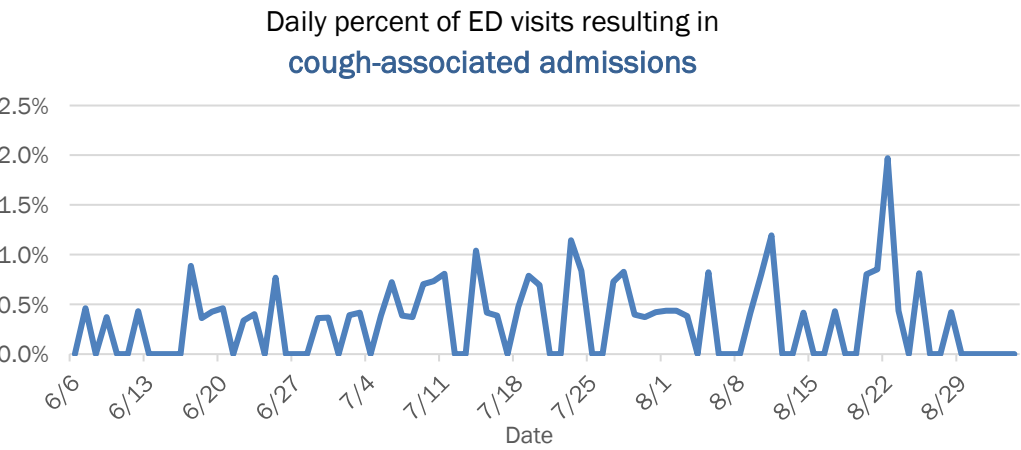
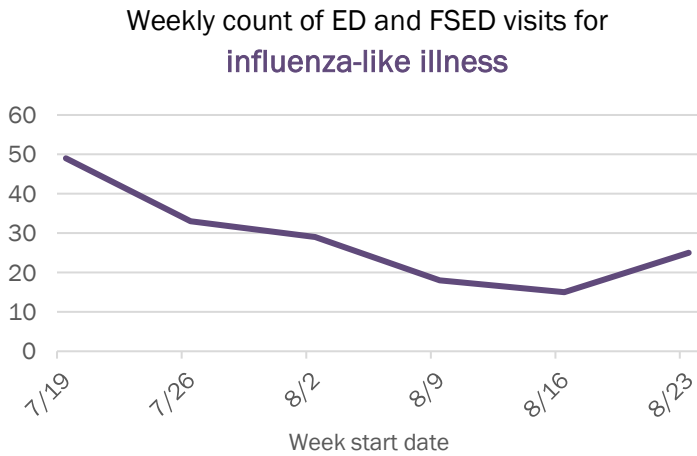
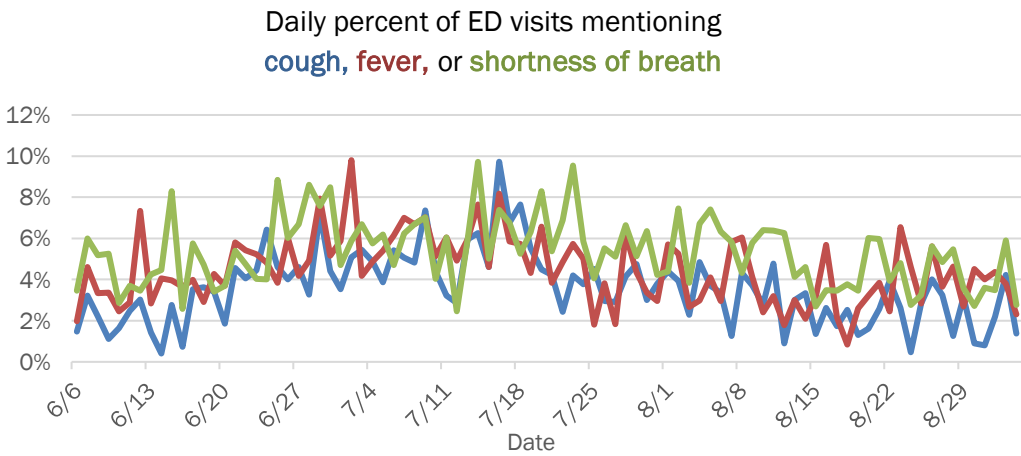
Percent positivity for new cases in Florida residents

These counts include the number of Florida residents for whom the department received PCR or antigen laboratory results by day. This percent is the number of people who test positive for the first time divided by all the people tested that day, excluding people who have previously tested positive.



* Includes a one-time historical data submission from a large laboratory that affected some counties. The percent positivity on 8/31 excluding the historical data submission was 4.18%.

Emergency department (ED) and freestanding ED (FSED) chief complaint and admission data for Okaloosa County



The Electronic Surveillance System for the Early Notification of Community-Based Epidemics (ESSENCE-FL) includes chief complaint data from 211 of 212 Florida EDs and 77 of 80 Florida FSEDs. Data are transmitted electronically to ESSENCE-FL daily or hourly.