

COVID-19: summary for Okaloosa County

Data through Sep 5, 2020 verified as of Sep 6, 2020 at 09:25 AM

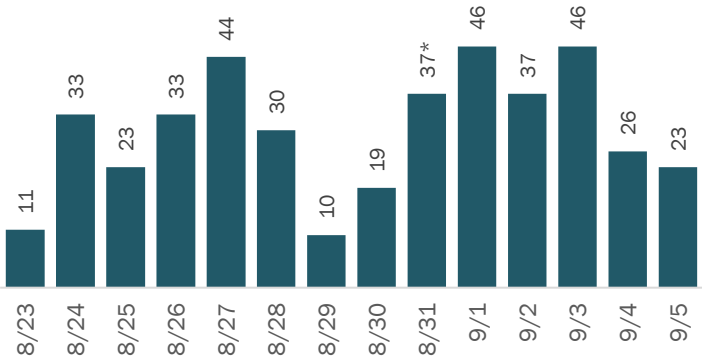
Data in this report are provisional and subject to change.

Cases: people with positive PCR or antigen test result

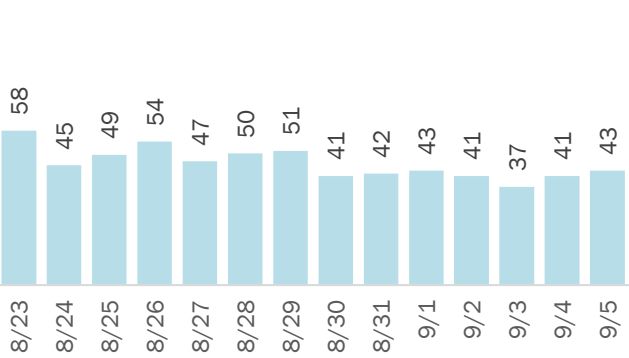
Total cases	4,382
Florida residents	4,344
Non-Florida residents	38
Type of case	
PCR positive	4,248
Antigen positive	96
Gender for Florida residents	
Men	1,933
Women	2,364
Unknown	47
Age for Florida residents	
Range	0 - 103
Median age	40

Cases in Florida residents by date case confirmed

Cases



Median age



* Includes a one-time historical data submission of 21 cases from a large laboratory (some counties were not significantly affected). The number of new cases on 8/31 excluding the historical data submission was 16.

Race, ethnicity	Cases	Hospitalizations	Deaths
White	2,412 56%	178 68%	61 69%
Hispanic	314 7%	22 8%	2 2%
Non-Hispanic	1,966 45%	151 58%	50 57%
Unknown ethnicity	132 3%	5 2%	9 10%
Black	411 9%	44 17%	13 15%
Hispanic	9 0%	0 0%	0 0%
Non-Hispanic	380 9%	43 16%	12 14%
Unknown ethnicity	22 1%	1 0%	1 1%
Other	796 18%	30 11%	10 11%
Hispanic	225 5%	10 4%	4 5%
Non-Hispanic	497 11%	18 7%	5 6%
Unknown ethnicity	74 2%	2 1%	1 1%
Unknown race	725 17%	10 4%	4 5%
Hispanic	23 1%	2 1%	0 0%
Non-Hispanic	54 1%	1 0%	1 1%
Unknown ethnicity	648 15%	7 3%	3 3%
Total	4,344	262	88

Outcomes for Florida residents

Okaloosa		
Hospitalizations	262	(6% of all cases)
Deaths	88	(2% of all cases)
New deaths	3	

Statewide

Hospitalizations	40,024	(6% of all cases)
Deaths	11,849	(2% of all cases)
New deaths	38	

New deaths are those identified since last report.

Cases in facility staff/residents

Okaloosa		
Long-term care	531	(12% of all cases)
Correctional	82	(2% of all cases)

Statewide

Long-term care	41,753	(7% of all cases)
Correctional	20,982	(3% of all cases)

Age group	All cases	New cases (9/05)	Hospitalizations	Deaths
0-4 years	47 1%	0 0%	0 0%	0 0%
5-14 years	151 3%	1 4%	1 0%	0 0%
15-24 years	720 17%	5 22%	5 2%	0 0%
25-34 years	839 19%	2 9%	19 7%	4 5%
35-44 years	683 16%	4 17%	26 10%	0 0%
45-54 years	600 14%	2 9%	28 11%	5 6%
55-64 years	538 12%	4 17%	44 17%	9 10%
65-74 years	367 8%	5 22%	50 19%	11 13%
75-84 years	227 5%	0 0%	58 22%	26 30%
85+ years	165 4%	0 0%	31 12%	33 38%
Unknown	7 0%	0 0%	0 0%	0 0%
Total	4,344	23	262	88

Hospitalization counts include anyone who was hospitalized at some point during their illness. It does not reflect the number of people currently hospitalized.

Other race includes any person with a race of American Indian/Alaskan native, Asian, native Hawaiian/Pacific Islander, or other.

COVID-19: summary for Okaloosa County

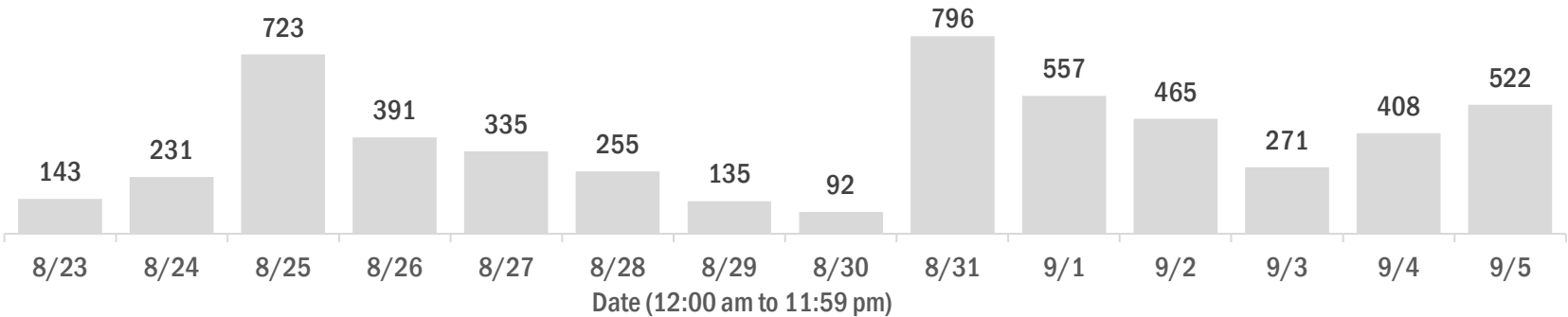
Data through Sep 5, 2020 verified as of Sep 6, 2020 at 09:25 AM

Data in this report are provisional and subject to change.

Laboratory testing for Florida residents over the past 2 weeks

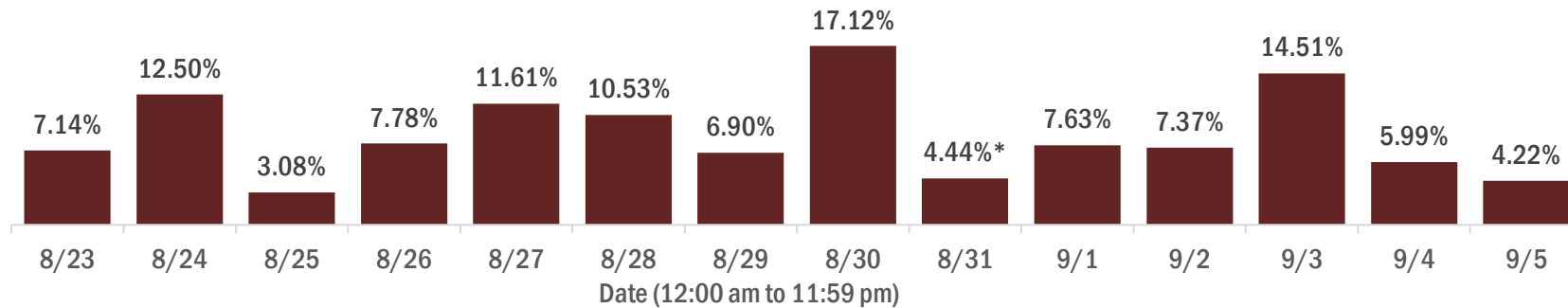
Number of Florida residents who tested negative per day

These counts include the number of people for whom the Department received negative PCR or antigen laboratory results by day. People who tested negative on multiple days will be included once for each day they are tested. Negative results for persons who has previously tested positive are excluded.



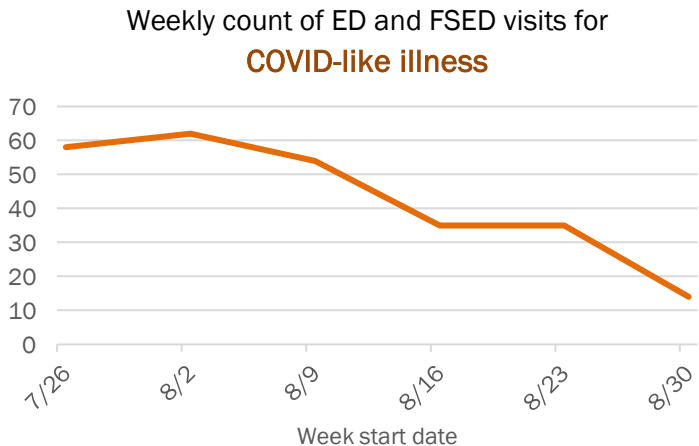
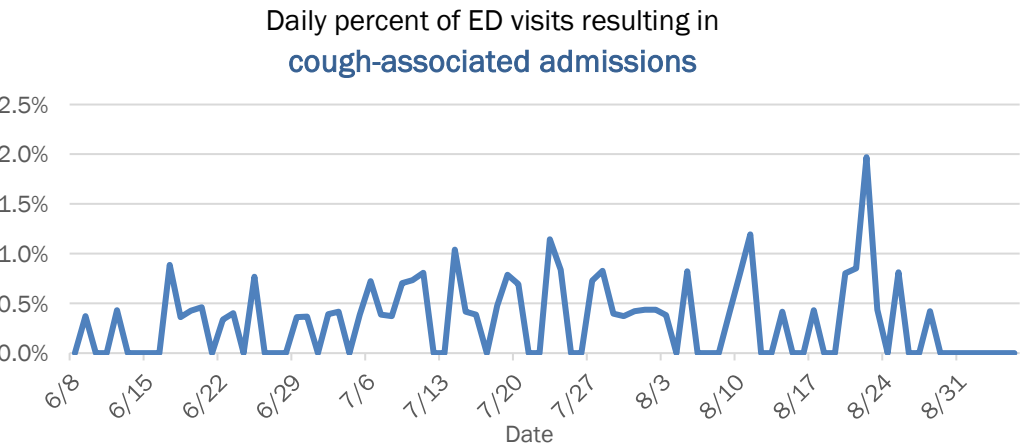
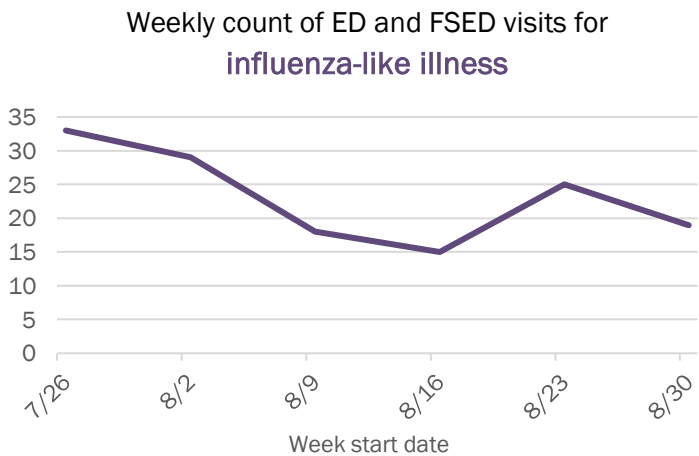
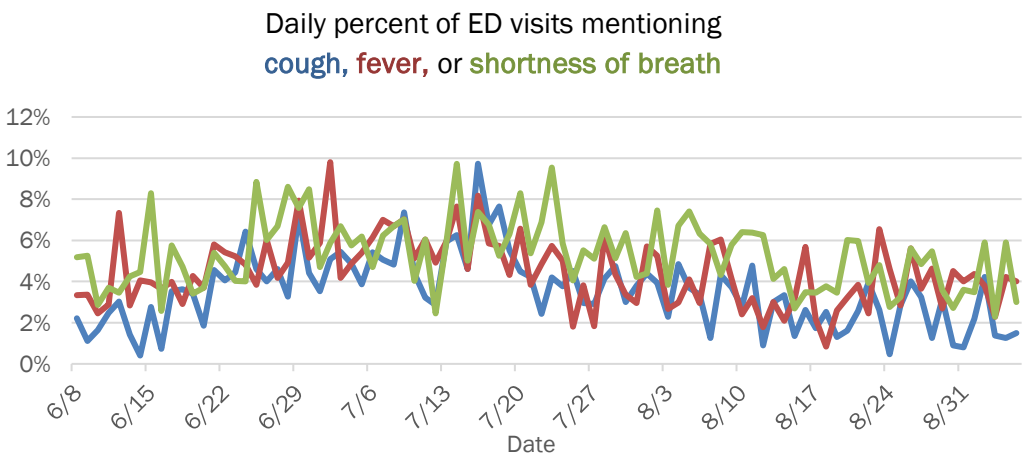
Percent positivity for new cases in Florida residents

These counts include the number of Florida residents for whom the department received PCR or antigen laboratory results by day. This percent is the number of people who test positive for the first time divided by all the people tested that day, excluding people who have previously tested positive.



* Includes a one-time historical data submission from a large laboratory that affected some counties. The percent positivity on 8/31 excluding the historical data submission was 3.95%.

Emergency department (ED) and freestanding ED (FSED) chief complaint and admission data for Okaloosa County



The Electronic Surveillance System for the Early Notification of Community-Based Epidemics (ESSENCE-FL) includes chief complaint data from 211 of 212 Florida EDs and 77 of 80 Florida FSEDs. Data are transmitted electronically to ESSENCE-FL daily or hourly.