

# COVID-19: summary for Okaloosa County

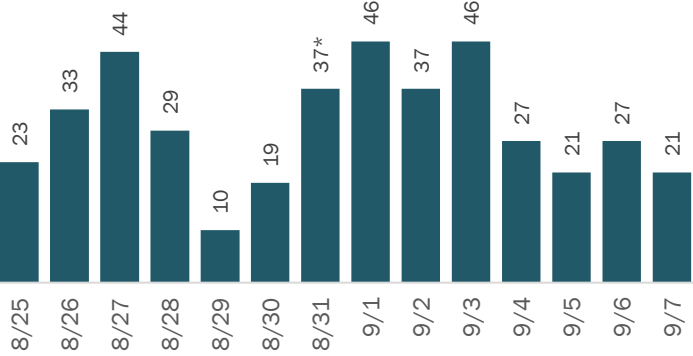
Data through Sep 7, 2020 verified as of Sep 8, 2020 at 09:25 AM

Data in this report are provisional and subject to change.

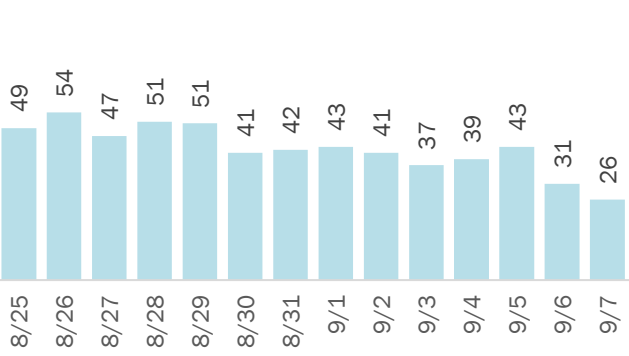
Cases: people with positive PCR or antigen test result

Cases		Cases in Florida residents by date case confirmed	
Total cases	4,428		
Florida residents	4,390		
Non-Florida residents	38		
Type of case			
PCR positive	4,295		
Antigen positive	95		
Gender for Florida residents			
Men	1,954		
Women	2,391		
Unknown	45		
Age for Florida residents			
Range	0 - 103		
Median age	40		

Cases



Median age



\* Includes a one-time historical data submission of 21 cases from a large laboratory (some counties were not significantly affected). The number of new cases on 8/31 excluding the historical data submission was 16.

Race, ethnicity	Cases	Hospitalizations	Deaths
White	2,434 55%	178 67%	61 69%
Hispanic	321 7%	22 8%	2 2%
Non-Hispanic	1,980 45%	151 57%	50 56%
Unknown ethnicity	133 3%	5 2%	9 10%
Black	415 9%	44 17%	13 15%
Hispanic	9 0%	0 0%	0 0%
Non-Hispanic	383 9%	43 16%	12 13%
Unknown ethnicity	23 1%	1 0%	1 1%
Other	806 18%	31 12%	10 11%
Hispanic	224 5%	10 4%	4 4%
Non-Hispanic	507 12%	19 7%	5 6%
Unknown ethnicity	75 2%	2 1%	1 1%
Unknown race	735 17%	11 4%	5 6%
Hispanic	25 1%	2 1%	0 0%
Non-Hispanic	61 1%	1 0%	1 1%
Unknown ethnicity	649 15%	8 3%	4 4%
Total	4,390	264	89

Outcomes for Florida residents		
Okaloosa		
Hospitalizations	264	(6% of all cases)
Deaths	89	(2% of all cases)
New deaths	1	

Statewide		
Hospitalizations	40,195	(6% of all cases)
Deaths	11,915	(2% of all cases)
New deaths	44	

New deaths are those identified since last report.

Cases in facility staff/residents		
Okaloosa		
Long-term care	536	(12% of all cases)
Correctional	83	(2% of all cases)

Statewide		
Long-term care	41,989	(7% of all cases)
Correctional	21,127	(3% of all cases)

Age group	All cases	New cases (9/07)	Hospitalizations	Deaths
0-4 years	48 1%	0 0%	0 0%	0 0%
5-14 years	151 3%	0 0%	1 0%	0 0%
15-24 years	736 17%	7 33%	5 2%	0 0%
25-34 years	852 19%	6 29%	19 7%	4 4%
35-44 years	688 16%	2 10%	26 10%	0 0%
45-54 years	600 14%	0 0%	29 11%	6 7%
55-64 years	545 12%	3 14%	45 17%	9 10%
65-74 years	370 8%	2 10%	50 19%	11 12%
75-84 years	227 5%	0 0%	58 22%	26 29%
85+ years	165 4%	0 0%	31 12%	33 37%
Unknown	8 0%	1 5%	0 0%	0 0%
Total	4,390	21	264	89

**Hospitalization** counts include anyone who was hospitalized at some point during their illness. It does not reflect the number of people currently hospitalized.

**Other race** includes any person with a race of American Indian/Alaskan native, Asian, native Hawaiian/Pacific Islander, or other.

# COVID-19: summary for Okaloosa County

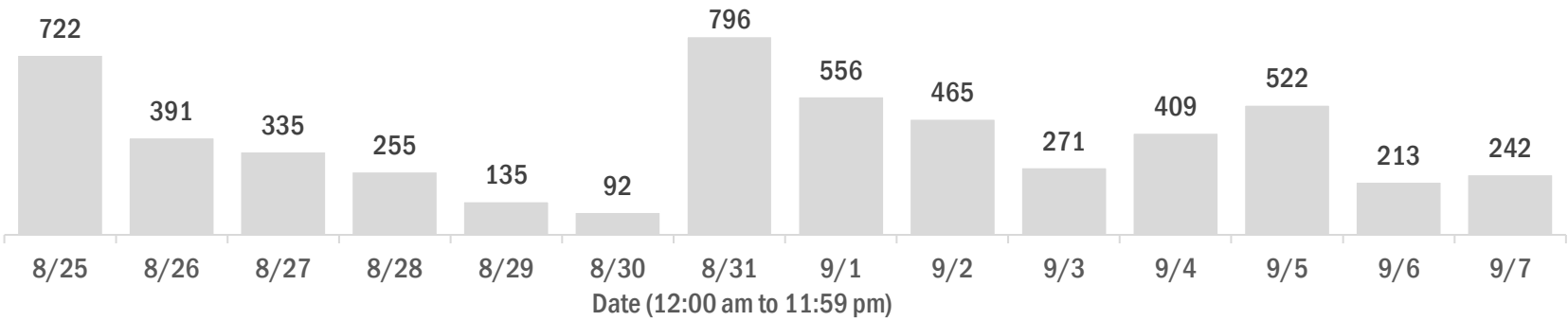
Data through Sep 7, 2020 verified as of Sep 8, 2020 at 09:25 AM

Data in this report are provisional and subject to change.

## Laboratory testing for Florida residents over the past 2 weeks

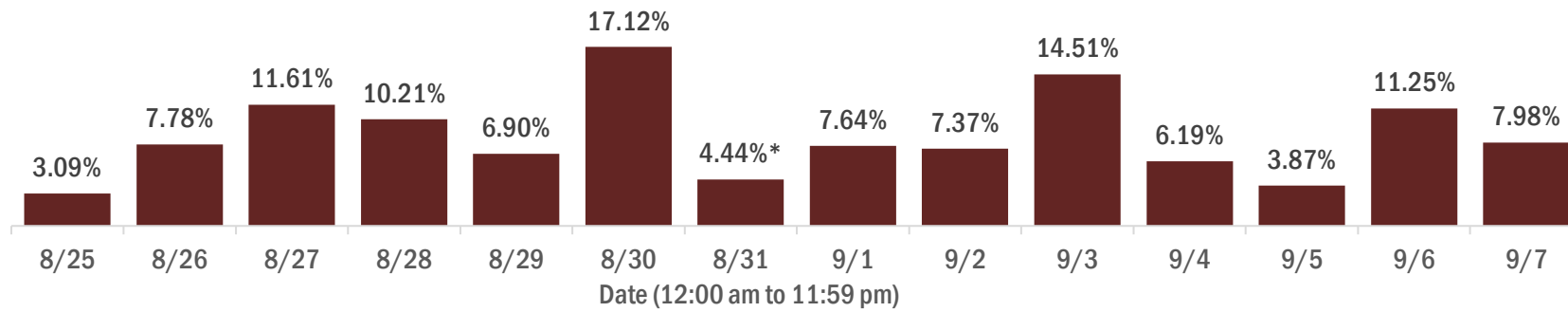
### Number of Florida residents who tested negative per day

These counts include the number of people for whom the Department received negative PCR or antigen laboratory results by day. People who tested negative on multiple days will be included once for each day they are tested. Negative results for persons who has previously tested positive are excluded.



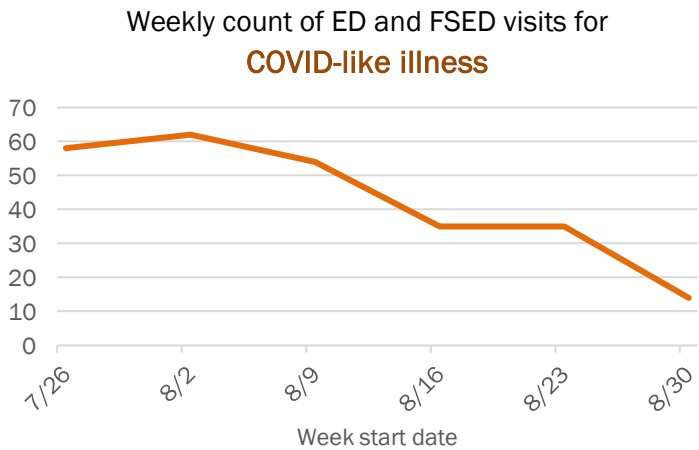
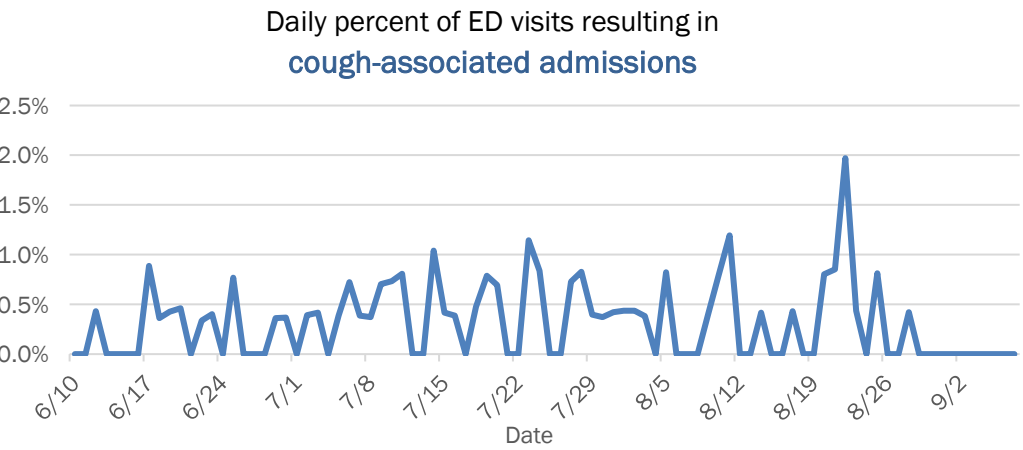
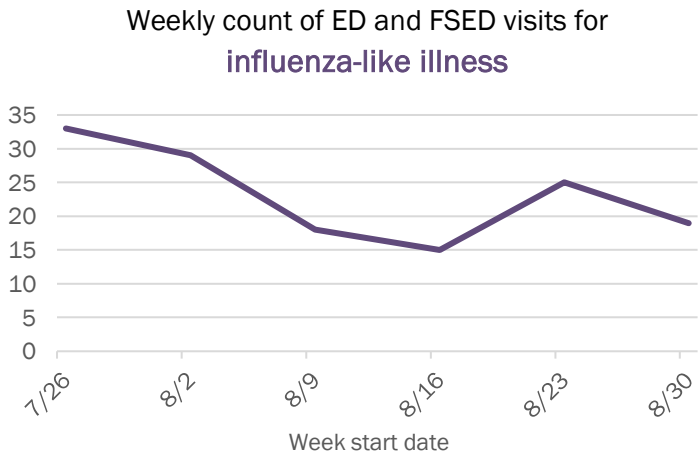
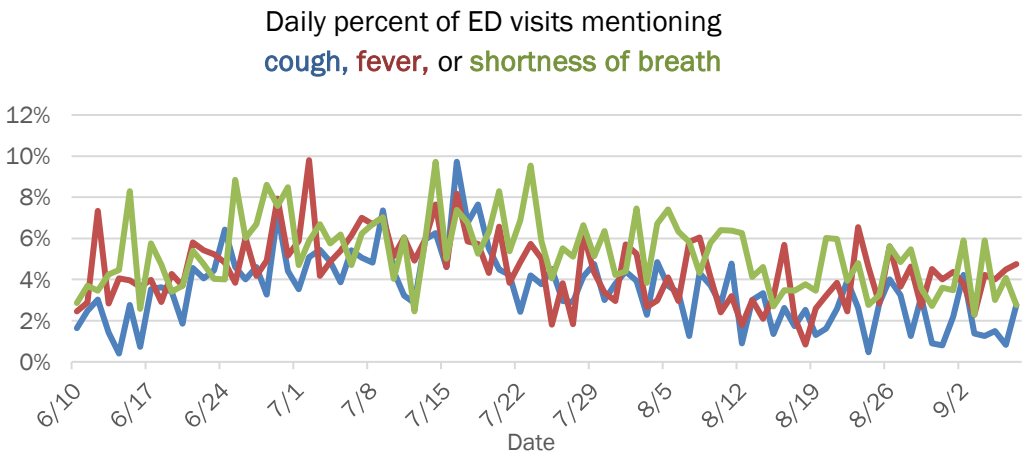
### Percent positivity for new cases in Florida residents

These counts include the number of Florida residents for whom the department received PCR or antigen laboratory results by day. This percent is the number of people who test positive for the first time divided by all the people tested that day, excluding people who have previously tested positive.



\* Includes a one-time historical data submission from a large laboratory that affected some counties. The percent positivity on 8/31 excluding the historical data submission was 3.95%.

## Emergency department (ED) and freestanding ED (FSED) chief complaint and admission data for Okaloosa County



The Electronic Surveillance System for the Early Notification of Community-Based Epidemics (ESSENCE-FL) includes chief complaint data from 211 of 212 Florida EDs and 77 of 80 Florida FSEDs. Data are transmitted electronically to ESSENCE-FL daily or hourly.