

# COVID-19: summary for Okaloosa County

Data through Sep 10, 2020 verified as of Sep 11, 2020 at 09:25 AM

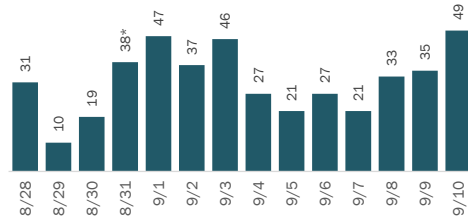
Data in this report are provisional and subject to change.

## Cases: people with positive PCR or antigen test result

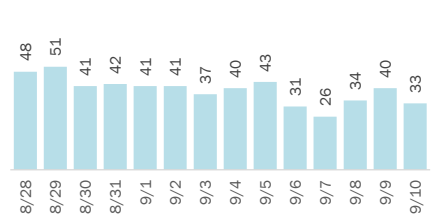
<b>Total cases</b>	<b>4,551</b>
Florida residents	4,514
Non-Florida residents	37
<b>Type of case</b>	
PCR positive	4,416
Antigen positive	98
<b>Gender for Florida residents</b>	
Men	2,012
Women	2,454
Unknown	48
<b>Age for Florida residents</b>	
Range	0 - 103
Median age	40

## Cases in Florida residents by date case confirmed

Cases



Median age



\* Includes a one-time historical data submission of 21 cases from a large laboratory (some counties were not significantly affected). The number of new cases on 8/31 excluding the historical data submission was 17.

Race, ethnicity	Cases	Hospitalizations	Deaths
White	2,486 55%	181 66%	66 70%
Hispanic	328 7%	22 8%	2 2%
Non-Hispanic	2,022 45%	154 56%	55 59%
Unknown ethnicity	136 3%	5 2%	9 10%
Black	425 9%	45 16%	13 14%
Hispanic	9 0%	0 0%	0 0%
Non-Hispanic	392 9%	44 16%	12 13%
Unknown ethnicity	24 1%	1 0%	1 1%
Other	847 19%	33 12%	10 11%
Hispanic	228 5%	9 3%	4 4%
Non-Hispanic	546 12%	22 8%	5 5%
Unknown ethnicity	73 2%	2 1%	1 1%
Unknown race	756 17%	14 5%	5 5%
Hispanic	25 1%	2 1%	0 0%
Non-Hispanic	70 2%	1 0%	1 1%
Unknown ethnicity	661 15%	11 4%	4 4%
<b>Total</b>	<b>4,514</b>	<b>273</b>	<b>94</b>

## Outcomes for Florida residents

### Okaloosa

Hospitalizations	273	(6% of all cases)
Deaths	94	(2% of all cases)
New deaths	0	

### Statewide

Hospitalizations	41,021	(6% of all cases)
Deaths	12,502	(2% of all cases)
New deaths	176	

New deaths are those identified since last report.

## Cases in facility staff/residents

### Okaloosa

Long-term care	538	(12% of all cases)
Correctional	84	(2% of all cases)

### Statewide

Long-term care	43,159	(7% of all cases)
Correctional	21,442	(3% of all cases)

Age group	All cases	New cases (9/10)	Hospitalizations	Deaths
0-4 years	49 1%	0 0%	0 0%	0 0%
5-14 years	154 3%	3 6%	1 0%	0 0%
15-24 years	760 17%	7 14%	7 3%	0 0%
25-34 years	888 20%	16 33%	19 7%	4 4%
35-44 years	708 16%	6 12%	27 10%	0 0%
45-54 years	609 13%	5 10%	29 11%	6 6%
55-64 years	565 13%	10 20%	48 18%	9 10%
65-74 years	378 8%	1 2%	52 19%	12 13%
75-84 years	229 5%	0 0%	59 22%	27 29%
85+ years	166 4%	0 0%	31 11%	36 38%
Unknown	8 0%	1 2%	0 0%	0 0%
<b>Total</b>	<b>4,514</b>	<b>49</b>	<b>273</b>	<b>94</b>

**Hospitalization** counts include anyone who was hospitalized at some point during their illness. It does not reflect the number of people currently hospitalized.

**Other race** includes any person with a race of American Indian/Alaskan native, Asian, native Hawaiian/Pacific Islander, or other.

# COVID-19: summary for Okaloosa County

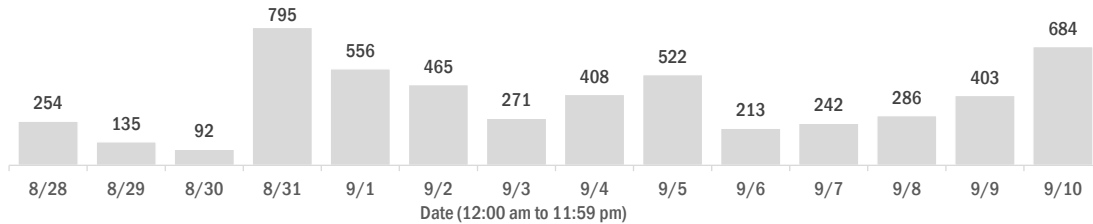
Data through Sep 10, 2020 verified as of Sep 11, 2020 at 09:25 AM

Data in this report are provisional and subject to change.

## Laboratory testing for Florida residents over the past 2 weeks

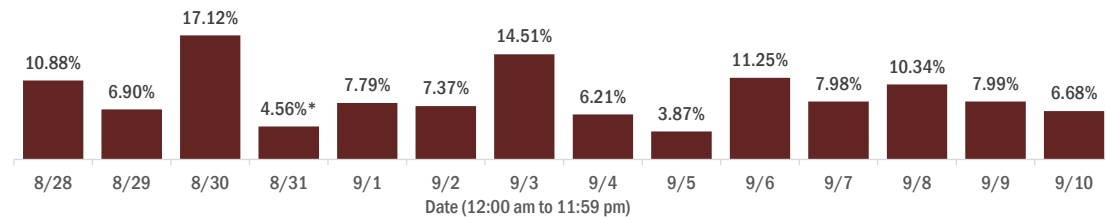
### Number of Florida residents who tested negative per day

These counts include the number of people for whom the Department received negative PCR or antigen laboratory results by day. People who tested negative on multiple days will be included once for each day they are tested. Negative results for persons who has previously tested positive are excluded.



### Percent positivity for new cases in Florida residents

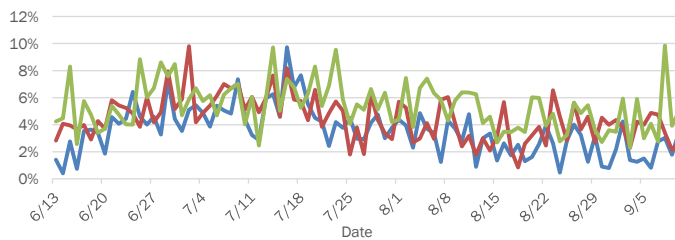
These counts include the number of Florida residents for whom the department received PCR or antigen laboratory results by day. This percent is the number of people who test positive for the first time divided by all the people tested that day, excluding people who have previously tested positive.



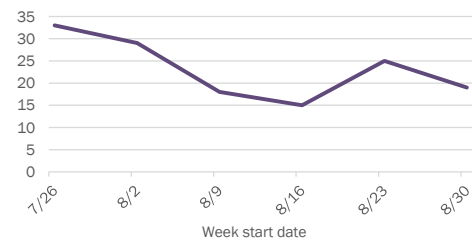
\* Includes a one-time historical data submission from a large laboratory that affected some counties. The percent positivity on 8/31 excluding the historical data submission was 4.19%.

## Emergency department (ED) and freestanding ED (FSED) chief complaint and admission data for Okaloosa County

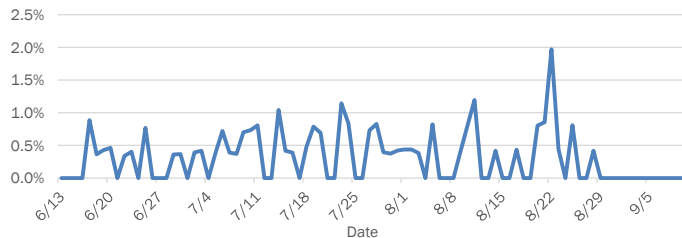
### Daily percent of ED visits mentioning cough, fever, or shortness of breath



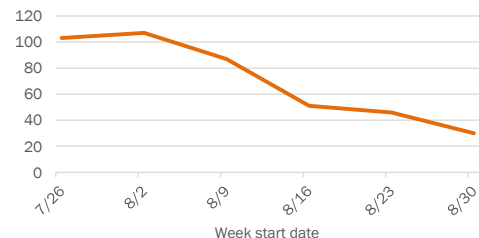
### Weekly count of ED and FSED visits for influenza-like illness



### Daily percent of ED visits resulting in cough-associated admissions



### Weekly count of ED and FSED visits for COVID-like illness



The Electronic Surveillance System for the Early Notification of Community-Based Epidemics (ESSENCE-FL) includes chief complaint data from 211 of 212 Florida EDs and 77 of 80 Florida FSEDs. Data are transmitted electronically to ESSENCE-FL daily or hourly.