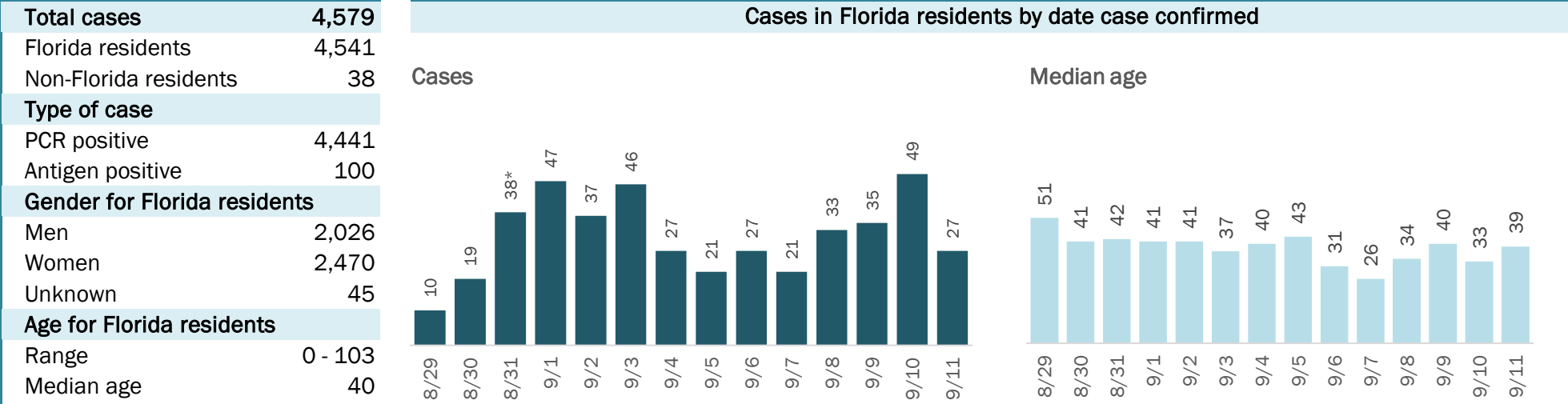


COVID-19: summary for Okaloosa County

Data through Sep 11, 2020 verified as of Sep 12, 2020 at 09:25 AM

Data in this report are provisional and subject to change.

Cases: people with positive PCR or antigen test result



* Includes a one-time historical data submission of 21 cases from a large laboratory (some counties were not significantly affected). The number of new cases on 8/31 excluding the historical data submission was 17.

Race, ethnicity	Cases	Hospitalizations	Deaths
White	2,497 <div><div></div></div> 55%	185 <div><div></div></div> 67%	66 <div><div></div></div> 70%
Hispanic	328 <div><div></div></div> 7%	23 <div><div></div></div> 8%	2 <div><div></div></div> 2%
Non-Hispanic	2,036 <div><div></div></div> 45%	157 <div><div></div></div> 57%	55 <div><div></div></div> 59%
Unknown ethnicity	133 <div><div></div></div> 3%	5 <div><div></div></div> 2%	9 <div><div></div></div> 10%
Black	427 <div><div></div></div> 9%	45 <div><div></div></div> 16%	13 <div><div></div></div> 14%
Hispanic	9 <div><div></div></div> 0%	0 <div><div></div></div> 0%	0 <div><div></div></div> 0%
Non-Hispanic	394 <div><div></div></div> 9%	44 <div><div></div></div> 16%	12 <div><div></div></div> 13%
Unknown ethnicity	24 <div><div></div></div> 1%	1 <div><div></div></div> 0%	1 <div><div></div></div> 1%
Other	858 <div><div></div></div> 19%	34 <div><div></div></div> 12%	10 <div><div></div></div> 11%
Hispanic	231 <div><div></div></div> 5%	9 <div><div></div></div> 3%	4 <div><div></div></div> 4%
Non-Hispanic	552 <div><div></div></div> 12%	22 <div><div></div></div> 8%	5 <div><div></div></div> 5%
Unknown ethnicity	75 <div><div></div></div> 2%	3 <div><div></div></div> 1%	1 <div><div></div></div> 1%
Unknown race	759 <div><div></div></div> 17%	13 <div><div></div></div> 5%	5 <div><div></div></div> 5%
Hispanic	25 <div><div></div></div> 1%	2 <div><div></div></div> 1%	0 <div><div></div></div> 0%
Non-Hispanic	71 <div><div></div></div> 2%	1 <div><div></div></div> 0%	1 <div><div></div></div> 1%
Unknown ethnicity	663 <div><div></div></div> 15%	10 <div><div></div></div> 4%	4 <div><div></div></div> 4%
Total	4,541	277	94

Outcomes for Florida residents		
Okaloosa		
Hospitalizations	277	(6% of all cases)
Deaths	94	(2% of all cases)
New deaths	0	

Statewide		
Hospitalizations	41,215	(6% of all cases)
Deaths	12,600	(2% of all cases)
New deaths	98	

New deaths are those identified since last report.

Cases in facility staff/residents		
Okaloosa		
Long-term care	541	(12% of all cases)
Correctional	84	(2% of all cases)

Statewide		
Long-term care	43,399	(7% of all cases)
Correctional	21,548	(3% of all cases)

Age group	All cases	New cases (9/11)	Hospitalizations	Deaths
0-4 years	50 <div><div></div></div> 1%	1 <div><div></div></div> 4%	0 <div><div></div></div> 0%	0 <div><div></div></div> 0%
5-14 years	154 <div><div></div></div> 3%	0 <div><div></div></div> 0%	2 <div><div></div></div> 1%	0 <div><div></div></div> 0%
15-24 years	765 <div><div></div></div> 17%	4 <div><div></div></div> 15%	7 <div><div></div></div> 3%	0 <div><div></div></div> 0%
25-34 years	894 <div><div></div></div> 20%	7 <div><div></div></div> 26%	19 <div><div></div></div> 7%	4 <div><div></div></div> 4%
35-44 years	714 <div><div></div></div> 16%	6 <div><div></div></div> 22%	28 <div><div></div></div> 10%	0 <div><div></div></div> 0%
45-54 years	610 <div><div></div></div> 13%	1 <div><div></div></div> 4%	29 <div><div></div></div> 10%	6 <div><div></div></div> 6%
55-64 years	570 <div><div></div></div> 13%	4 <div><div></div></div> 15%	48 <div><div></div></div> 17%	9 <div><div></div></div> 10%
65-74 years	380 <div><div></div></div> 8%	2 <div><div></div></div> 7%	52 <div><div></div></div> 19%	12 <div><div></div></div> 13%
75-84 years	231 <div><div></div></div> 5%	2 <div><div></div></div> 7%	60 <div><div></div></div> 22%	27 <div><div></div></div> 29%
85+ years	166 <div><div></div></div> 4%	0 <div><div></div></div> 0%	32 <div><div></div></div> 12%	36 <div><div></div></div> 38%
Unknown	7 <div><div></div></div> 0%	0 <div><div></div></div> 0%	0 <div><div></div></div> 0%	0 <div><div></div></div> 0%
Total	4,541	27	277	94

Hospitalization counts include anyone who was hospitalized at some point during their illness. It does not reflect the number of people currently hospitalized.
Other race includes any person with a race of American Indian/Alaskan native, Asian, native Hawaiian/Pacific Islander, or other.

COVID-19: summary for Okaloosa County

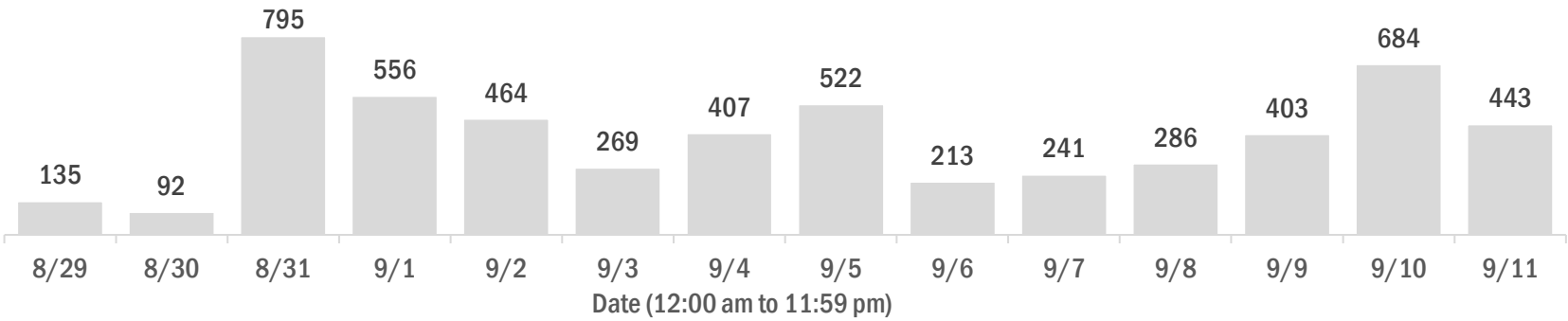
Data through Sep 11, 2020 verified as of Sep 12, 2020 at 09:25 AM

Data in this report are provisional and subject to change.

Laboratory testing for Florida residents over the past 2 weeks

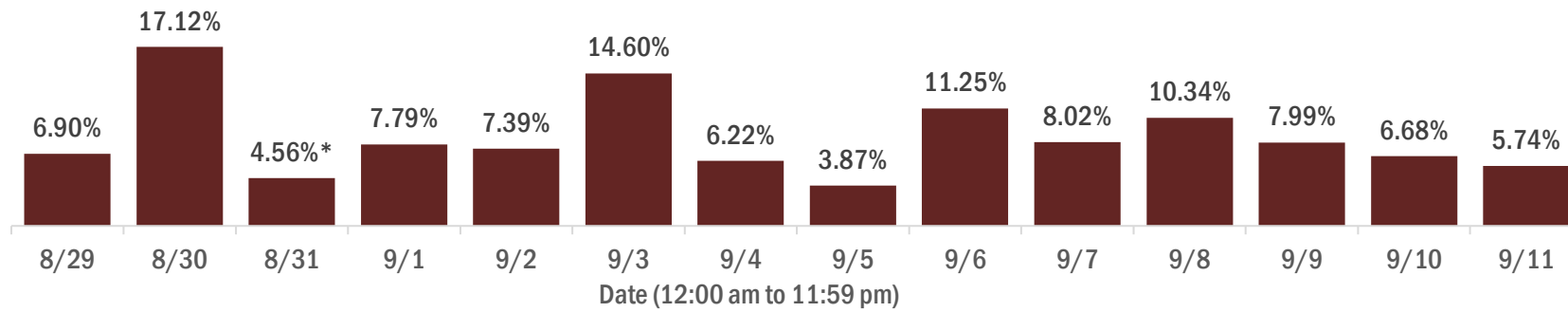
Number of Florida residents who tested negative per day

These counts include the number of people for whom the Department received negative PCR or antigen laboratory results by day. People who tested negative on multiple days will be included once for each day they are tested. Negative results for persons who has previously tested positive are excluded.



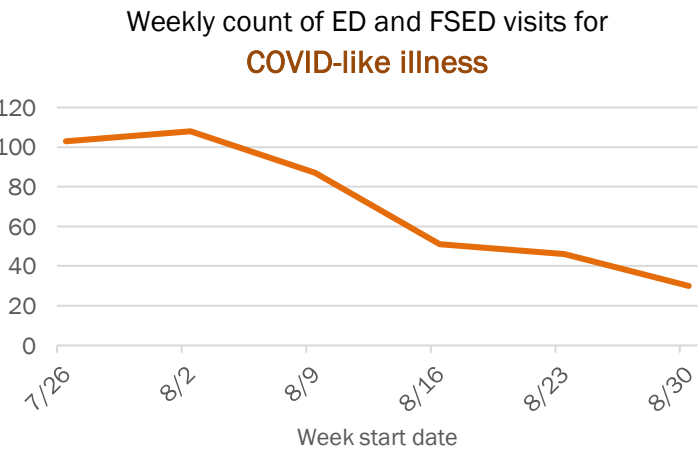
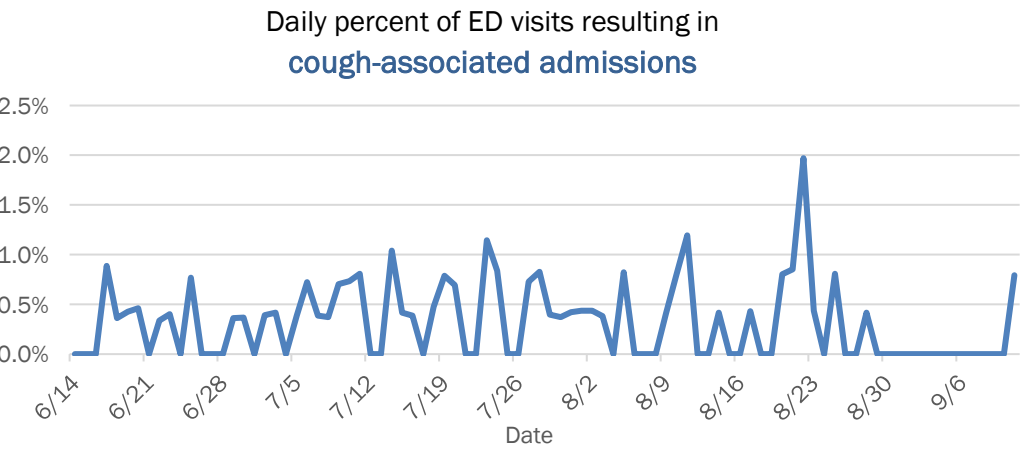
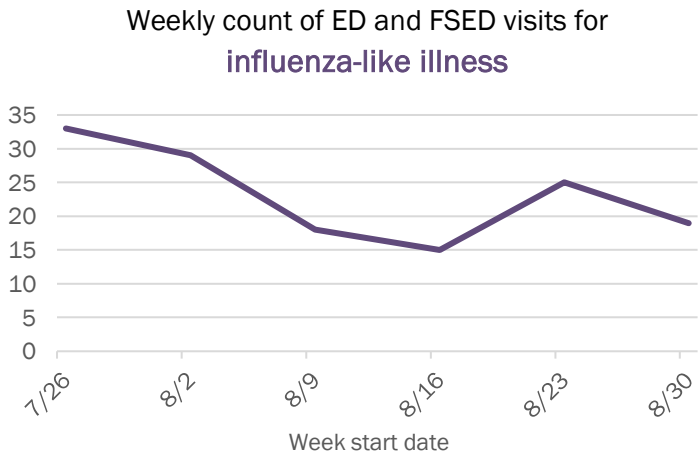
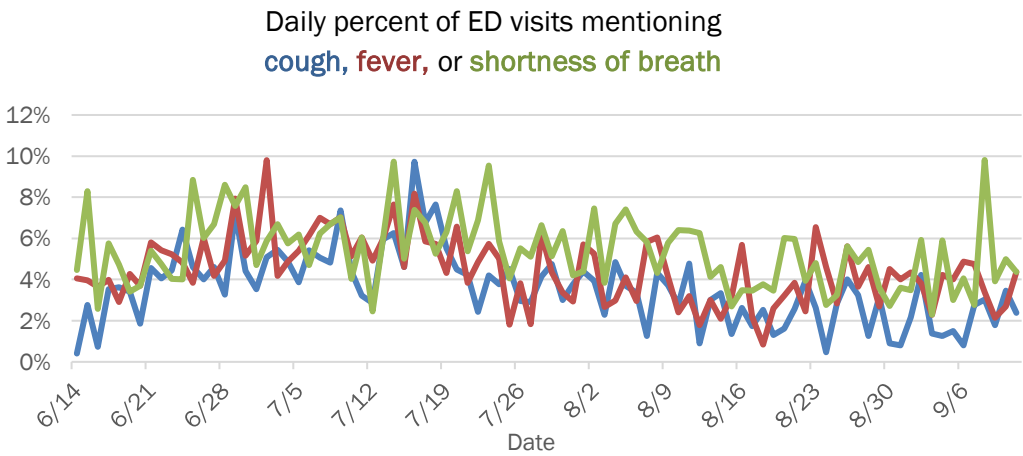
Percent positivity for new cases in Florida residents

These counts include the number of Florida residents for whom the department received PCR or antigen laboratory results by day. This percent is the number of people who test positive for the first time divided by all the people tested that day, excluding people who have previously tested positive.



* Includes a one-time historical data submission from a large laboratory that affected some counties. The percent positivity on 8/31 excluding the historical data submission was 4.19%.

Emergency department (ED) and freestanding ED (FSED) chief complaint and admission data for Okaloosa County



The Electronic Surveillance System for the Early Notification of Community-Based Epidemics (ESSENCE-FL) includes chief complaint data from 211 of 212 Florida EDs and 77 of 80 Florida FSEDs. Data are transmitted electronically to ESSENCE-FL daily or hourly.