

COVID-19: summary for Okaloosa County

Data through Sep 15, 2020 verified as of Sep 16, 2020 at 09:25 AM

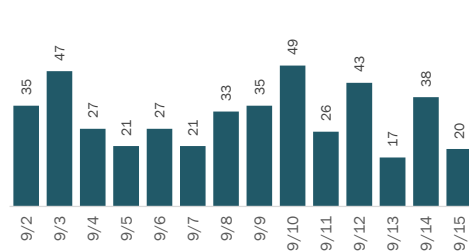
Data in this report are provisional and subject to change.

Cases: people with positive PCR or antigen test result

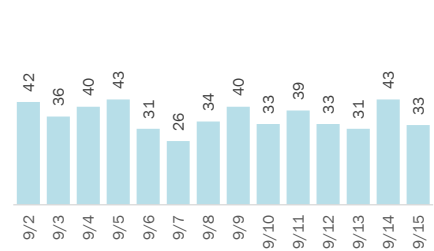
Total cases	4,695
Florida residents	4,657
Non-Florida residents	38
Type of case	
PCR positive	4,555
Antigen positive	102
Gender for Florida residents	
Men	2,084
Women	2,529
Unknown	44
Age for Florida residents	
Range	0 - 103
Median age	40

Cases in Florida residents by date case confirmed

Cases



Median age



Race, ethnicity	Cases	Hospitalizations	Deaths
White	2,545	187	68
Hispanic	332	23	2
Non-Hispanic	2,076	158	56
Unknown ethnicity	137	6	10
Black	436	45	13
Hispanic	10	0	0
Non-Hispanic	401	44	12
Unknown ethnicity	25	1	1
Other	893	37	11
Hispanic	236	10	5
Non-Hispanic	582	24	5
Unknown ethnicity	75	3	1
Unknown race	783	12	5
Hispanic	25	2	0
Non-Hispanic	83	1	1
Unknown ethnicity	675	9	4
Total	4,657	281	97

Outcomes for Florida residents

Okaloosa

Hospitalizations	281	(6% of all cases)
Deaths	97	(2% of all cases)
New deaths	3	

Statewide

Hospitalizations	41,851	(6% of all cases)
Deaths	12,939	(2% of all cases)
New deaths	152	

New deaths are those identified since last report.

Cases in facility staff/residents

Okaloosa

Long-term care	542	(12% of all cases)
Correctional	87	(2% of all cases)

Statewide

Long-term care	44,262	(7% of all cases)
Correctional	21,898	(3% of all cases)

Age group	All cases	New cases (9/15)	Hospitalizations	Deaths
0-4 years	53	0	0	0
5-14 years	160	2	2	0
15-24 years	792	6	8	0
25-34 years	915	3	19	4
35-44 years	726	1	28	0
45-54 years	624	1	29	6
55-64 years	586	2	49	9
65-74 years	389	2	52	12
75-84 years	237	2	62	29
85+ years	168	1	32	37
Unknown	7	0	0	0
Total	4,657	20	281	97

Hospitalization counts include anyone who was hospitalized at some point during their illness. It does not reflect the number of people currently hospitalized.

Other race includes any person with a race of American Indian/Alaskan native, Asian, native Hawaiian/Pacific Islander, or other.

COVID-19: summary for Okaloosa County

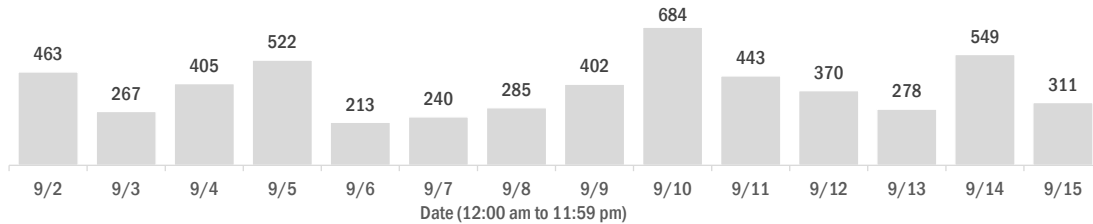
Data through Sep 15, 2020 verified as of Sep 16, 2020 at 09:25 AM

Data in this report are provisional and subject to change.

Laboratory testing for Florida residents over the past 2 weeks

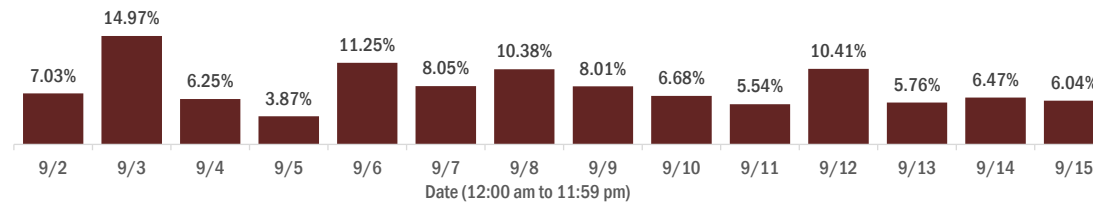
Number of Florida residents who tested negative per day

These counts include the number of people for whom the Department received negative PCR or antigen laboratory results by day. People who tested negative on multiple days will be included once for each day they are tested. Negative results for persons who have previously tested positive are excluded.



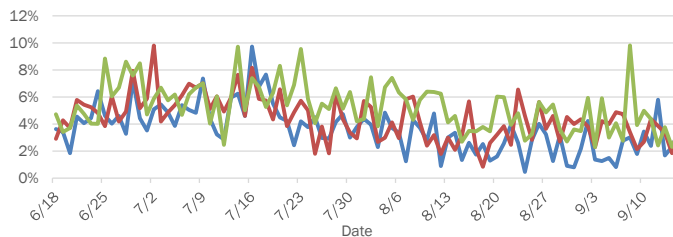
Percent positivity for new cases in Florida residents

These counts include the number of Florida residents for whom the department received PCR or antigen laboratory results by day. This percent is the number of people who test positive for the first time divided by all the people tested that day, excluding people who have previously tested positive.

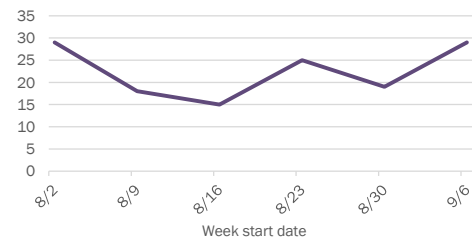


Emergency department (ED) and freestanding ED (FSED) chief complaint and admission data for Okaloosa County

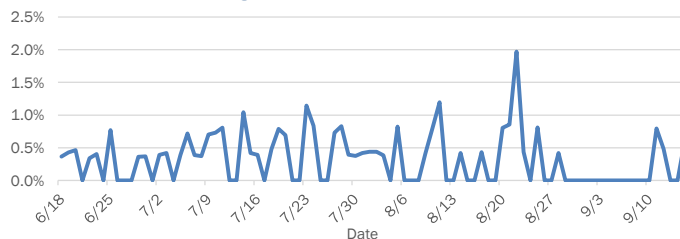
Daily percent of ED visits mentioning cough, fever, or shortness of breath



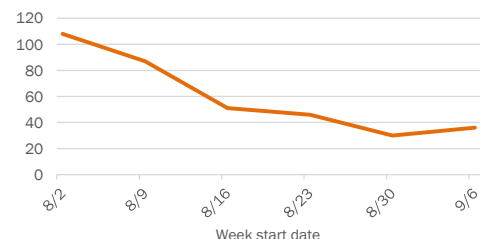
Weekly count of ED and FSED visits for influenza-like illness



Daily percent of ED visits resulting in cough-associated admissions



Weekly count of ED and FSED visits for COVID-like illness



The Electronic Surveillance System for the Early Notification of Community-Based Epidemics (ESSENCE-FL) includes chief complaint data from 211 of 212 Florida EDs and 77 of 80 Florida FSEDs. Data are transmitted electronically to ESSENCE-FL daily or hourly.