

COVID-19: summary for Okaloosa County

Data through Sep 17, 2020 verified as of Sep 18, 2020 at 09:25 AM

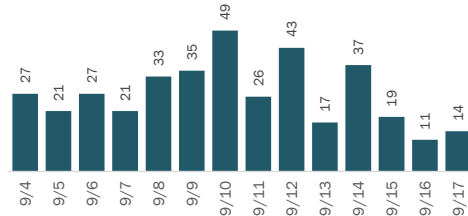
Data in this report are provisional and subject to change.

Cases: people with positive PCR or antigen test result

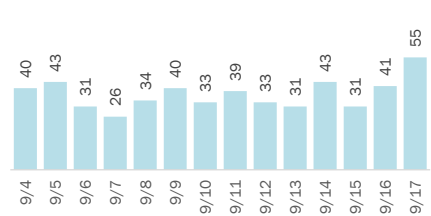
Total cases	4,719
Florida residents	4,680
Non-Florida residents	39
Type of case	
PCR positive	4,577
Antigen positive	103
Gender for Florida residents	
Men	2,091
Women	2,545
Unknown	44
Age for Florida residents	
Range	0 - 103
Median age	40

Cases in Florida residents by date case confirmed

Cases



Median age



Race, ethnicity	Cases	Hospitalizations	Deaths
White	2,560	55%	187
Hispanic	331	7%	23
Non-Hispanic	2,091	45%	158
Unknown ethnicity	138	3%	6
Black	437	9%	45
Hispanic	10	0%	0
Non-Hispanic	402	9%	44
Unknown ethnicity	25	1%	1
Other	894	19%	37
Hispanic	237	5%	10
Non-Hispanic	582	12%	24
Unknown ethnicity	75	2%	3
Unknown race	789	17%	12
Hispanic	25	1%	2
Non-Hispanic	87	2%	1
Unknown ethnicity	677	14%	9
Total	4,680	281	100

Outcomes for Florida residents

Okaloosa

Hospitalizations	281	(6% of all cases)
Deaths	100	(2% of all cases)
New deaths	1	

Statewide

Hospitalizations	42,234	(6% of all cases)
Deaths	13,225	(2% of all cases)
New deaths	139	

New deaths are those identified since last report.

Cases in facility staff/residents

Okaloosa

Long-term care	543	(12% of all cases)
Correctional	87	(2% of all cases)

Statewide

Long-term care	44,826	(7% of all cases)
Correctional	22,085	(3% of all cases)

Age group	All cases	New cases (9/17)	Hospitalizations	Deaths
0-4 years	54	1%	0	0%
5-14 years	160	3%	0	0%
15-24 years	792	17%	8	3%
25-34 years	920	20%	3	7%
35-44 years	729	16%	1	7%
45-54 years	628	13%	3	21%
55-64 years	592	13%	3	21%
65-74 years	393	8%	3	21%
75-84 years	237	5%	1	7%
85+ years	168	4%	0	0%
Unknown	7	0%	0	0%
Total	4,680	14	281	100

Hospitalization counts include anyone who was hospitalized at some point during their illness. It does not reflect the number of people currently hospitalized.

Other race includes any person with a race of American Indian/Alaskan native, Asian, native Hawaiian/Pacific Islander, or other.

COVID-19: summary for Okaloosa County

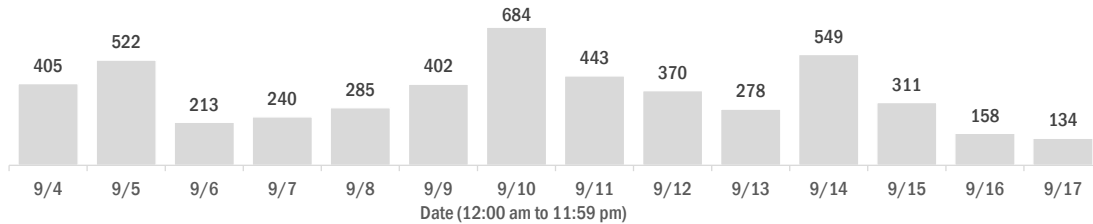
Data through Sep 17, 2020 verified as of Sep 18, 2020 at 09:25 AM

Data in this report are provisional and subject to change.

Laboratory testing for Florida residents over the past 2 weeks

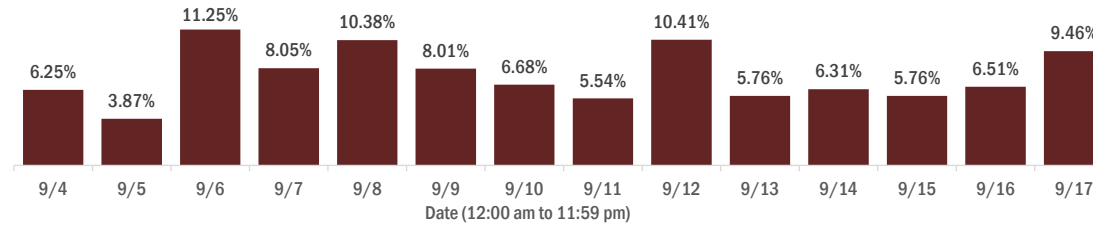
Number of Florida residents who tested negative per day

These counts include the number of people for whom the Department received negative PCR or antigen laboratory results by day. People who tested negative on multiple days will be included once for each day they are tested. Negative results for persons who have previously tested positive are excluded.



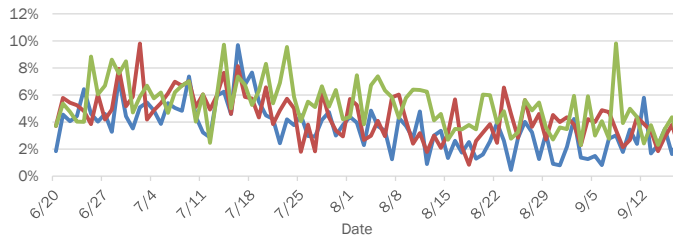
Percent positivity for new cases in Florida residents

These counts include the number of Florida residents for whom the department received PCR or antigen laboratory results by day. This percent is the number of people who test positive for the first time divided by all the people tested that day, excluding people who have previously tested positive.

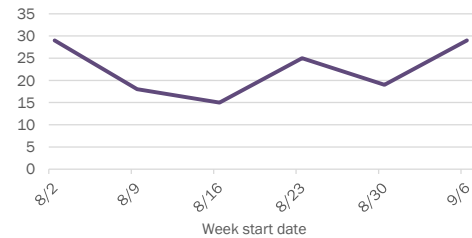


Emergency department (ED) and freestanding ED (FSED) chief complaint and admission data for Okaloosa County

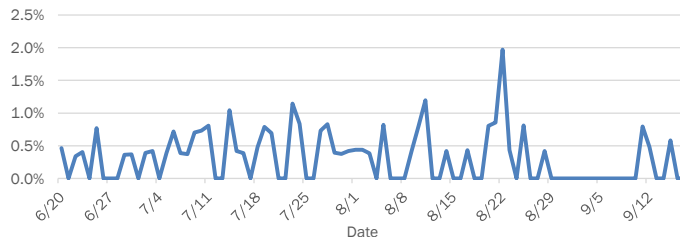
Daily percent of ED visits mentioning cough, fever, or shortness of breath



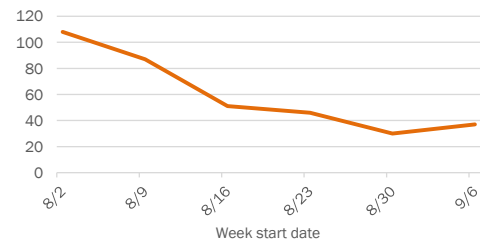
Weekly count of ED and FSED visits for influenza-like illness



Daily percent of ED visits resulting in cough-associated admissions



Weekly count of ED and FSED visits for COVID-like illness



The Electronic Surveillance System for the Early Notification of Community-Based Epidemics (ESSENCE-FL) includes chief complaint data from 211 of 212 Florida EDs and 77 of 80 Florida FSEDs. Data are transmitted electronically to ESSENCE-FL daily or hourly.