

COVID-19: summary for Okaloosa County

Data through Sep 19, 2020 verified as of Sep 20, 2020 at 09:25 AM

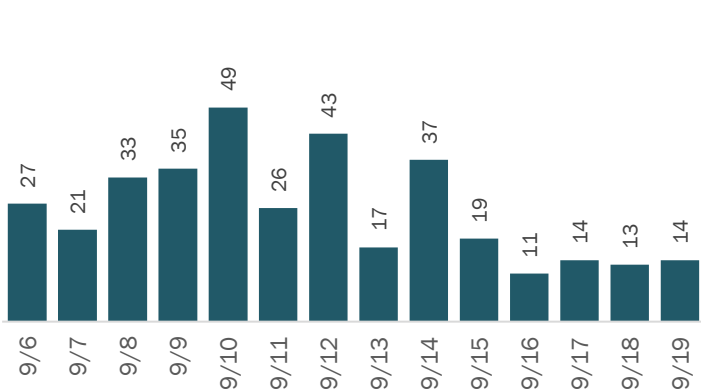
Data in this report are provisional and subject to change.

Cases: people with positive PCR or antigen test result

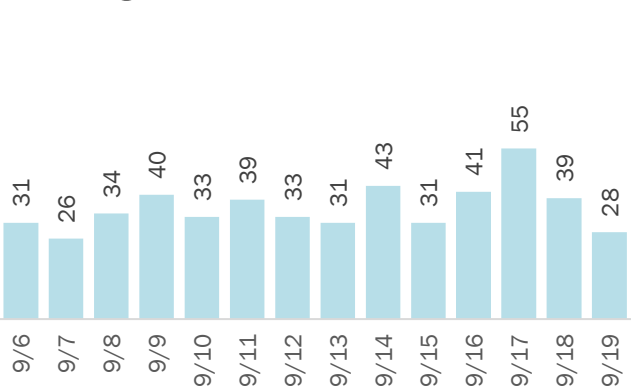
Total cases	4,746
Florida residents	4,707
Non-Florida residents	39
Type of case	
PCR positive	4,600
Antigen positive	107
Gender for Florida residents	
Men	2,108
Women	2,556
Unknown	43
Age for Florida residents	
Range	0 - 103
Median age	40

Cases in Florida residents by date case confirmed

Cases



Median age



Race, ethnicity	Cases	Hospitalizations	Deaths
White	2,573 55%	188 66%	72 71%
Hispanic	334 7%	23 8%	2 2%
Non-Hispanic	2,102 45%	159 56%	58 57%
Unknown ethnicity	137 3%	6 2%	12 12%
Black	438 9%	46 16%	14 14%
Hispanic	10 0%	0 0%	0 0%
Non-Hispanic	403 9%	45 16%	13 13%
Unknown ethnicity	25 1%	1 0%	1 1%
Other	898 19%	39 14%	11 11%
Hispanic	237 5%	11 4%	5 5%
Non-Hispanic	586 12%	25 9%	5 5%
Unknown ethnicity	75 2%	3 1%	1 1%
Unknown race	798 17%	12 4%	5 5%
Hispanic	25 1%	2 1%	0 0%
Non-Hispanic	95 2%	1 0%	1 1%
Unknown ethnicity	678 14%	9 3%	4 4%
Total	4,707	285	102

Outcomes for Florida residents

Okaloosa	
Hospitalizations	285 (6% of all cases)
Deaths	102 (2% of all cases)
New deaths	2

Statewide

Hospitalizations	42,453 (6% of all cases)
Deaths	13,296 (2% of all cases)
New deaths	9

New deaths are those identified since last report.

Cases in facility staff/residents

Okaloosa	
Long-term care	543 (12% of all cases)
Correctional	87 (2% of all cases)

Statewide

Long-term care	45,190 (7% of all cases)
Correctional	22,194 (3% of all cases)

Age group	All cases	New cases (9/19)	Hospitalizations	Deaths
0-4 years	54 1%	0 0%	0 0%	0 0%
5-14 years	161 3%	1 7%	2 1%	0 0%
15-24 years	794 17%	2 14%	8 3%	0 0%
25-34 years	934 20%	9 64%	19 7%	4 4%
35-44 years	734 16%	1 7%	29 10%	0 0%
45-54 years	630 13%	0 0%	30 11%	6 6%
55-64 years	593 13%	0 0%	50 18%	10 10%
65-74 years	394 8%	0 0%	53 19%	12 12%
75-84 years	237 5%	0 0%	62 22%	32 31%
85+ years	168 4%	0 0%	32 11%	38 37%
Unknown	8 0%	1 7%	0 0%	0 0%
Total	4,707	14	285	102

Hospitalization counts include anyone who was hospitalized at some point during their illness. It does not reflect the number of people currently hospitalized.

Other race includes any person with a race of American Indian/Alaskan native, Asian, native Hawaiian/Pacific Islander, or other.

COVID-19: summary for Okaloosa County

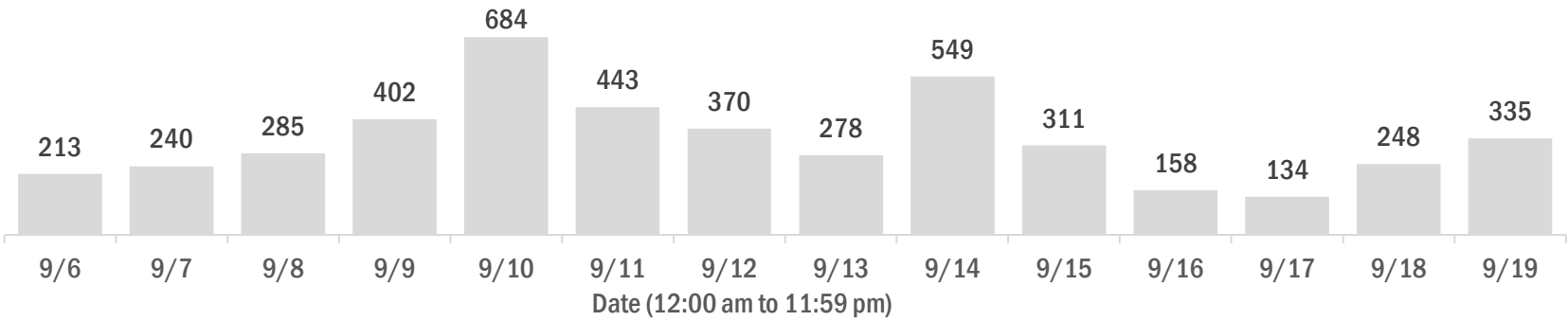
Data through Sep 19, 2020 verified as of Sep 20, 2020 at 09:25 AM

Data in this report are provisional and subject to change.

Laboratory testing for Florida residents over the past 2 weeks

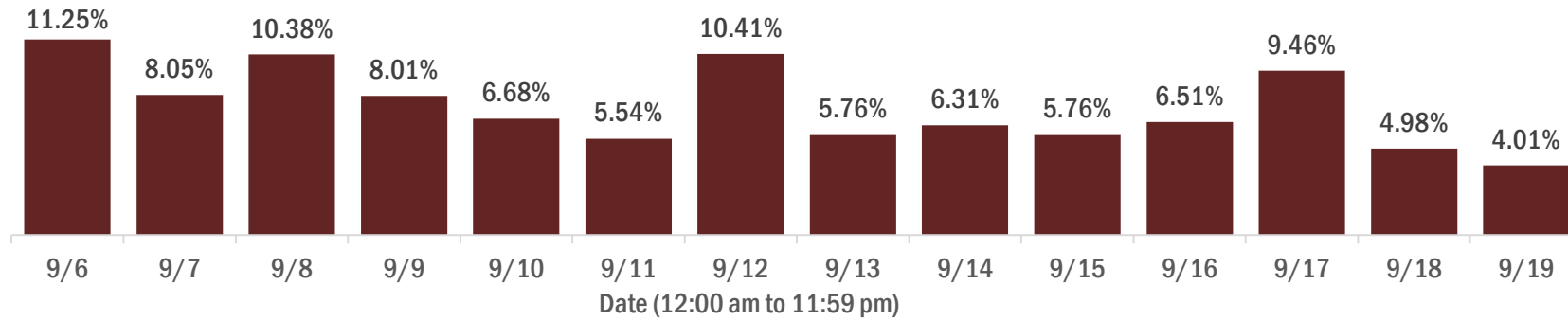
Number of Florida residents who tested negative per day

These counts include the number of people for whom the Department received negative PCR or antigen laboratory results by day. People who tested negative on multiple days will be included once for each day they are tested. Negative results for persons who have previously tested positive are excluded.

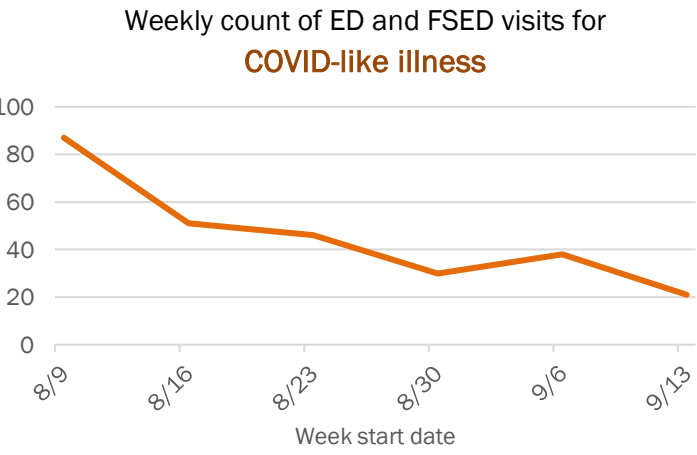
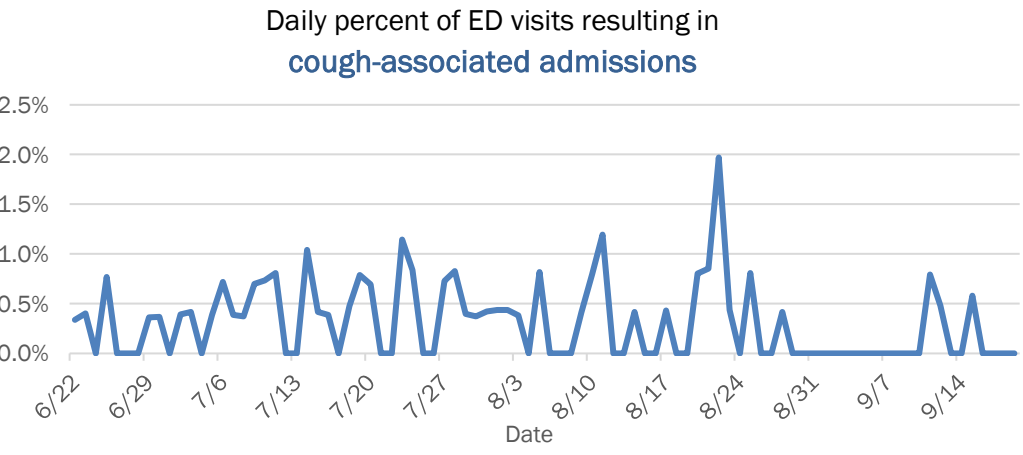
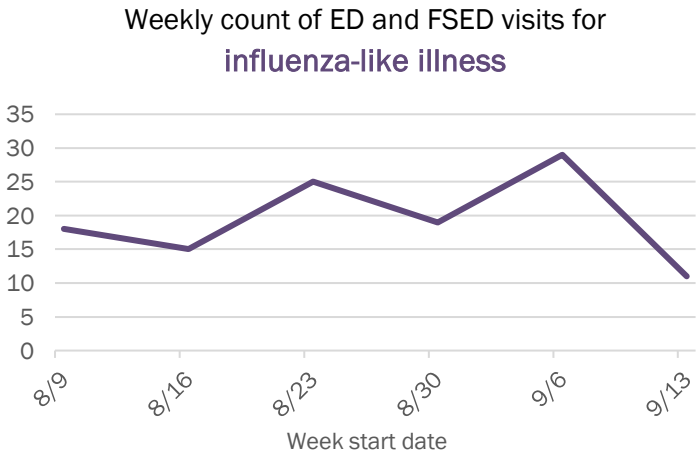
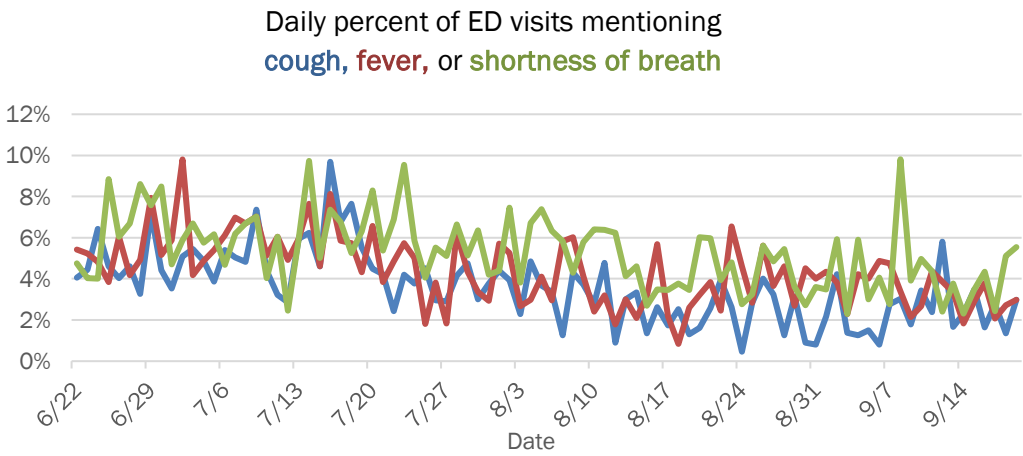


Percent positivity for new cases in Florida residents

These counts include the number of Florida residents for whom the department received PCR or antigen laboratory results by day. This percent is the number of people who test positive for the first time divided by all the people tested that day, excluding people who have previously tested positive.



Emergency department (ED) and freestanding ED (FSED) chief complaint and admission data for Okaloosa County



The Electronic Surveillance System for the Early Notification of Community-Based Epidemics (ESSENCE-FL) includes chief complaint data from 211 of 212 Florida EDs and 77 of 80 Florida FSEDs. Data are transmitted electronically to ESSENCE-FL daily or hourly.