

COVID-19: summary for Okaloosa County

Data through Sep 21, 2020 verified as of Sep 22, 2020 at 09:25 AM

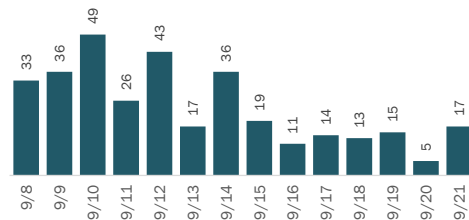
Data in this report are provisional and subject to change.

Cases: people with positive PCR or antigen test result

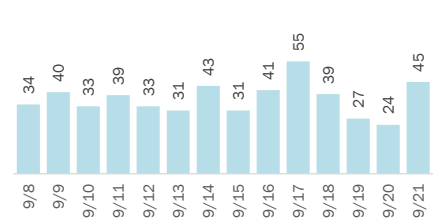
Total cases	4,769
Florida residents	4,730
Non-Florida residents	39
Type of case	
PCR positive	4,617
Antigen positive	113
Gender for Florida residents	
Men	2,121
Women	2,562
Unknown	47
Age for Florida residents	
Range	0 - 103
Median age	40

Cases in Florida residents by date case confirmed

Cases



Median age



Race, ethnicity	Cases	Hospitalizations	Deaths
White	2,577 54%	188 66%	72 71%
Hispanic	337 7%	23 8%	2 2%
Non-Hispanic	2,105 45%	159 56%	58 57%
Unknown ethnicity	135 3%	6 2%	12 12%
Black	437 9%	46 16%	14 14%
Hispanic	10 0%	0 0%	0 0%
Non-Hispanic	402 8%	45 16%	13 13%
Unknown ethnicity	25 1%	1 0%	1 1%
Other	898 19%	39 14%	11 11%
Hispanic	237 5%	11 4%	5 5%
Non-Hispanic	586 12%	25 9%	5 5%
Unknown ethnicity	75 2%	3 1%	1 1%
Unknown race	818 17%	12 4%	5 5%
Hispanic	25 1%	2 1%	0 0%
Non-Hispanic	107 2%	1 0%	1 1%
Unknown ethnicity	686 15%	9 3%	4 4%
Total	4,730	285	102

Outcomes for Florida residents

Okaloosa

Hospitalizations	285	(6% of all cases)
Deaths	102	(2% of all cases)
New deaths	0	

Statewide

Hospitalizations	42,771	(6% of all cases)
Deaths	13,416	(2% of all cases)
New deaths	99	

New deaths are those identified since last report.

Cases in facility staff/residents

Okaloosa

Long-term care	543	(11% of all cases)
Correctional	87	(2% of all cases)

Statewide

Long-term care	45,570	(7% of all cases)
Correctional	22,325	(3% of all cases)

Age group	All cases	New cases (9/21)	Hospitalizations	Deaths
0-4 years	55 1%	0 0%	0 0%	0 0%
5-14 years	161 3%	0 0%	2 1%	0 0%
15-24 years	800 17%	4 24%	8 3%	0 0%
25-34 years	936 20%	2 12%	19 7%	4 4%
35-44 years	735 16%	1 6%	29 10%	0 0%
45-54 years	635 13%	4 24%	30 11%	6 6%
55-64 years	598 13%	4 24%	50 18%	10 10%
65-74 years	396 8%	1 6%	53 19%	12 12%
75-84 years	238 5%	1 6%	62 22%	32 31%
85+ years	168 4%	0 0%	32 11%	38 37%
Unknown	8 0%	0 0%	0 0%	0 0%
Total	4,730	17	285	102

Hospitalization counts include anyone who was hospitalized at some point during their illness. It does not reflect the number of people currently hospitalized.

Other race includes any person with a race of American Indian/Alaskan native, Asian, native Hawaiian/Pacific Islander, or other.

COVID-19: summary for Okaloosa County

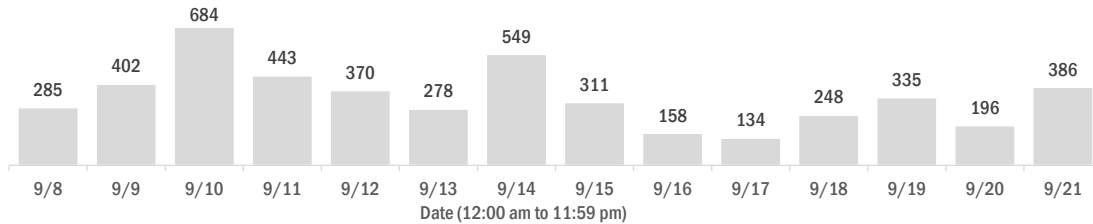
Data through Sep 21, 2020 verified as of Sep 22, 2020 at 09:25 AM

Data in this report are provisional and subject to change.

Laboratory testing for Florida residents over the past 2 weeks

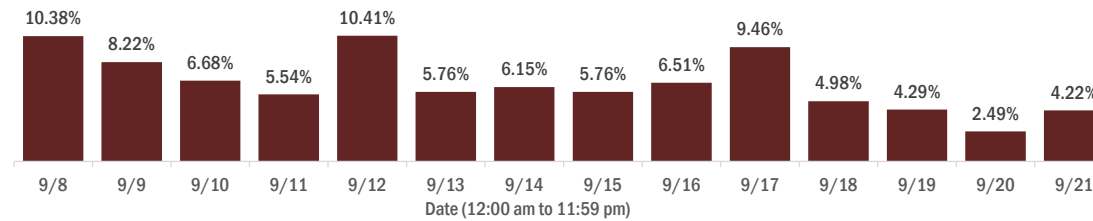
Number of Florida residents who tested negative per day

These counts include the number of people for whom the Department received negative PCR or antigen laboratory results by day. People who tested negative on multiple days will be included once for each day they are tested. Negative results for persons who have previously tested positive are excluded.



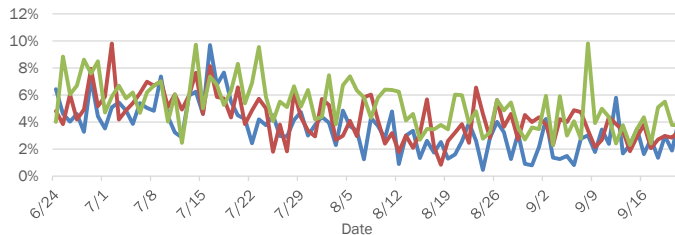
Percent positivity for new cases in Florida residents

These counts include the number of Florida residents for whom the department received PCR or antigen laboratory results by day. This percent is the number of people who test positive for the first time divided by all the people tested that day, excluding people who have previously tested positive.

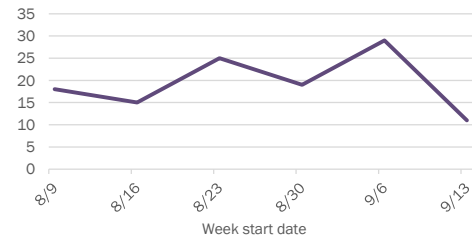


Emergency department (ED) and freestanding ED (FSED) chief complaint and admission data for Okaloosa County

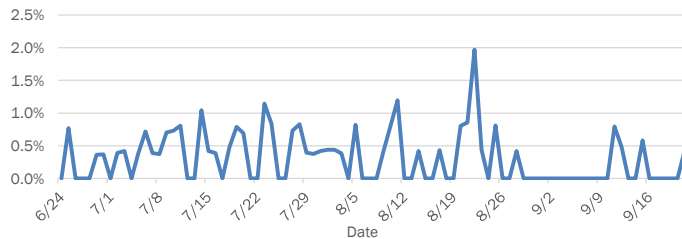
Daily percent of ED visits mentioning cough, fever, or shortness of breath



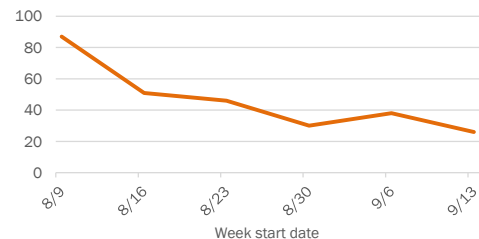
Weekly count of ED and FSED visits for influenza-like illness



Daily percent of ED visits resulting in cough-associated admissions



Weekly count of ED and FSED visits for COVID-like illness



The Electronic Surveillance System for the Early Notification of Community-Based Epidemics (ESSENCE-FL) includes chief complaint data from 211 of 212 Florida EDs and 77 of 80 Florida FSEDs. Data are transmitted electronically to ESSENCE-FL daily or hourly.