

# COVID-19: summary for Okaloosa County

Data through Sep 22, 2020 verified as of Sep 23, 2020 at 09:25 AM

Data in this report are provisional and subject to change.

## Cases: people with positive PCR or antigen test result

**Total cases** 4,802

Florida residents 4,763

Non-Florida residents 39

### Type of case

PCR positive 4,639

Antigen positive 124

### Gender for Florida residents

Men 2,137

Women 2,583

Unknown 43

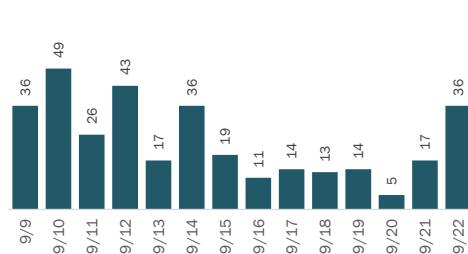
### Age for Florida residents

Range 0 - 103

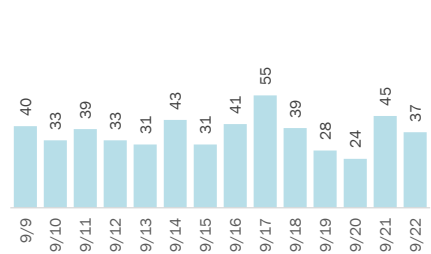
Median age 40

## Cases in Florida residents by date case confirmed

Cases



Median age



Race, ethnicity	Cases	Hospitalizations	Deaths
White	2,591 54%	190 66%	74 69%
Hispanic	340 7%	23 8%	2 2%
Non-Hispanic	2,118 44%	161 56%	59 55%
Unknown ethnicity	133 3%	6 2%	13 12%
Black	439 9%	46 16%	14 13%
Hispanic	10 0%	0 0%	0 0%
Non-Hispanic	403 8%	45 16%	13 12%
Unknown ethnicity	26 1%	1 0%	1 1%
Other	902 19%	40 14%	13 12%
Hispanic	237 5%	12 4%	6 6%
Non-Hispanic	590 12%	25 9%	6 6%
Unknown ethnicity	75 2%	3 1%	1 1%
Unknown race	831 17%	13 4%	6 6%
Hispanic	26 1%	2 1%	0 0%
Non-Hispanic	110 2%	2 1%	2 2%
Unknown ethnicity	695 15%	9 3%	4 4%
<b>Total</b>	<b>4,763</b>	<b>289</b>	<b>107</b>

## Outcomes for Florida residents

### Okaloosa

Hospitalizations	289	(6% of all cases)
Deaths	107	(2% of all cases)
New deaths	5	

### Statewide

Hospitalizations	42,941	(6% of all cases)
Deaths	13,618	(2% of all cases)
New deaths	202	

New deaths are those identified since last report.

## Cases in facility staff/residents

### Okaloosa

Long-term care	543	(11% of all cases)
Correctional	87	(2% of all cases)

### Statewide

Long-term care	45,795	(7% of all cases)
Correctional	22,388	(3% of all cases)

Age group	All cases	New cases (9/22)	Hospitalizations	Deaths
0-4 years	55 1%	1 3%	0 0%	0 0%
5-14 years	166 3%	5 14%	2 1%	0 0%
15-24 years	804 17%	4 11%	8 3%	0 0%
25-34 years	942 20%	6 17%	19 7%	4 4%
35-44 years	743 16%	8 22%	29 10%	0 0%
45-54 years	639 13%	4 11%	31 11%	6 6%
55-64 years	603 13%	5 14%	50 17%	10 9%
65-74 years	397 8%	3 8%	55 19%	13 12%
75-84 years	238 5%	0 0%	62 21%	34 32%
85+ years	168 4%	0 0%	33 11%	40 37%
Unknown	8 0%	0 0%	0 0%	0 0%
<b>Total</b>	<b>4,763</b>	<b>36</b>	<b>289</b>	<b>107</b>

**Hospitalization** counts include anyone who was hospitalized at some point during their illness. It does not reflect the number of people currently hospitalized.

**Other race** includes any person with a race of American Indian/Alaskan native, Asian, native Hawaiian/Pacific Islander, or other.

# COVID-19: summary for Okaloosa County

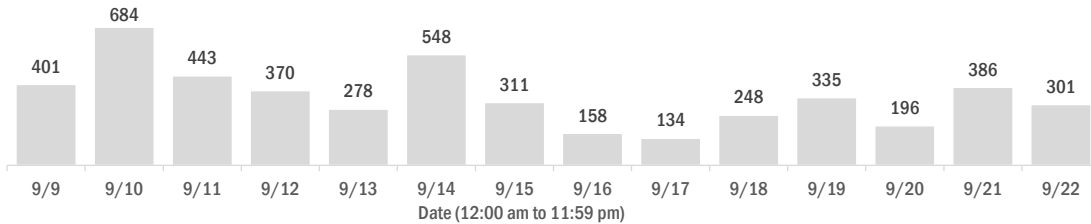
Data through Sep 22, 2020 verified as of Sep 23, 2020 at 09:25 AM

Data in this report are provisional and subject to change.

## Laboratory testing for Florida residents over the past 2 weeks

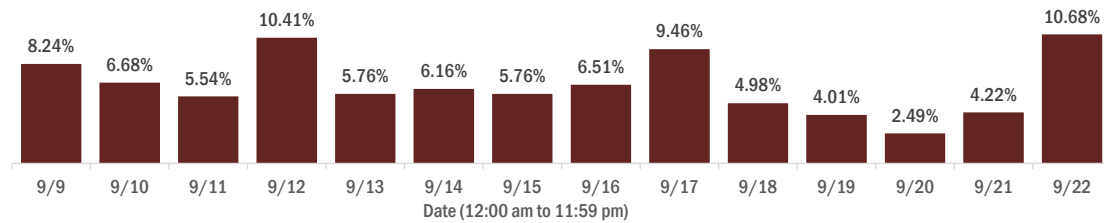
### Number of Florida residents who tested negative per day

These counts include the number of people for whom the Department received negative PCR or antigen laboratory results by day. People who tested negative on multiple days will be included once for each day they are tested. Negative results for persons who have previously tested positive are excluded.



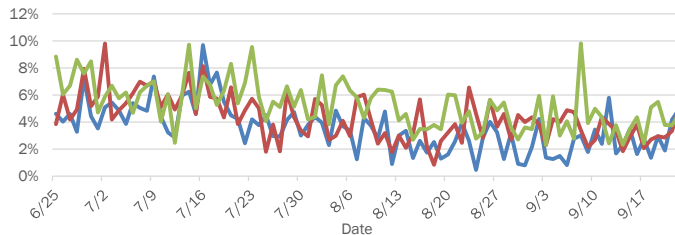
### Percent positivity for new cases in Florida residents

These counts include the number of Florida residents for whom the department received PCR or antigen laboratory results by day. This percent is the number of people who test positive for the first time divided by all the people tested that day, excluding people who have previously tested positive.

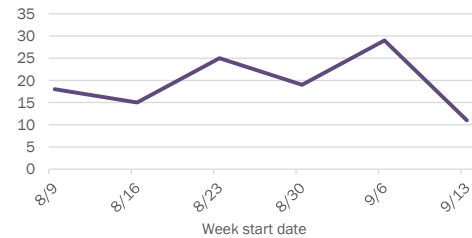


## Emergency department (ED) and freestanding ED (FSED) chief complaint and admission data for Okaloosa County

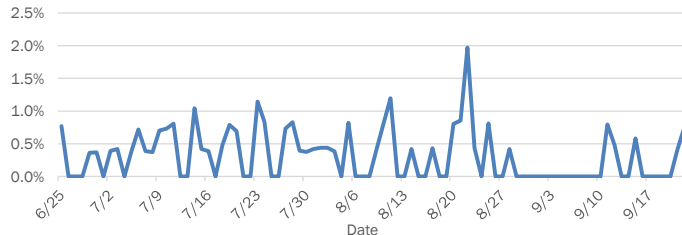
### Daily percent of ED visits mentioning cough, fever, or shortness of breath



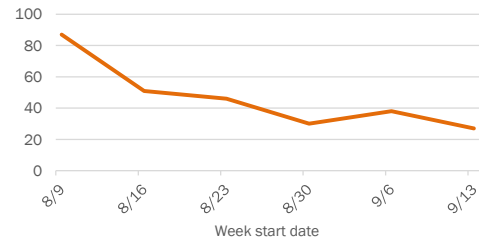
### Weekly count of ED and FSED visits for influenza-like illness



### Daily percent of ED visits resulting in cough-associated admissions



### Weekly count of ED and FSED visits for COVID-like illness



The Electronic Surveillance System for the Early Notification of Community-Based Epidemics (ESSENCE-FL) includes chief complaint data from 211 of 212 Florida EDs and 77 of 80 Florida FSEDs. Data are transmitted electronically to ESSENCE-FL daily or hourly.