

COVID-19: summary for Okaloosa County

Data through Sep 26, 2020 verified as of Sep 27, 2020 at 09:25 AM

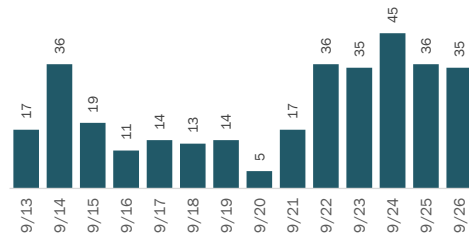
Data in this report are provisional and subject to change.

Cases: people with positive PCR or antigen test result

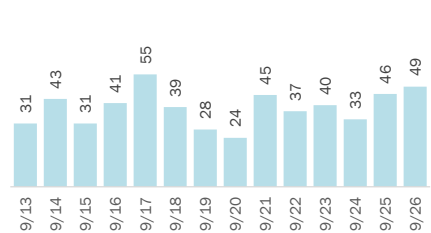
Total cases	4,953
Florida residents	4,913
Non-Florida residents	40
Type of case	
PCR positive	4,781
Antigen positive	132
Gender for Florida residents	
Men	2,222
Women	2,647
Unknown	44
Age for Florida residents	
Range	0 - 103
Median age	40

Cases in Florida residents by date case confirmed

Cases



Median age



Race, ethnicity	Cases	Hospitalizations	Deaths
White	2,653	54%	193
Hispanic	347	7%	24
Non-Hispanic	2,171	44%	163
Unknown ethnicity	135	3%	6
Black	444	9%	46
Hispanic	10	0%	0
Non-Hispanic	407	8%	45
Unknown ethnicity	27	1%	1
Other	939	19%	40
Hispanic	240	5%	12
Non-Hispanic	623	13%	25
Unknown ethnicity	76	2%	3
Unknown race	877	18%	14
Hispanic	31	1%	3
Non-Hispanic	123	3%	2
Unknown ethnicity	723	15%	9
Total	4,913	293	109

Outcomes for Florida residents

Okaloosa		
Hospitalizations	293	(6% of all cases)
Deaths	109	(2% of all cases)
New deaths	0	

Statewide

Hospitalizations	43,533	(6% of all cases)
Deaths	14,032	(2% of all cases)
New deaths	10	

New deaths are those identified since last report.

Cases in facility staff/residents

Okaloosa		
Long-term care	543	(11% of all cases)
Correctional	87	(2% of all cases)

Statewide

Long-term care	46,379	(7% of all cases)
Correctional	22,698	(3% of all cases)

Age group	All cases	New cases (9/26)	Hospitalizations	Deaths
0-4 years	56	1%	0	0%
5-14 years	170	3%	2	0%
15-24 years	838	17%	8	0%
25-34 years	968	20%	3	4%
35-44 years	761	15%	4	1%
45-54 years	655	13%	2	6%
55-64 years	641	13%	11	9%
65-74 years	406	8%	4	12%
75-84 years	241	5%	1	31%
85+ years	169	3%	0	38%
Unknown	8	0%	0	0%
Total	4,913	35	293	109

Hospitalization counts include anyone who was hospitalized at some point during their illness. It does not reflect the number of people currently hospitalized.

Other race includes any person with a race of American Indian/Alaskan native, Asian, native Hawaiian/Pacific Islander, or other.

COVID-19: summary for Okaloosa County

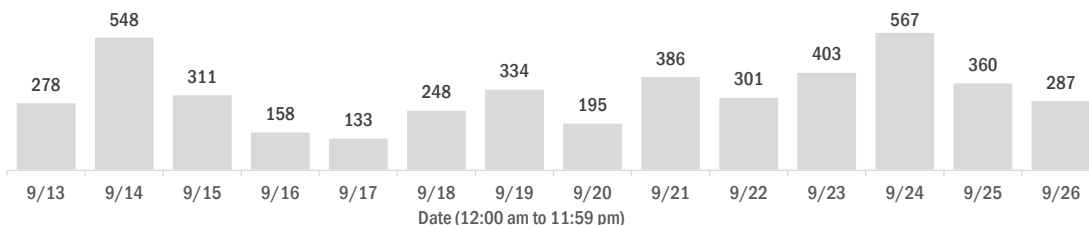
Data through Sep 26, 2020 verified as of Sep 27, 2020 at 09:25 AM

Data in this report are provisional and subject to change.

Laboratory testing for Florida residents over the past 2 weeks

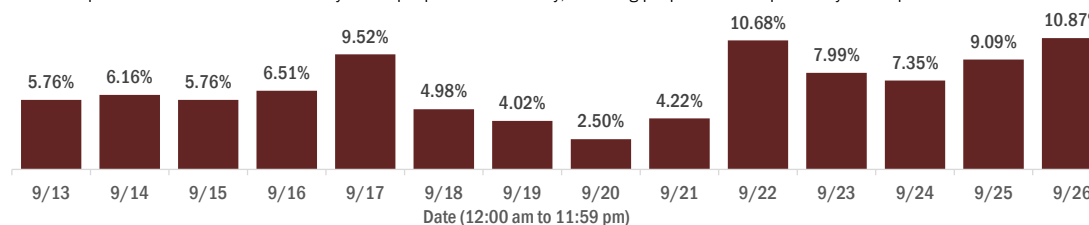
Number of Florida residents who tested negative per day

These counts include the number of people for whom the Department received negative PCR or antigen laboratory results by day. People who tested negative on multiple days will be included once for each day they are tested. Negative results for persons who have previously tested positive are excluded.



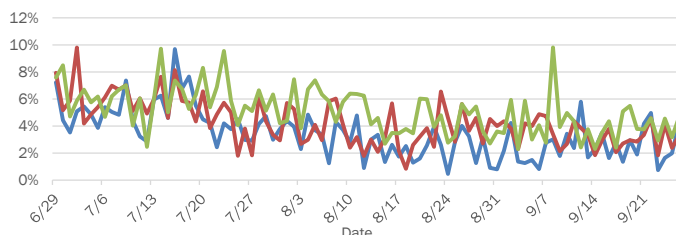
Percent positivity for new cases in Florida residents

These counts include the number of Florida residents for whom the department received PCR or antigen laboratory results by day. This percent is the number of people who test positive for the first time divided by all the people tested that day, excluding people who have previously tested positive.



Emergency department (ED) and freestanding ED (FSED) chief complaint and admission data for Okaloosa County

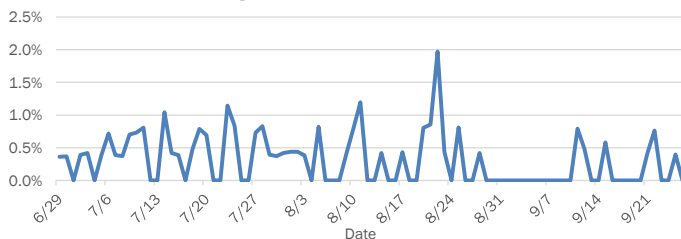
Daily percent of ED visits mentioning cough, fever, or shortness of breath



Weekly count of ED and FSED visits for influenza-like illness



Daily percent of ED visits resulting in cough-associated admissions



Weekly count of ED and FSED visits for COVID-like illness



The Electronic Surveillance System for the Early Notification of Community-Based Epidemics (ESSENCE-FL) includes chief complaint data from 211 of 212 Florida EDs and 77 of 80 Florida FSEDs. Data are transmitted electronically to ESSENCE-FL daily or hourly.