

COVID-19: summary for Okaloosa County

Data through Sep 27, 2020 verified as of Sep 28, 2020 at 09:25 AM

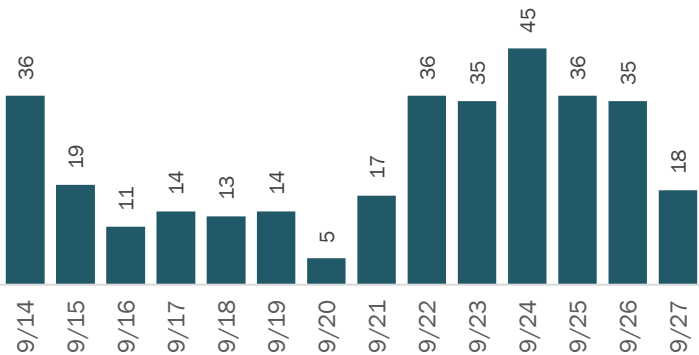
Data in this report are provisional and subject to change.

Cases: people with positive PCR or antigen test result

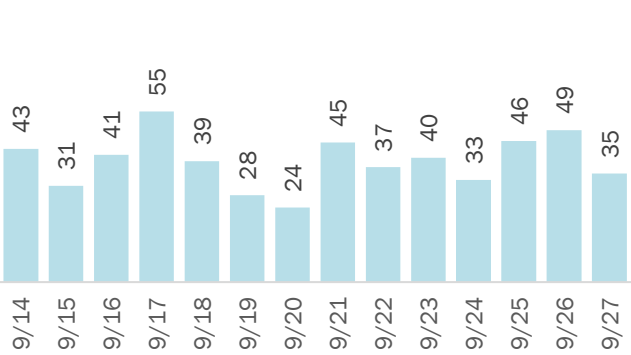
| | |
|------------------------------|---------|
| Total cases | 4,971 |
| Florida residents | 4,931 |
| Non-Florida residents | 40 |
| Type of case | |
| PCR positive | 4,799 |
| Antigen positive | 132 |
| Gender for Florida residents | |
| Men | 2,231 |
| Women | 2,655 |
| Unknown | 45 |
| Age for Florida residents | |
| Range | 0 - 103 |
| Median age | 40 |

Cases in Florida residents by date case confirmed

Cases



Median age



| Race, ethnicity | Cases | Hospitalizations | Deaths |
|-------------------|-----------|------------------|--------|
| White | 2,658 54% | 193 66% | 77 71% |
| Hispanic | 349 7% | 24 8% | 2 2% |
| Non-Hispanic | 2,172 44% | 163 56% | 62 57% |
| Unknown ethnicity | 137 3% | 6 2% | 13 12% |
| Black | 444 9% | 46 16% | 14 13% |
| Hispanic | 10 0% | 0 0% | 0 0% |
| Non-Hispanic | 407 8% | 45 15% | 13 12% |
| Unknown ethnicity | 27 1% | 1 0% | 1 1% |
| Other | 939 19% | 40 14% | 12 11% |
| Hispanic | 240 5% | 12 4% | 6 6% |
| Non-Hispanic | 623 13% | 25 9% | 5 5% |
| Unknown ethnicity | 76 2% | 3 1% | 1 1% |
| Unknown race | 890 18% | 14 5% | 6 6% |
| Hispanic | 31 1% | 3 1% | 0 0% |
| Non-Hispanic | 126 3% | 2 1% | 2 2% |
| Unknown ethnicity | 733 15% | 9 3% | 4 4% |
| Total | 4,931 | 293 | 109 |

Outcomes for Florida residents

| | | |
|------------------|-----|-------------------|
| Okaloosa | | |
| Hospitalizations | 293 | (6% of all cases) |
| Deaths | 109 | (2% of all cases) |
| New deaths | 0 | |

Statewide

| | | |
|------------------|--------|-------------------|
| Hospitalizations | 43,606 | (6% of all cases) |
| Deaths | 14,037 | (2% of all cases) |
| New deaths | 5 | |

New deaths are those identified since last report.

Cases in facility staff/residents

| | | |
|----------------|-----|--------------------|
| Okaloosa | | |
| Long-term care | 543 | (11% of all cases) |
| Correctional | 87 | (2% of all cases) |

Statewide

| | | |
|----------------|--------|-------------------|
| Long-term care | 46,440 | (7% of all cases) |
| Correctional | 22,721 | (3% of all cases) |

| Age group | All cases | New cases (9/27) | Hospitalizations | Deaths |
|-------------|-----------|------------------|------------------|--------|
| 0-4 years | 57 1% | 1 6% | 0 0% | 0 0% |
| 5-14 years | 170 3% | 0 0% | 2 1% | 0 0% |
| 15-24 years | 841 17% | 3 17% | 8 3% | 0 0% |
| 25-34 years | 973 20% | 5 28% | 21 7% | 4 4% |
| 35-44 years | 762 15% | 1 6% | 29 10% | 1 1% |
| 45-54 years | 656 13% | 1 6% | 32 11% | 6 6% |
| 55-64 years | 644 13% | 3 17% | 51 17% | 10 9% |
| 65-74 years | 408 8% | 2 11% | 55 19% | 13 12% |
| 75-84 years | 243 5% | 2 11% | 62 21% | 34 31% |
| 85+ years | 169 3% | 0 0% | 33 11% | 41 38% |
| Unknown | 8 0% | 0 0% | 0 0% | 0 0% |
| Total | 4,931 | 18 | 293 | 109 |

Hospitalization counts include anyone who was hospitalized at some point during their illness. It does not reflect the number of people currently hospitalized.

Other race includes any person with a race of American Indian/Alaskan native, Asian, native Hawaiian/Pacific Islander, or other.

COVID-19: summary for Okaloosa County

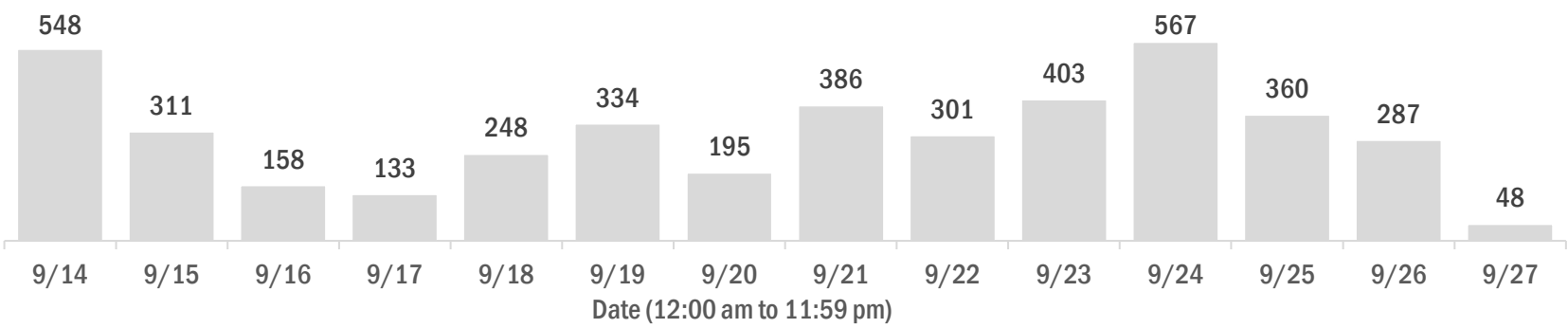
Data through Sep 27, 2020 verified as of Sep 28, 2020 at 09:25 AM

Data in this report are provisional and subject to change.

Laboratory testing for Florida residents over the past 2 weeks

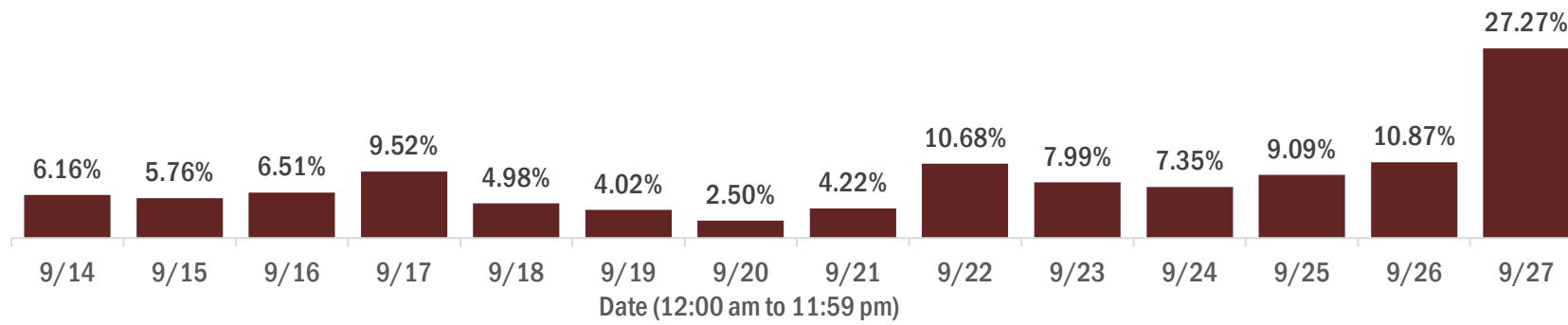
Number of Florida residents who tested negative per day

These counts include the number of people for whom the Department received negative PCR or antigen laboratory results by day. People who tested negative on multiple days will be included once for each day they are tested. Negative results for persons who have previously tested positive are excluded.



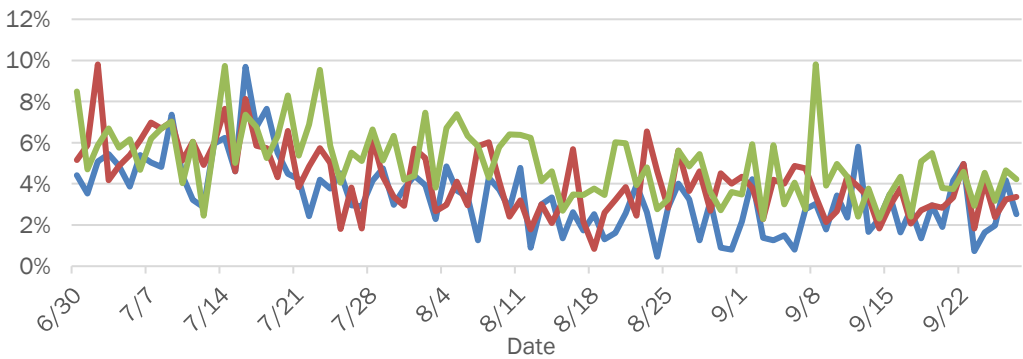
Percent positivity for new cases in Florida residents

These counts include the number of Florida residents for whom the department received PCR or antigen laboratory results by day. This percent is the number of people who test positive for the first time divided by all the people tested that day, excluding people who have previously tested positive.

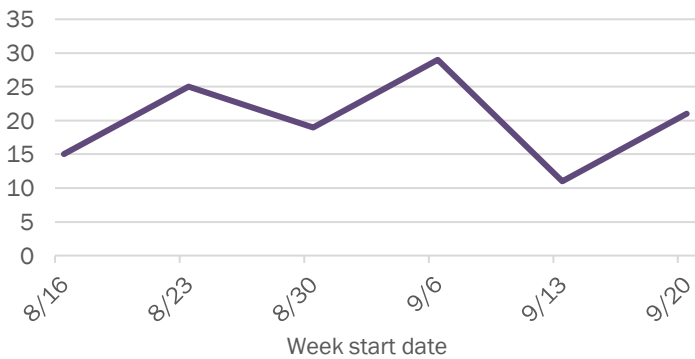


Emergency department (ED) and freestanding ED (FSED) chief complaint and admission data for Okaloosa County

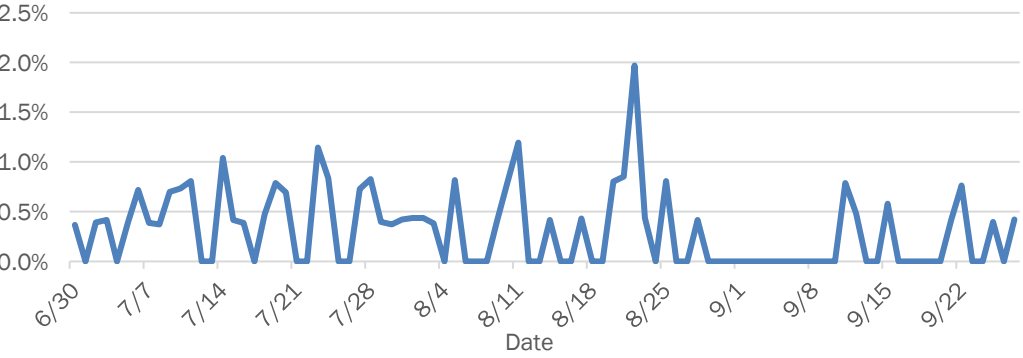
Daily percent of ED visits mentioning cough, fever, or shortness of breath



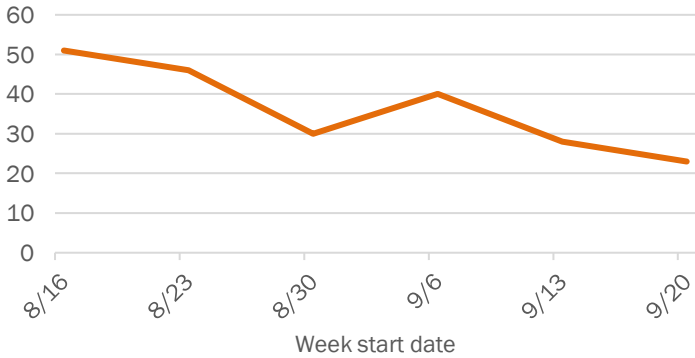
Weekly count of ED and FSED visits for influenza-like illness



Daily percent of ED visits resulting in cough-associated admissions



Weekly count of ED and FSED visits for COVID-like illness



The Electronic Surveillance System for the Early Notification of Community-Based Epidemics (ESSENCE-FL) includes chief complaint data from 211 of 212 Florida EDs and 77 of 80 Florida FSEDs. Data are transmitted electronically to ESSENCE-FL daily or hourly.